



Environmental Progress Report



Contents

Introduction

- 3 Reflections from Lisa Jackson
- 4 Report highlights
- 5 Goals and progress

Environmental Initiatives

Apple 2030

- 11 Journey to Apple 2030
- 12 Approach
- 15 Design and materials
- 24 Electricity
- 32 Direct emissions
- 35 Carbon removal

Resources

- 39 Approach
- 40 Product longevity
- 45 Material recovery
- 48 Water
- 52 Zero waste

Smarter Chemistry

- 58 Approach
- 59 Mapping
- 61 Assessment
- 63 Innovation

Engagement and Advocacy

- 67 Approach
- 68 Listening to a range of voices
- 69 Achieving change together
- 73 Supporting communities worldwide

Data

- 77 Greenhouse gas emissions
- 78 High-quality carbon certificates
- 79 Carbon footprint by product
- 81 Energy
- 82 Resources
- 83 Normalising factors

Appendix

- 85 A: Corporate facilities energy supplement
- 94 B: Apple's life-cycle assessment methodology
- 96 C: Assurance and review statements
- 107 D: Environment, Health and Safety Policy
- 109 E: ISO 14001 certification
- 111 Report notes
- 112 End notes



Reflections

Apple's commitment to climate action has never been more clear.

Thanks to the hard work of teams across our company, we've reduced our emissions by over 55 per cent since 2015. We've crossed key milestones on our environmental journey. And we're rising to the generational challenge of climate change by working with companies and communities that span the globe.

Apple 2030 is our commitment to be carbon neutral for our entire footprint by the end of the decade. We'll get there by innovating at every stage of the product life cycle – from how they're made, to what they're made from.

That starts with bringing new clean energy online across our supply chain. Today, more than 320 suppliers have committed to using renewable electricity for Apple production. With over 16 gigawatts already online, they're avoiding more than 18 million tonnes of greenhouse gas emissions.

Our teams and suppliers are part of so many communities, so Apple's work to protect the planet takes us around the world.

That's why we're partnering directly with communities and local organisations to support environmental solutions where they're needed most. In 2023, that meant expanding our Power for Impact programme to bring clean energy to under-served communities in Nepal and Colombia, and supporting programmes that increase access to safe water and sanitation in India.

We're also building our products with more recycled and renewable materials than ever – work that helps to drive down our carbon footprint. Our customers play an important role in this effort. When you participate in the Apple Trade-In programme, you're helping to bring us closer to the day our products will be made without taking anything from the Earth.

The proof is in our products. Last year, more than 20 per cent of the materials we shipped in Apple products came from recycled sources. MacBook Air is our first product made with more than 50 per cent recycled materials, and we're making important strides across all of our products. The iPhone 15 line-up, Apple Watch Series 9 and Apple Watch Ultra 2 use 100 per cent recycled cobalt in their batteries. More than 99 per cent of the tungsten in our products comes from recycled sources. And we're driving innovation around the world to improve the way our industry recycles and recovers materials.

We're also finding new and better ways to get Apple products into people's hands. It's not just trains, planes and automobiles – increasingly, we're shipping Apple products on the open seas, because ocean freight can reduce emissions by as much as 95 per cent compared to air transport. And we continue to restore our planet's ecosystems – like the Atlantic Forest, which stretches from Brazil to Paraguay – that play a key role in removing carbon from the atmosphere.

What does all this work add up to? Progress. And that progress is sorely needed, because the impacts of climate change are all around us. Its front lines are not in boardrooms or government buildings – they're in communities. And we owe it to our global community to rise to the challenge of climate change with all the innovation, empathy and commitment that we can muster.

Lisa Jackson

VP, Environment, Policy and Social Initiatives



Report highlights

Reduced our overall emissions by more than 55 per cent

We reduced our overall greenhouse gas emissions across scopes 1, 2 and 3 by more than 55 per cent compared with our 2015 baseline year – not including offsets.¹ In that same time period, revenue grew by 64 per cent. We estimate that we've avoided 31 million tonnes of emissions through reduction efforts such as transitioning our supply chain to renewable electricity and sourcing recycled content.

[Read more on page 14.](#)

Introduced our most significant product emission reductions to date

Innovations in design and clean energy drove dramatic reductions in greenhouse gas emissions for the autumn Apple Watch lineup – the most significant from our business-as-usual scenario.² This included 100 per cent clean energy for manufacturing and product use, 30 per cent recycled and renewable material by weight, and 50 per cent shipping without the use of air transport.³

[Read more on page 9.](#)



Advocated for reporting transparency

As part of our commitment to greenhouse gas emissions disclosures, we endorsed the landmark California Climate Corporate Data Accountability Act (CA SB 253) to improve transparency and drive progress in the fight against climate change.

[Read more on page 71.](#)

Increased our use of recycled materials

We're making steady progress on our journey towards using only recycled and renewable materials in our products. In 2023, 22 per cent of the materials we shipped in Apple products came from recycled sources.⁴ This includes 99 per cent of tungsten, 71 per cent of aluminium, 52 per cent of cobalt, 25 per cent of gold and 24 per cent of lithium in our products.⁵

[Read more on page 17.](#)

MacBook Air is the first Apple product made with 50 per cent recycled content

This includes 100 per cent recycled aluminium in the enclosure, 100 per cent recycled rare earth elements in all magnets and, in another first for Apple, 100 per cent recycled copper in the main logic board.

[Read more on page 16.](#)

More than 320 suppliers committed to renewable electricity

As of March 2024, more than 320 suppliers have committed to sourcing renewable electricity for Apple production, representing 95 per cent of our direct supplier spend. We've accelerated progress with a mandate in our Supplier Code of Conduct for all direct suppliers to transition to renewable energy in the manufacturing of Apple products.

[Read more on page 27.](#)



Launched Grid Forecast




In the contiguous United States, we introduced Grid Forecast – a new tool in the Home app on Apple devices. This tool shows customers when cleaner electricity is available from the grid, empowering them with information to help reduce greenhouse gas emissions.

[Read more on page 30.](#)






Goals and progress





Emissions

Goals	Progress	Highlights
Become carbon neutral for our corporate operations.	 Achieved	We achieved carbon neutrality in 2020 by expanding energy efficiency initiatives, sourcing 100 per cent renewable electricity for Apple facilities, and investing in high-quality carbon credits to offset the remaining hard-to-decarbonise corporate emissions.
Achieve carbon neutrality for our entire carbon footprint by 2030 – reducing related emissions by 75 per cent compared with 2015. ⁶	 Ongoing	Since 2015, we’ve reduced emissions by over 55 per cent across our value chain.
Transition our entire value chain, including manufacturing and product use, to 100 per cent clean electricity by 2030. ⁷	 Ongoing	As of March 2024, more than 320 suppliers have committed to using 100 per cent renewable energy for their Apple production. These suppliers account for 95 per cent of Apple’s direct spend for materials, manufacturing and assembly of our products worldwide. ⁸

Materials

Goals	Progress	Highlights
Use only recycled and renewable materials in our products and packaging, and enhance material recovery.	 Ongoing	In 2023, 22 per cent of the materials we shipped in our products came from recycled or renewable sources, and we also added titanium to our priority materials list in 2023. ⁹
Transition to 100 per cent recycled cobalt, tin, gold and rare earth elements in selected components and applications by 2025. ¹⁰	 Ongoing	In 2023, 56 per cent of the cobalt shipped in Apple-designed batteries came from recycled sources. ¹¹
Remove plastics from our packaging by 2025. ¹²	 Ongoing	Our product packaging shipped in 2023 contains only 3 per cent plastic – down from 21 per cent in 2015. ¹³

Resources

Goals	Progress	Highlights
Replenish all our corporate freshwater withdrawals in high-stress locations by 2030. ¹⁴	 Ongoing	We’ve partnered on freshwater replenishment projects resulting in 31.2 million gallons of volumetric water benefits.
Certify all Apple-owned data centres to the Alliance for Water Stewardship (AWS) Standard by 2025. ¹⁵	 Ongoing	We’ve certified five data centres since 2021 and 20 suppliers since 2017 to the AWS Standard.
Expand and grow supplier participation in the Supplier Clean Water Programme, prioritising high water-stress locations and driving participants to an average 50 per cent water reuse rate by 2030. ¹⁶	 New	Through our programme, we’ve supported an on-average 42 per cent reuse rate across our 242 participating supplier facilities.
Eliminate waste sent to landfill from our corporate facilities and our suppliers.	 Ongoing	Our corporate facilities waste diversion rate increased to 74 per cent, driven by progress at our data centres. Throughout 2023, 100 per cent of established final assembly sites maintained zero-waste-to-landfill operations.

Overview

Apple 2030

Journey to Apple 2030

Approach

Design and materials

Electricity

Direct emissions

Carbon removal

Resources

Approach

Product longevity

Material recovery

Water

Zero waste

Smarter Chemistry

Approach

Mapping

Assessment

Innovation

Environmental Initiatives



Focus on the future

More than 38 per cent of manufacturing electricity for iPhone 15 Pro and iPhone 15 Pro Max is sourced from our supplier clean energy projects.

Environmental Initiatives

Apple 2030

Apple 2030 is our commitment to be carbon neutral for our entire carbon footprint. Our journey to 2030 is focused on first reducing our scope 1, 2 and 3 greenhouse gas emissions by 75 per cent compared with 2015, and investing in high-quality carbon removal solutions for the remaining emissions.

[Design and materials](#)

[Electricity¹⁷](#)

[Direct emissions](#)

[Carbon removal](#)



Resources

We aim to make durable, long-lasting products and enhance material recovery. And we're committed to stewarding water resources and eliminating waste sent to landfills.

[Product longevity](#)

[Material recovery](#)

[Water](#)

[Zero waste](#)



Smarter Chemistry

Through chemistry innovation and material selection, we design our products to be safer for anyone who assembles, uses or recycles them – and to be better for the environment.

[Mapping](#)

[Assessment](#)

[Innovation](#)



Apple 2030

Journey to Apple 2030

Approach

Design and materials

Electricity

Direct emissions

Carbon removal

Resources

Smarter Chemistry

The time for change
The significant emission reductions associated with the Apple Watch lineup mark a milestone towards our 2030 goal.



Apple 2030

An ambitious goal for 2030: We committed to being carbon neutral for our entire carbon footprint by the end of the decade.

Our journey to 2030 centres on reducing our scope 1, 2 and 3 emissions first – upstream and downstream – by 75 per cent, before balancing remaining emissions with high-quality carbon removals.

We've already reduced emissions by more than 55 per cent since 2015, even as revenue grew by 64 per cent during that same eight-year period.

We're focused on decarbonising the three largest sources of emissions – materials, electricity and transport – across our value chain. We're prioritising efforts to drastically reduce these emissions with initiatives focused on achieving the broadest impact before applying offsets. For emissions that can't be

further reduced, we primarily look for high-quality, nature-based credits. We invest in carbon sequestration and removal projects to help us achieve carbon neutrality.

Decarbonising our supply chain is essential to achieving Apple 2030. We've focused on innovative approaches to significantly expand renewable energy across our supply chain and manufacture our products with recycled and renewable materials.



Decarbonising our value chain

Electricity

Electricity for manufacturing and charging devices represents the largest source of Apple's emissions across all product lines. Achieving carbon neutrality for our entire carbon footprint requires a transition to 100 per cent clean energy and significant energy reductions throughout our supplier facilities.

We launched the Supplier Clean Energy Programme in 2015 to advance renewable energy throughout our manufacturing supply chain. As of March 2024, more than 320 global suppliers – representing 95 per cent of Apple's direct manufacturing spend – have joined the programme. These suppliers have committed to using 100 per cent renewable electricity for all their Apple production by the end of this decade. The success of this initiative has led to the next phase of our efforts towards achieving a carbon-neutral supply chain by 2030.

To rapidly scale and accelerate the progress of the Supplier Clean Energy Programme, Apple updated the Supplier Code of Conduct to require all direct suppliers to transition to renewable energy in the manufacturing of Apple products. The codification of this requirement is the next step in our decarbonisation journey and a sign of our commitment to integrate supply chain decarbonisation into our core business decision-making. We hope that our approach can serve as a model that other companies can follow.

We're also working to address emissions from product use through investments in renewable energy so that every watt of electricity associated with our customers' product use is matched by clean electricity. We're prioritising product efficiency to reduce the electricity use of our products.

We've also introduced Grid Forecast, a tool in the Home app that informs US-based users when their power grid has cleaner energy available for use. And with iOS 16, we launched the Clean Energy Charging feature in the United States, which looks at the sources of the electricity during expected charge times and optimises for when the grid is using cleaner energy sources, such as solar or wind.

Materials

We've advanced towards our 2030 goal by using recycled and renewable materials, which often have a lower carbon footprint than primary materials. And we announced that, by 2025, we plan to use 100 per cent recycled cobalt in all Apple-designed batteries, 100 per cent recycled tin soldering, 100 per cent recycled gold plating in all Apple-designed rigid and flexible printed circuit boards, and 100 per cent recycled rare earth elements in all magnets across new products.¹⁸

We've pioneered the use of many recycled materials in our products through world-class product engineering, extensive design qualifications and supply chain engagement. Our focus is on materials that will yield significant environmental and social impact, even

when those materials come with notable challenges to building circular supply chains. To read more about our efforts to create circular supply chains, see the [Prioritising our efforts](#) section. We intentionally design products to minimise the use of primary (non-recycled) materials and maximise recycled content, as feasible. And year after year, we innovate and improve manufacturing processes to use materials more efficiently and decrease manufacturing scrap.

In 2023, manufacturing our products accounted for 59 per cent of our gross carbon footprint. This includes emissions from fuel combustion; heating, ventilation and air conditioning (HVAC); refrigeration; use of fluorinated gases; and other physical or chemical processes (excluding transport). These emissions sources vary widely and require the use of diverse technologies and solutions to abate.

Our approach is to identify process emissions across our supply chain, such as the use of fluorinated gases in display and semiconductor manufacturing, and launch targeted programmes to address these emissions in partnership with our suppliers, governments and industry stakeholders. We continue to launch supplier programmes targeting emissions from manufacturing operations and facilities used to produce Apple products, such as the Supplier Energy Efficiency Programme launched in 2015 to help our suppliers optimise their energy use.

Transport

In 2023, transporting our products to customers accounted for 9 per cent of our gross carbon footprint. To address the emissions from transport, we're shifting more product volume to shipping modes that are less carbon intensive than air transport, such as ocean or rail. Shipping the same Apple product by ocean generates 95 per cent fewer emissions than shipping it by air, based on our carbon footprint methodology. We're investigating a transition to low-carbon sustainable aviation fuels (SAF) to reduce the carbon footprint of air shipment. We're also addressing transport-related emissions through product and packaging design that drives reduced packaging mass and volume, creating boxes that use space more efficiently.

Carbon removal

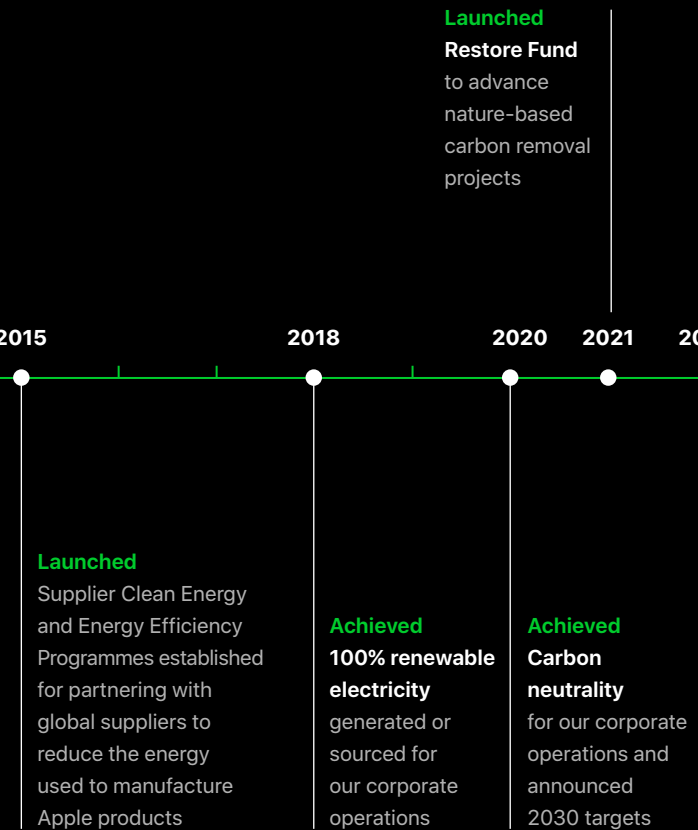
Prioritising emission reductions across our entire value chain is critical to limiting climate change to 1.5°C. Still, not all emissions can be avoided or reduced with existing solutions. And some existing solutions will require greater effort from industry and government to scale them before broader commercial adoption becomes feasible. As we focus on eliminating the majority of emissions across the value chain, we're also addressing emissions we can't reduce by looking for high-quality carbon credits from nature-based projects. The nature-based projects we select focus

on carbon sequestration, like planting forests and restoring mangroves, and have additional benefits that improve climate adaptation and resilience.

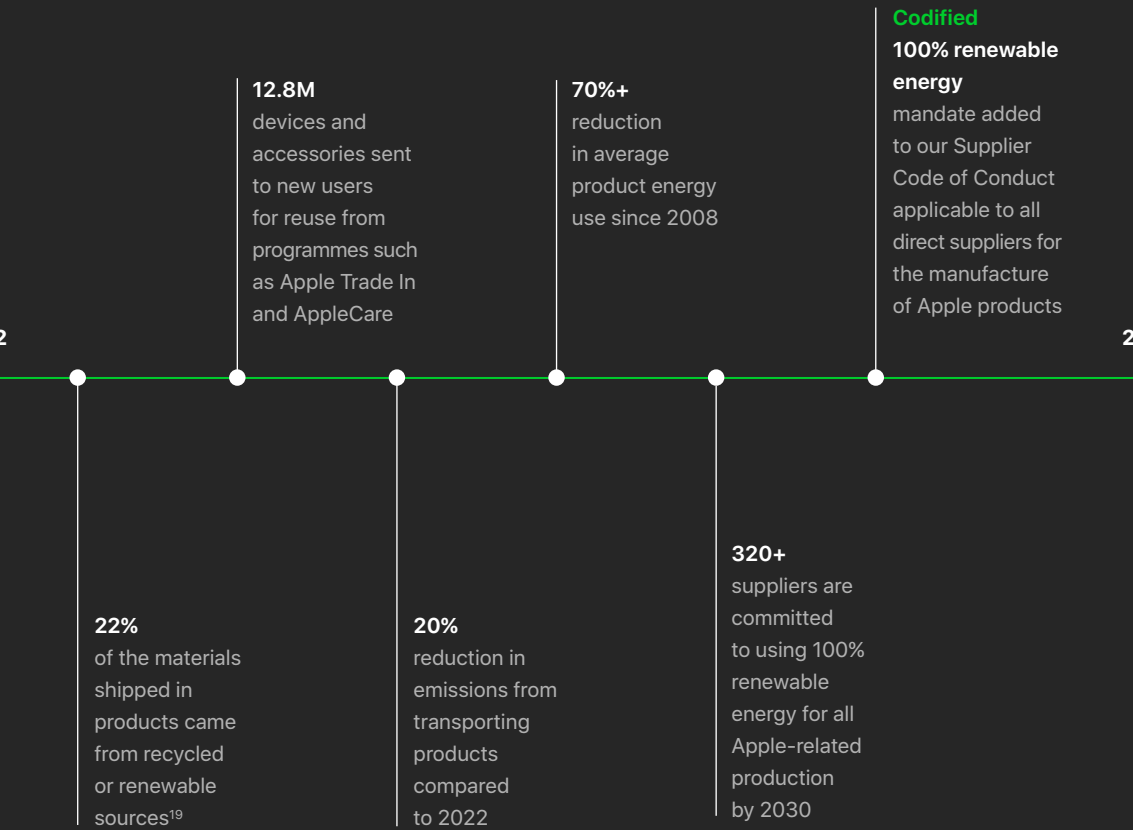
Transparency and integrity are critical to the carbon projects that we fund. The credits from these investments must be additional, permanent, measurable and quantified – with systems in place to avoid double-counting – and must avoid leakage. To read more about our work in carbon removal, see [Carbon removal](#) and read our white paper, [Apple's Carbon Removal Strategy](#).

Journey to Apple 2030

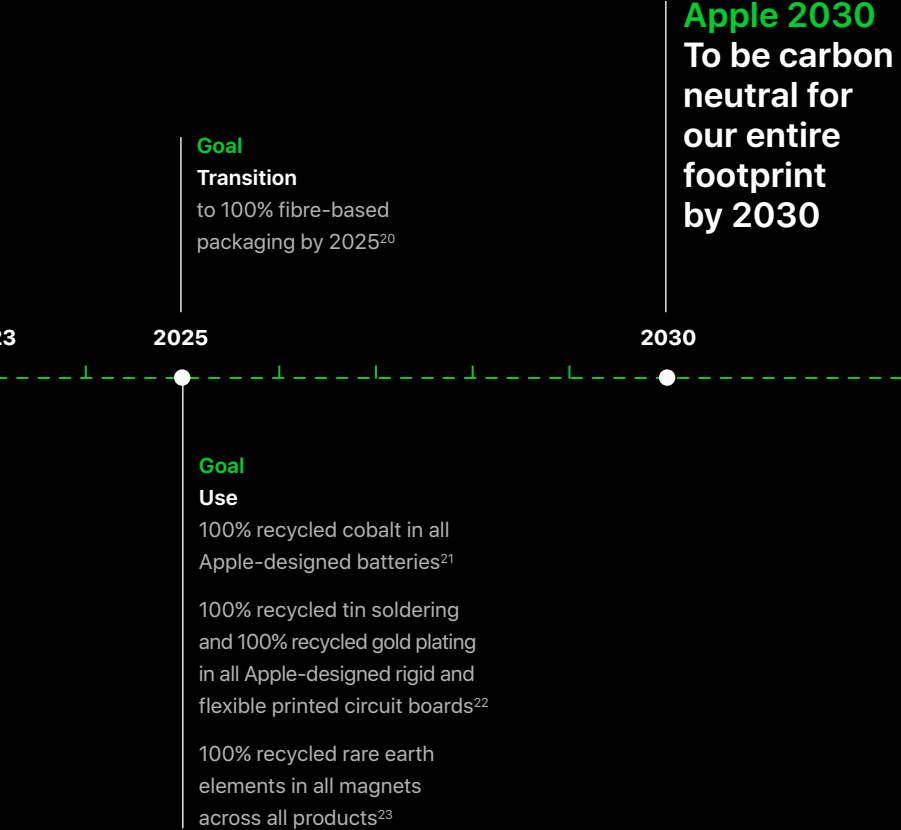
Where we've been



2023 activities



Where we're going



Approach

Apple 2030

We have an ambitious commitment and a science-based plan to reach our Apple 2030 goal. We're focused on achieving reductions wherever possible, using approaches that offer clear evidence for a way forward, while seeking to catalyse industry-wide change.

This begins with working to achieve carbon neutrality across our entire carbon footprint by 2030, setting ambitious targets to reduce our emissions by 75 per cent. We prioritise carbon reductions, but for emissions that can't be mitigated using existing solutions, we invest in high-quality carbon removal projects.

Our goal to be carbon neutral extends to our entire carbon footprint and is consistent with the Intergovernmental Panel on Climate Change's (IPCC) recommendation for global carbon neutrality.²⁴

We're also committed to working towards reaching a 90 per cent reduction in emissions from our 2015 baseline by 2050. Attaining deep decarbonisation will require a collective, worldwide effort. Entire industries and economies must decarbonise. And while reaching a 90 per cent reduction in emissions is outside Apple's or any one company's control, we're committed to taking action that supports this goal.

We've made significant progress by cutting emissions across our value chain by more than 55 per cent since 2015. This started with our transition to sourcing 100 per cent renewable electricity for our offices, retail stores and data centres, which we achieved in 2018. And in 2020, we achieved carbon neutrality for our corporate emissions.²⁵

APPLE 2030 ROADMAP

Addressing Apple's carbon footprint through four pillars



Design and materials

Designing products and manufacturing processes to be less carbon intensive through thoughtful material selection, increased material efficiency, greater product energy efficiency, the use of recycled and renewable materials in our products and packaging, and enhanced material recovery



Electricity

Increasing energy efficiency at our facilities and in our supply chain, and transitioning the electricity in our entire product value chain – including manufacturing and our customers' product use – to 100 per cent clean electricity by 2030



Direct emissions

Reducing direct greenhouse gas emissions in our facilities and our supply chain through process innovation, emissions abatement and shifting away from fossil fuels



Carbon removal

In parallel with our emission reduction efforts, scaling up investments in carbon removal projects, including nature-based solutions that protect and restore ecosystems around the world

**>75 per cent
emission reduction**

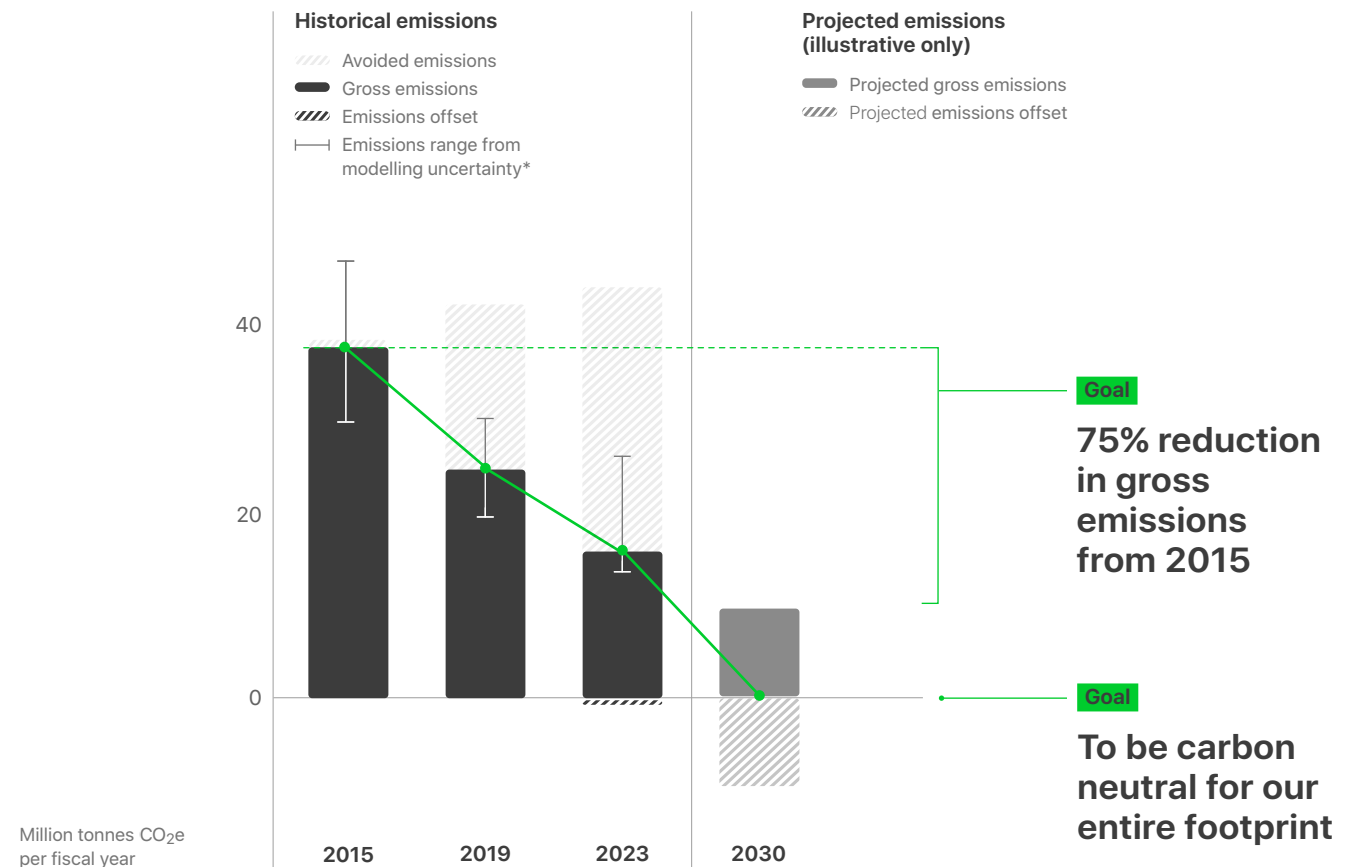
**<25 per cent
of footprint**

Environmental progress can and should be good for business. We underpin our climate strategy with strong business principles and innovation, while harnessing the power of markets to replicate our solutions at scale – aiming to create the impact necessary to meet global reduction targets. We’re also working to accelerate the global transition towards decarbonisation, while exploring the next generation of solutions and advocating for stronger policies. These efforts include fostering new and strengthened collaborations in public and private partnerships and investing in technological advancements. We’ve issued \$4.7 billion in green bonds to model how businesses can drive investments to reduce global emissions.

Clear principles guide this work. Our emission reduction targets are aligned with what current climate science shows is necessary to help limit warming to 1.5°C. We calculate our footprint across our value chain to include both direct and product-related emissions – from sourcing materials through to end of life. We use the results of our detailed carbon accounting to adjust our Apple 2030 roadmap, which lays out our plan to become carbon neutral. And we’re committed to disclosing our carbon footprint as well as our climate strategy and progress. This means sharing both challenges and successes. Our annual Environmental Progress Report, as well as our response to the global disclosure non-profit CDP, provide details of our progress.

Transparency and disclosure are essential not only for sharing our climate strategy and progress, but also for sending clear signals and inviting others to work with us. And progress needs to include low-income and historically marginalised communities that too often bear the brunt of climate change. We’re pursuing ways to directly support these communities in our climate programmes. To learn more about our work, read our [feature](#) on our Power for Impact programme and our [feature](#) on our Impact Accelerator programme.

APPLE’S PROGRESS TOWARDS CARBON NEUTRALITY



To see our progress towards our 2030 goal, see our [Journey to Apple 2030](#) time line.

In our latest [Annual Green Bond Impact Report \(PDF\)](#), we share progress on the projects funded in 2023.

Read our latest response to the [CDP Climate Change 2023 questionnaire \(PDF\)](#).

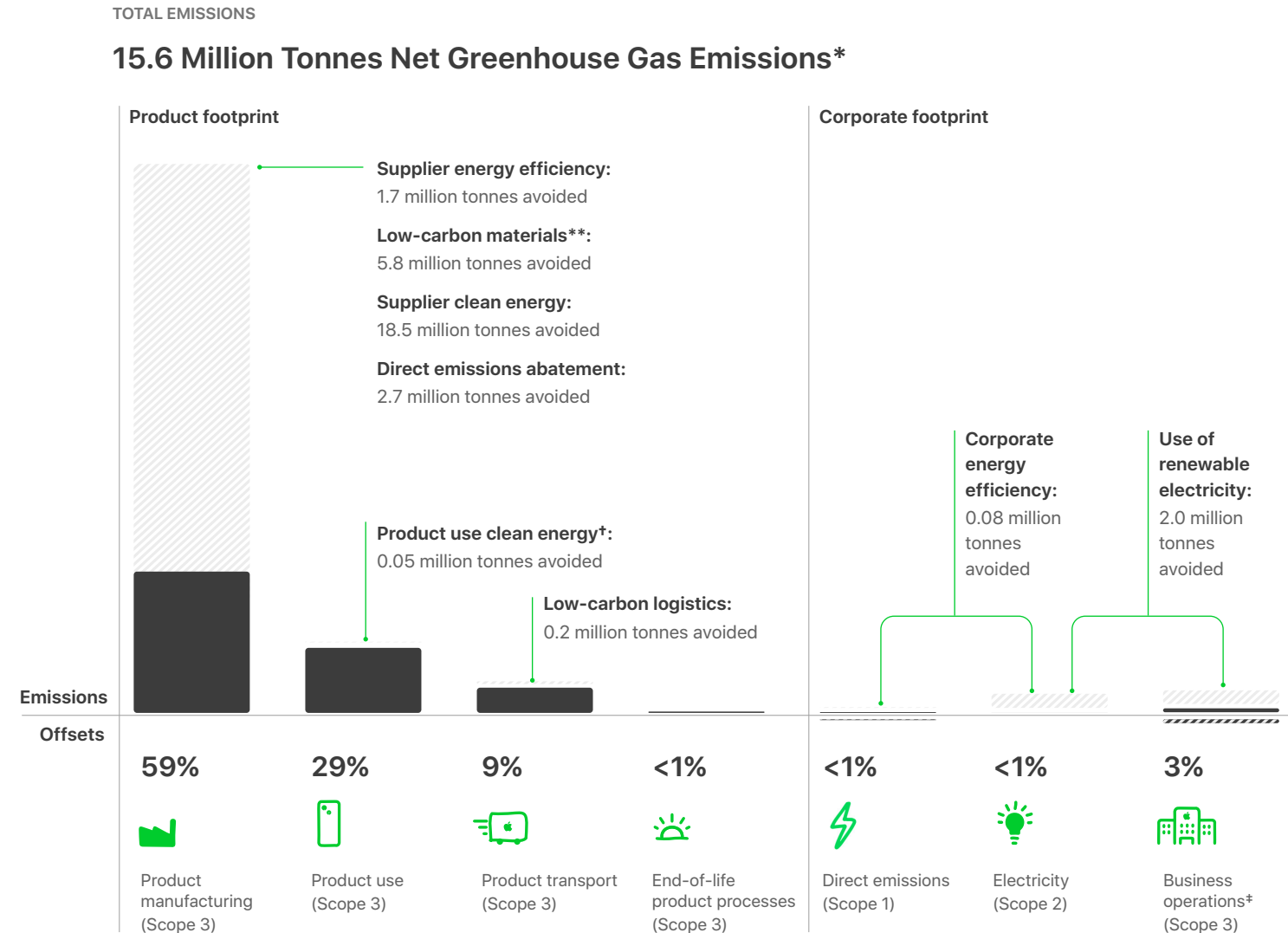
Goal
75% reduction in gross emissions from 2015

Goal
To be carbon neutral for our entire footprint

* Error bars: We’re continuously refining our methodology to improve our carbon footprint estimate. But there’s inherent uncertainty in modelling product-related greenhouse gas emissions, as illustrated by the error bars in this graphic.

Apple's comprehensive carbon footprint

In 2023, we estimate that our environmental programmes avoided 31 million tonnes of emissions across all scopes. Initiatives that we've been developing for years continue to yield clear results, including sourcing 100 per cent renewable energy for our facilities, transitioning suppliers to renewable energy and using low-carbon materials in products.²⁶ While our revenue has grown by more than 64 per cent since 2015, our gross emissions have decreased by more than 55 per cent.



////// Avoided emissions
 ■ Gross emissions
 //// Emissions offset

* Net greenhouse gas emissions represents our total gross footprint minus carbon offsets. Percentages shown for each emissions category represent the share of Apple's gross footprint. Totals add up to more than 100 per cent due to rounding.

** Low-carbon materials represents emissions savings from transitioning to recycled materials in our products and using low-carbon aluminium, as described on page 33.

† Clean energy represents savings from clean energy procured by Apple or its suppliers.

‡ Business operations‡ includes business travel, commuting, working from home, upstream impact from scope 1 fuels, and third-party cloud services.

Design and materials

We're designing our products to be less carbon intensive by prioritising the use of recycled content and low-carbon materials, and focusing on the energy efficiency of our software and hardware. We're working towards a future where every Apple product will be created from and contribute to circular supply chains. The design and material choices we make across our products will support the reduction of our carbon footprint.

Approach

Innovation drives our efforts around circularity – from the materials we source and the product design choices we make to the recycling and recovery innovations we pursue. We prioritise the materials and components that account for significant portions of our greenhouse gas emissions. This means that the choices we make product by product can be scaled towards reducing our overall footprint. These priorities inform our work to design for material efficiency and increase our use of recycled and renewable materials.

We aim to create products that use circular supply chains to one day end reliance on mined resources, while meeting our rigorous standards for quality, durability, performance, and environmental and social protections. We strive for efficiency in sourcing and utilising materials, relying on recycled and renewable materials for our products and packaging, and reducing scrap. And we also maintain strict standards for sourcing materials responsibly from primary, recycled and renewable sources. Another part of what makes our goals possible is the recycling innovations we're developing to enhance material recovery. We hope our actions inspire others to support building circular supply chains.

Working to positively influence the markets where we work, advocating for policies that enable circular supply chains, making an impact on communities worldwide and inspiring others to follow suit – these are the opportunities that drive us through the challenging work of creating circular supply chains.

Prioritising less carbon-intensive materials and components

Focusing on those that account for significant portions of our greenhouse gas emissions

Designing products for material efficiency

Incorporating the carbon emission profiles of the materials that go into our products

Increasing the use of recycled and renewable materials

Ensuring their use across our products

Driving product energy efficiency

Reducing energy use across our products

Design and materials address emissions from:



Product manufacturing (Scope 3)



Product use (Scope 3)



Product transport (Scope 3)

2023 progress

22%
recycled or renewable

Of the materials contained in products that were shipped to stores and customers, 22 per cent came from recycled or renewable sources.

95%
recycled titanium

We added titanium to our priority materials list, and in our autumn models of Apple Watch Ultra 2, when paired with Alpine Loop or Trail Loop, we used 95 per cent recycled titanium in the case.

58%
less energy

iMac uses 58 per cent less energy than the ENERGY STAR requirement.*

* Energy consumption and energy efficiency values are based on the ENERGY STAR Program Requirements for Computers, including the maximum energy allowance for iMac. For more information, visit www.energystar.gov. ENERGY STAR and the ENERGY STAR mark are registered trademarks owned by the US Environmental Protection Agency. For more information on the power consumption of iMac, read the [Product Environmental Report](#).

Using recycled materials to lower our product carbon footprint

We're reducing the carbon footprint of our products through the materials we select. Our strategy is to transition to materials that are manufactured using low-carbon energy and recycled content. We've prioritised the materials and components that make up a large part of our product carbon footprint to move us closer to our goal of carbon neutrality. And to accelerate collective efforts, we signed on as a founding member of First Movers Coalition's near-zero emissions primary aluminium commitment for 2030 (see more on [page 70](#)).

Our use of aluminium exemplifies Apple's comprehensive approach: We're transitioning to recycled content, and where we haven't yet, we're moving to low-carbon suppliers and exploring technological innovations to decarbonise – such as ELYSIS aluminium, which is smelted without generating greenhouse gas emissions (see [page 33](#)). We've continued to introduce 100 per cent recycled aluminium in the enclosures of Apple products: Mac Studio now uses 100 per cent recycled aluminium in its enclosure – joining Apple Watch Series 9, Apple Watch SE, iPad, MacBook Air, Mac mini, the Siri Remote and MacBook Pro. In addition, the new iMac contains 100 per cent recycled aluminium in the stand. And with iPhone 15, we've increased recycled content by using 75 per cent recycled aluminium in the enclosure.

We're addressing carbon impact by how we source recycled aluminium, too. Our first priority is to recover any of our own scrap at high quality. Then, we look to other post-industrial and post-consumer sources for high-quality recycled aluminium, because recycled aluminium manufacturing emits less carbon than newly mined materials. These emission reduction efforts have reduced our aluminium-related emissions by 68 per cent since 2015, which now represent less than 9 per cent of our product manufacturing footprint, compared with 27 per cent in 2015.

In 2023, we expanded our use of certified recycled cobalt, steel, gold and aluminium – materials that typically have significant carbon footprints. We introduced 100 per cent certified recycled cobalt for the first time in the battery of Apple Watch and iPhone.²⁷ And we increased the content of certified recycled gold across all product lines – from 4 per cent in 2022 to approximately 25 per cent in 2023. This includes everything from the gold plating on multiple printed circuit boards to new applications, such as the USB-C connector on iPhone 15.

TRANSITIONING TO RECYCLED CONTENT

Mac Studio now uses 100 per cent recycled aluminium in its enclosure



68%

Switching to recycled and low-carbon aluminium has decreased our greenhouse gas emissions associated with aluminium by 68 per cent since 2015.

Apple 2030

Resources

Smarter Chemistry

Prioritising our efforts

We're making progress towards our goal of sourcing only recycled or renewable materials for use in our products: In 2023, 22 per cent of the materials contained in products that were shipped to stores and customers came from recycled or renewable sources.²⁸

And we're on track to meet our key material goals. By 2025, we plan to:

- Use 100 per cent recycled cobalt in all Apple-designed batteries.²⁹
- Use 100 per cent recycled tin soldering and 100 per cent recycled gold plating in all Apple-designed rigid and flexible printed circuit boards.³⁰
- Use 100 per cent recycled rare earth elements in all magnets across all products.³¹

Our efforts focus on 15 materials that we've prioritised based on a broad range of environmental, social and supply chain impacts. (These are outlined in detail in our Material Impact Profiles white paper.³²) Some of the materials prioritised through this process include lower-mass but higher-impact materials, such as gold. Our priority materials include aluminium, cobalt, copper, glass, gold, lithium, paper, plastics, rare earth elements, steel, tantalum, tin, titanium, tungsten and zinc, and they account for 87 per cent of the total product mass shipped to our customers in 2023.

Maintaining our standards for recycled and renewable materials is essential to our journey to create a circular supply chain. Our Recycled and Renewable Material Specification sets requirements based on international standards for recycled content and responsible resource management. By requiring certification to these standards, we're able to confirm that a material has been recycled or comes from a renewable source – one that can be produced continually without depleting the Earth's natural resources. We approach materials from new sources with the same rigour, evaluating each one for the safety of the material's chemistry. This process allows us to scale our use

of materials that are better for the environment and safer for use in our products. Recycled material is certified by third parties to a recycled content standard that conforms with ISO 14021. Total recycled content numbers also include supplier-reported recycled content checked by Apple but not third-party certified.

Our teams are overcoming obstacles to creating closed-loop supply chains, including material performance and traceability. This is possible through our work with a diverse group of partners. For example, we were able to design an alloy containing 100 per cent recycled aluminium that meets our rigorous design performance standards. And we've improved our ability to track key materials within our supply chain.

Barriers to our progress remain – including challenges within our control and those outside our direct influence. Addressing these requires a collective response. Through collaboration within the material space, we can achieve impact that is felt beyond our business. The supply chains that we are helping to create serve more than just our product needs – they help promote the availability of competitively priced, quality recycled and renewable materials across geographies.

Key challenges to developing circular supply chains



Technical properties

The properties of a certain recycled or renewable material may differ from those of the primary material. This needs to be accounted for during product design and manufacturing. For example, some recycled plastics differ in properties from other plastics. The composition of other recycled materials can also be affected by some level of contamination during the recycling process.



Availability and access

The supply of recycled and renewable materials can be constrained by the limited availability of recoverable material or production of renewable content. When supply exists in some locations around the world, new suppliers need to be incorporated into supply chains for the material to be accessed.



Traceability

Information about the source of materials – whether mined, recycled or renewable – might not be readily available.



Scale

Materials for a single component can come from hundreds of different suppliers, requiring exponentially more effort as we scale the use of high-quality recycled or renewable materials across components and products.


















Regulatory barriers

Transboundary movement regulations – created to establish critically important community and environmental protections – can have the unintended consequence of inhibiting the recovery of materials and their movement to recyclers or refiners for use in new products. To learn about our support for policies that enable circular supply chains while improving social and environmental protections, read the [Policy advocacy feature](#).

Apple 2030
Resources
Smarter Chemistry

PROGRESS ACROSS OUR 15 PRIORITY MATERIALS

Materials and key challenges	Progress
 <p>Aluminium Regulatory barriers Technical properties Scale</p>	<ul style="list-style-type: none"> In 2023, 71 per cent of the aluminium in products we shipped to customers came from recycled sources – up from 67 per cent in 2022.³³ Because recycled aluminium can have 1/40 of the carbon footprint of aluminium from primary sources, this supports our pursuit of low-carbon design.³⁴ Learn more about ELYSIS aluminium, which is smelted without generating greenhouse gas emissions (see page 33).
 <p>Cobalt Regulatory barriers Availability and access Scale</p>	<ul style="list-style-type: none"> In 2023, 52 per cent of the cobalt shipped in our products – more than double the amount shipped in 2022 – came from certified recycled sources on a mass balance basis, including post-industrial scrap and post-consumer scrap from end-of-life batteries. In 2023, we used 100 per cent recycled cobalt in the magnets within the magnetic power module of the 15-inch MacBook Air with M2 chip. In 2023, Apple committed to using 100 per cent recycled cobalt in all Apple-designed batteries by 2025.³⁵
 <p>Copper Technical properties Supply chains Scale</p>	<ul style="list-style-type: none"> In 2023, we introduced 100 per cent recycled copper in the fin stack of the heat sink for 16-inch MacBook Pro, which helps regulate thermal performance. For iPhone, we introduced 100 per cent recycled copper foil in the MagSafe inductive charger, and we’re exploring how to use recycled copper in other thermal applications. In 2023, we introduced 100 per-cent recycled copper wire in the Taptic Engine in our iPhone 15 lineup, Apple Watch Series 9 and Apple Watch Ultra 2. Copper is a key material in printed circuit boards. Since first introducing 100 per cent recycled copper foil in iPad (10th generation) in October 2022, we’ve used 100 per cent recycled copper foil in the main logic boards in the iPhone 15 lineup, Apple Watch Series 9, Apple Watch Ultra 2 and, in October 2023, 16-inch MacBook Pro.
 <p>Glass Technical properties Availability and access Scale</p>	<ul style="list-style-type: none"> The display panel and trackpad glass of MacBook Air with M3 contains 15 per cent recycled glass.
 <p>Gold Regulatory barriers Traceability Scale</p>	<ul style="list-style-type: none"> In 2023, our use of recycled gold increased to about 25 per cent across all product lines – up from 4 per cent in 2022. We also expanded our use of 100 per cent certified recycled gold to the plating of multiple printed circuit boards and the USB-C connector in iPhone 15 – a first for Apple. We’re committed to using 100 per cent recycled gold plating in all Apple-designed rigid and flexible printed circuit boards by 2025.³⁶ All gold in Apple products is sourced responsibly, whether it’s primary or recycled. For more information, see our Conflict Minerals Report.
 <p>Lithium Regulatory barriers Availability and access Scale</p>	<ul style="list-style-type: none"> In 2023, 24 per cent of the lithium (calculated using mass balance) shipped in our batteries came from certified recycled sources, including post-industrial scrap and post-consumer scrap from end-of-life batteries – a first for Apple.
 <p>Paper</p>	<ul style="list-style-type: none"> For information about our progress with paper, see our feature on packaging.

Materials and key challenges	Progress
 <p>Plastics Technical properties Availability and access Scale</p>	<ul style="list-style-type: none"> We’re transitioning from fossil fuel-based plastics to renewable or recycled alternatives. In 2023, we included renewable plastic in the Apple Watch Series 9 speaker – a first for Apple – and we use 25 per cent recycled plastic in multiple components. For Mac Pro, over 20 components are made with 35 per cent or more recycled plastic.
 <p>Rare earth elements Regulatory barriers Availability and access Scale</p>	<ul style="list-style-type: none"> More than 75 per cent of the total rare earth elements that Apple shipped in products in 2023 came from certified recycled sources. Compared with earlier products, our latest devices contain greater percentages of recycled rare earth elements: 100 per cent in iPhone 15,³⁷ 99 per cent in our Apple Watch lineup and 98 per cent in our MacBook lineup. We’re committed to using 100 per cent recycled rare earth elements in all magnets across all products by 2025.³⁸
 <p>Steel Regulatory barriers Technical properties Scale</p>	<ul style="list-style-type: none"> We work with our supply chain partners to recover high-purity steel from our manufacturing scrap and our products at end of life. In 2023, we continued the use of 90 per cent recycled steel in the battery tray of the 15-inch MacBook Air with M2 and expanded the use of this material in the 13-inch MacBook Air with M3 in the battery tray, keyboard feature plate and trackpad beam plate.
 <p>Tantalum Regulatory barriers Availability and access Supply chains</p>	<ul style="list-style-type: none"> We’re actively investigating recovery approaches from end-of-life electronics to develop further use of recycled material for capacitors.
 <p>Tin Scale</p>	<ul style="list-style-type: none"> In 2023, we used 40 per cent recycled tin on average across all product lines – up from 38 per cent in 2022. In previous years, we expanded the use of recycled tin to many flexible printed circuit boards across many products. As we continue to scale use across even more components, we seek to engage an exponentially increasing number of suppliers in this effort. We’ve also committed to using 100 per cent recycled tin soldering in all Apple-designed rigid and flexible printed circuit boards by 2025.³⁹
 <p>Titanium Availability and access Scale</p>	<ul style="list-style-type: none"> In 2023, Apple Watch Ultra 2, when paired with Alpine Loop or Trail Loop, contained 95 per cent recycled titanium in the enclosure.
 <p>Tungsten Regulatory barriers</p>	<ul style="list-style-type: none"> More than 99 per cent of the tungsten used in 2023 came from recycled sources – up from 95 per cent in 2022. In 2023, all released iPhone 15 models featured 99 per cent recycled tungsten across the entire device, and all released Apple Watch models featured 100 per cent recycled tungsten across the entire device.⁴⁰ Our disassembly robots, Daisy and Dave, and our recycling machine, Taz, helped recover and recycle the tungsten from the Taptic Engine.
 <p>Zinc Technical properties Supply chains</p>	<ul style="list-style-type: none"> Mac Studio contains 100 per cent recycled copper and zinc in the brass prongs of the power cord plug and AC inlet.

Increasing recycled content in our products

We're progressing towards our goal of relying solely on responsibly sourced recycled or renewable materials for our products and packaging. The source of the materials we rely on matters to us – we value materials that don't deplete the Earth's resources.

In 2023 we accomplished the following first-time material achievements:

- In Apple Watch Ultra 2, when paired with Alpine Loop or Trail Loop, we used 95 per cent recycled titanium in the enclosure.
- Across our iPhone 15 lineup, we used 100 per cent recycled gold in the USB-C connector and in the wire of all cameras.
- Across our iPhone 15 lineup, we used 100 per cent recycled copper wire in the Taptic Engine and 100 per cent recycled copper foil in the main logic board and MagSafe inductive charger.
- In the iPhone 15 lineup, Apple Watch Series 9 and Apple Watch Ultra 2, we used 100 per cent recycled cobalt in the battery.⁴¹

These and other innovations helped us increase our use of recycled and renewable content to 22 per cent of all the materials shipped in products in 2023.⁴²

RECYCLED MATERIALS

Our transition to certified recycled materials by product line



- All products launched in the calendar year include certified recycled content.
- Some products launched in the calendar year include certified recycled content.
- No products launched in the calendar year include certified recycled content.
- + In calendar year 2023, we did not launch any new models of iPad.
- / Recycled content is not applicable.*
- * Material is considered "not applicable" if it's only found in trace amounts dispersed across modules.

Responsible sourcing of materials

We require our suppliers to source our materials responsibly, for both primary and recycled materials. Our Standards for Responsible Sourcing of Materials are based on leading international guidance, including the United Nations Guiding Principles on Business and Human Rights and the Organisation for Economic Co-operation and Development (OECD) Due Diligence Guidance for Responsible Supply Chains of Minerals from Conflict-Affected and High-Risk Areas. In 2023, 100 per cent of the identified tin, tantalum, tungsten, gold (3TG), cobalt and lithium smelters and refiners in Apple’s supply chain completed assessments to verify compliance with our standards.

We work with third-party audit programmes at an industry-wide level to identify environmental, social and governance risks at the smelter, refiner and mining levels. We map other materials in our products – such as mica, copper, graphite and nickel – and, before production, evaluate suppliers of new materials for compliance with our requirements. We also map, conduct additional due diligence and facilitate third-party audits on other materials used in our products, such as graphite, nickel and copper. As we build supply chains for recycled materials, we partner with the smelters and refiners that are able to meet and maintain our standards.

Industry collaboration

As we focus on responsible sourcing and the use of recycled content, we continue to drive progress in our broader industry through multiple initiatives. These include our role on the steering committee of the Responsible Minerals Initiative (RMI). This coalition is one of the most commonly used resources for companies working to address mineral sourcing issues in their supply chains. We are a supporter of the First Movers Coalition for Aluminium, whose focus is to aggregate demand signals for low-carbon technologies and materials.

Using recycled and renewable materials helps lower our carbon footprint, moving us closer to our climate goals. To fulfil the transition to these materials, we’re working with policymakers to support international standards that enable the use of these materials globally.

Improving material and manufacturing efficiency

Making our manufacturing processes more efficient creates less waste and helps us make the most of the materials that we source. We’re also designing our products and packaging so that they require less material in the first place, helping reduce emissions from transporting and processing materials.

For example, in 2023, we redesigned all packaging for Apple Watch Series 9 and Apple Watch SE models to introduce a new compact design that allows for at least 25 per cent more devices per shipment. And as we make progress towards our 2030 carbon neutrality goal, we’re investigating new materials and new ways to manufacture efficiently.

We’ve prioritised improving the carbon footprint of the integrated circuits that we use in our products, as they’re carbon intensive. We’ve also continued our work with the sustainable semiconductor technologies and systems research programme of imec – a world-leading research and innovation hub in nanoelectronics and digital technologies. We have two goals in this collaboration: to improve the carbon footprint models associated with leading nodes of integrated circuit production, and to use these models to identify carbon reduction opportunities for the entire integrated circuits industry.

We’re also exploring opportunities for improved efficiency across our product manufacturing processes. In 2023, we continued to invest in research and development projects aimed at creating less waste in processing materials, reducing machining time and associated energy use, transforming material into near-net shapes more efficiently, and maximising the recovery and reprocessing of manufacturing scrap. Once these improved processes have been developed successfully, we plan to work with our suppliers as they deploy them at scale at their facilities.



Apple is committed to setting strict standards for responsible sourcing of the materials used in our products. For more information, read our [People and Environment in Our Supply Chain 2024 Annual Progress Report](#) and our [Conflict Minerals Report](#).

Driving product energy efficiency

Product energy use accounts for 29 per cent of our gross carbon footprint – and for this reason, we work to reduce our products’ energy usage. We approach this challenge in the earliest phases of design, taking a holistic view of each product – from how efficiently the software operates to the power requirements of individual components.

With each generation of products, we strive to improve energy efficiency. For example, the transition to Apple silicon on Mac devices continues to drive these improvements, including:

- Our pro chips released in 2023 enabled more Mac devices to run with improved energy efficiency. Mac mini with M2 made progress in reducing energy use in 2023.
- And Apple TV 4K is designed to minimise its impact on the environment, using nearly 30 per cent less power than the previous generation while achieving a more powerful performance.⁴³
- The efficiency gains of the A15 Bionic chip eliminate the need for an internal fan, resulting in a more compact design and contributing to a 25 per cent reduction in carbon footprint over the previous generation.

We’ve cut overall product energy use across all major product lines by more than 70 per cent since 2008.⁴⁴ And Apple products are consistently rated by ENERGY STAR, which sets specifications that reflect the 25 per cent most energy-efficient devices on the market. In 2023, all eligible Apple products continued to receive an ENERGY STAR rating for superior energy efficiency.⁴⁵ And in 2023, all eligible Apple products met requirements for EPEAT registration – another environmental rating system for electronic products that considers energy efficiency and a number of other environmental topics.⁴⁶

PRODUCT ENERGY EFFICIENCY

We’ve cut overall product energy use across all major product lines by more than 70 per cent since 2008⁴⁷



Mac mini
Uses 72 per cent less energy than the ENERGY STAR requirement⁴⁸



iPhone 15
Uses 47 per cent less energy than the US Department of Energy’s requirements for battery charger systems⁴⁹



Apple TV 4K
Designed to use nearly 30 per cent less power than the previous generation while achieving a more powerful performance⁵⁰

FEATURE

Reducing plastic and waste through packaging innovation

We’re closing in on our goal to remove plastics from our packaging by transitioning to 100 per cent fibre-based packaging by 2025.⁵¹

Along our journey, we’ve addressed many packaging components that typically rely on plastic, including large product trays, screen films, wraps and foam cushioning. We’ve replaced each with fibre-based alternatives and implemented innovative alternatives to the small uses of plastics across our packaging – such as labels and lamination. At the same time, we’re taking steps to ensure that our packaging is recyclable and that the fibre we source comes from recycled sources or responsibly managed forests.

In 2023, we accomplished the following:

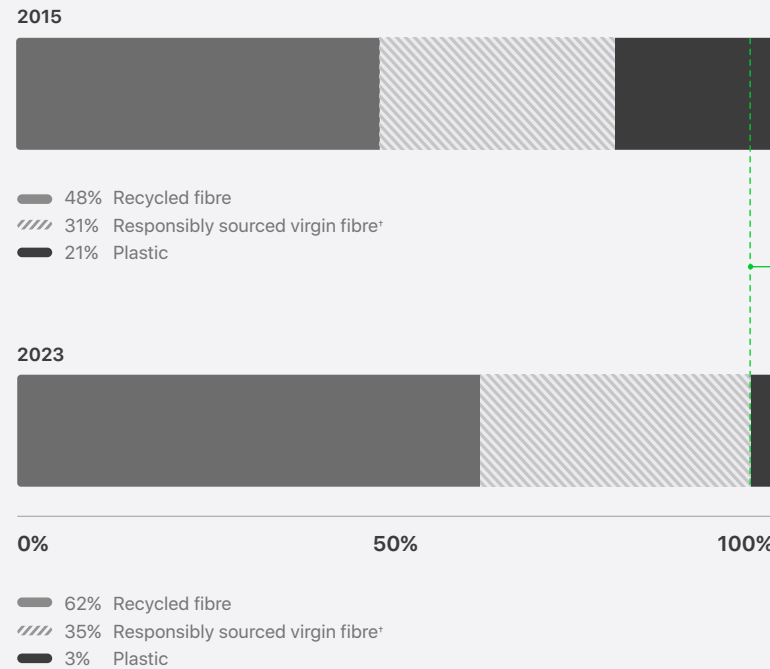
- Released multiple product lineups with over 95 per cent fibre-based packaging, including iPhone 15, Mac, iPad Pro, Watch and Beats.⁵²
- Released our first 100 per cent fibre-based packaging in our autumn Apple Watch lineup.
- Shipped Apple Vision Pro with 100 per cent fibre-based packaging in 2024.

We’ve also continued our work to address the remaining plastic in the smaller parts of our packaging, such as labels and lamination, with packaging innovations focused on printing directly on boxes and using overprint varnish. This year, we’ve expanded our efforts to include MacBook Pro, MacBook Air, Mac Studio, Mac Pro and Mac mini.

In 2022, we introduced these innovations for iPhone, iMac, iPad and Apple Watch. That same year, we also introduced digital printing directly on the back of boxes for iPhone 14 and iPhone 14 Pro to eliminate the need for labels.⁵³ We did this by developing a custom high-resolution printer that can print on demand at manufacturing facilities where our products are packaged. And in 2023, we broadened our approach to include all newly released iPhone, iPad, Apple Watch and MacBook models.

PACKAGING FIBRE AND PLASTIC FOOTPRINT* (TONNES)

Our goal is to transition to 100 per cent fibre-based packaging by 2025**



18%
 less plastic since 2015*

* In 2022, we expanded our packaging goal boundary to better reflect our impact, resulting in an increase of about 36 per cent of our total packaging mass, relative to fiscal year 2021. We include retail bags, all finished goods boxes (including plastic content in labels and in-box documentation), packaging sent to our customers as part of Apple Trade In, AppleCare packaging for whole units and service modules (with the exception of plastics needed to protect items from electrostatic discharge), and secondary packaging of Apple products and accessories sold by Apple. Our goal boundary does not include the inks, coatings or adhesives used in our packaging. In addition to our packaging footprint, we also calculate the fibre used at our corporate facilities. In fiscal year 2023, this number was 1100 tonnes.

** By 2025, we plan to remove plastic from our packaging by transitioning to 100 per cent fibre-based packaging. Our goal to remove plastic from packaging includes retail bags, all finished goods boxes (including plastic content in labels and in-box documentation), packaging sent to our customers as part of Apple Trade In, AppleCare packaging for whole units and service modules (with the exception of plastics needed to protect items from electrostatic discharge), and secondary packaging of Apple products and accessories sold by Apple. Our goal does not include the inks, coatings or adhesives used in our packaging. We plan to remove plastic from the packaging of refurbished Apple products, for it to be 100 per cent fibre based by 2027, once old product packaging designs have been phased out. We will continue to sell existing inventory of AppleCare packaging for whole units and service modules that contain plastics for vintage and end-of-life products until it has been consumed. This change will enable us to avoid waste generated by repackaging goods in new 100 per cent fibre-based packaging.

† Responsible sourcing of fibre is defined in [Apple’s Responsible Fiber Specification \(PDF\)](#).

Apple’s packaging design guidelines factor in packaging recyclability, requiring the use of fibre-based materials that can be broken down to pulp as part of mixed-paper recycling streams, alongside materials such as cereal boxes.⁵⁴ We test our packaging to standards developed by independent industry and research organizations – including Western Michigan University, the US Forest Service’s Forest Products Laboratory and the Confederation of European Paper Industries – and we continue to monitor evolving international packaging standards.

As we continue to reduce plastic in our packaging, we make sure that our wood, bamboo and bagasse fibres are certified by standards such as FSC, PEFC and Bonsucro. And since 2017, all the wood fibre used in our packaging has come from either certified recycled sources or responsibly managed forests. Through partnerships with The Conservation Fund and World Wildlife Fund, we’ve protected – and improved forest management practices on – more than one million acres of working forests in the US and China. In 2023, these forests generated enough responsibly sourced fibre to balance all the virgin fibre in our packaging while contributing to the global supply of responsibly sourced fibre.⁵⁵



100%

Our fall Apple Watch line-up packaging is 100 per cent fibre based, a milestone toward our commitment to remove plastic from packaging by 2025.

Our fall Apple Watch line-up packaging is 100 per cent fibre-based, a milestone toward our commitment to have plastic-free packaging by 2025.

Electricity

Our energy efficiency efforts extend across our work, from initial design to manufacturing and beyond. Achieving efficiency across our footprint is essential to meeting our 2030 carbon neutrality goal. We've achieved 100 per cent clean electricity across our operations, and we're working towards the same for our manufacturing supply chain and use of Apple products. By using clean electricity in place of fossil fuels, we're contributing to cleaner air and lowering greenhouse gas emissions.

Approach

We continue to focus on energy efficiency in our operations and launching new renewable electricity projects worldwide. In the long term, we believe that these projects provide more cost-effective energy.

Managing energy use and efficiency potential

Designing, operating and maintaining our facilities to reduce our operational impact, and auditing across our operations and supply chain to drive efficiency by conserving and reducing energy use

Using 100 per cent renewable electricity for our corporate operations

Continuing to generate and source the electricity for our data centres, retail stores and offices, as we have since January 2018

Transitioning our supply chain to renewable energy

Making progress towards transitioning our entire manufacturing supply chain, as well as supporting suppliers in adopting renewable energy technologies and helping drive environmental action in our suppliers' regions

Focusing on product use

Increasing our products' energy efficiency to drive down emissions from product use, and taking steps to address the emissions that remain

Seeking renewable sources with positive impact

Prioritising energy supply options that achieve positive environmental and social benefits

Energy efficiency and renewable electricity addresses emissions from:



Indirect emissions (Scope 2)



Product manufacturing (Scope 3)



Product use (Scope 3)

2023 progress

36M

kWh

In 2021, Apple deployed a proprietary server design focused on energy and computing efficiency that added an additional 36 million kilowatt hours.

1.7M

MTCO_{2e}

More than 100 supplier facilities participated in our energy efficiency programme, achieving more than 2 billion kilowatt hours of electricity savings and over 2,200,000 MMBtu in additional energy savings, which together avoided nearly 1.7 million tonnes of CO_{2e}.

100%

clean energy

We codified our 100 per cent clean energy mandate in the Supplier Code of Conduct, requiring all direct suppliers to transition to renewable energy for the manufacturing of Apple products.

Operating Apple facilities efficiently

Our data centres, retail stores and offices all source 100 per cent renewable electricity, and we remain focused on implementing energy reduction measures across our facilities. We assess natural gas and electricity usage at each of these site types – as well as research and development facilities – auditing how we perform and using best practices for energy management to reduce our loads. And we design our new buildings around occupants’ and lab users’ specific needs, enabling us to use our facilities efficiently and productively.

Existing buildings: We have significant opportunities to save energy by retro-commissioning buildings that Apple already occupies or operates, including energy-intensive facilities, such as data centres. We audit the performance of buildings around the world, then deploy energy efficiency measures. Retro-commissioning focuses on building controls to optimise energy use and operational efficiency. We’re prioritising reducing natural gas usage and replacing natural gas equipment with electrical. We’re focused on reviewing and benchmarking our most natural gas-intensive buildings to look for reduction and fuel-switching opportunities.

Data centres: Data centres are traditionally energy intensive, requiring significant resources to cool heat-generating servers and IT equipment. That’s why we’re continuously monitoring and improving the controls for our cooling systems. This retrospective view often enables us to increase the cooling capacity of our existing facilities, thereby maximising the number of servers within our data centre footprint.

In 2023, we continued to see energy savings at data centres. A proprietary server design we deployed in 2021 that focused on energy and computing efficiency resulted in an additional 36 million kilowatt hours per year in energy savings.

New facilities: When designing new facilities or renovating existing facilities, we evaluate each major system to ensure that we’re managing our energy footprint. We select LED fixtures and install sensors and photocells to reduce light levels based on occupancy and the level of natural daylight. We install high-efficiency heating and cooling systems and transformers to reduce energy consumption from our plug loads. We take special care to ensure that we’re designing safe, productive spaces while still prioritising energy savings. We also prioritise efficient compressed dry air systems and variable air volume fume hoods for our R&D spaces.

Retail stores: We continue to prioritise energy efficiency and develop comprehensive energy models for stores so that we can ensure our design is aligned with our energy efficiency targets. We’ve also decarbonised even further by phasing out natural gas so that we’re not reliant on fossil fuels.

Measurement and accountability: Measurement is critical to maintaining building energy performance. We have a well-developed system of energy tracking and benchmarking, which includes data from utility meters that continuously monitor 15-minute electricity and daily natural gas energy consumption. This method helps us identify opportunities for performance improvement. This early knowledge enables us to restore building system efficiencies and actively manage our energy footprint.

In 2023, our energy efficiency programme avoided 41 million kilowatt hours of electricity, which includes savings from the efficient servers, and 100,500 therms of natural gas through adjustments made to 6.7 million square feet of new and existing buildings.⁵⁶ Together, these recent initiatives will avoid an additional 27,000 tonnes of CO₂e per year. Combined with ongoing energy savings from past years, and accounting for the effective useful lifetime of legacy savings, we saved over 75,000 tonnes of CO₂e in 2023.⁵⁷



Apple’s Reno data centre, which opened in 2012, takes advantage of the mild climate by cooling its servers with outside air whenever possible.

Improving energy efficiency in our supply chain

The manufacturing of Apple products accounts for 59 per cent of our gross carbon footprint. To address this impact, we collaborate closely with our suppliers to prioritise energy reduction. Together, we work to use clean energy as efficiently as possible at every point in our supply chain, supporting the creation of more efficient factories all over the world. The Supplier Energy Efficiency Programme, launched in 2015, helps our suppliers optimise their energy use. Implementing energy efficiencies reduces the energy intensity of manufacturing, which translates into reduced greenhouse gas emissions.

We provide technical and planning support to suppliers as they build more energy-efficient systems. We support our suppliers by helping them recognise optimisation opportunities and identify solutions through energy assessments. To assist with implementation, we connect suppliers to extensive education and training opportunities – including technical assistance resources – and help them access external funding for energy efficiency projects.

Our suppliers have successfully implemented a range of energy efficiency projects, from installing light sensors and implementing free cooling systems to making boiler and HVAC system energy improvements.

We launched the Asia Green Fund in 2019 to help provide technical expertise and finance capital-intensive energy efficiency projects. As green financing mechanisms remain integral to the Supplier Energy Efficiency Programme, we’re exploring new approaches that connect suppliers to external funding for energy efficiency projects while scaling the programme and accelerating reductions.

In 2023, more than 100 supplier facilities participated in our energy efficiency programme, achieving more than 2 billion kilowatt hours of electricity savings and more than 2,200,000 MMBtu in additional energy savings. Together, we estimate that this avoided nearly 1.7 million tonnes of CO₂e, representing a 25 per cent increase since 2022.

Clean electricity

Maintaining 100 per cent renewable electricity for Apple facilities

Our retail stores, data centres, R&D facilities and offices around the world currently source 100 per cent renewable electricity. We’ve focused our efforts to source renewables around several key pillars:

- Creating new renewable energy projects
- Undertaking projects that deliver clear benefits to local communities
- Supporting renewable energy innovations

Creating new projects

Apple-created renewable sources account for about 91 per cent of the renewable electricity that our facilities use – currently around 1.6 gigawatts.

New renewable electricity projects require investment. Apple projects include the following funding approaches:

- **Direct ownership** (~8 per cent of Apple-created projects)
We build our own projects – including solar, biogas fuel cells and low-impact hydro projects – to provide renewable electricity, where feasible.
- **Equity investment** (~4 per cent of Apple-created projects)
We invest capital in new solar PV or wind projects in some markets, matching the renewable energy generated with our energy use.
- **Long-term renewable energy contracts** (~88 per cent of Apple-created projects)
Through long-term power purchase agreements, virtual power purchase agreements and other forms of long-term commitments, we help support new, local and primarily solar PV and wind projects in line with our renewable energy-sourcing standards.

To address gaps in our renewable energy needs beyond what’s provided by Apple-created projects, we purchase renewable electricity directly through available utility green energy programmes – about 5 per cent of our total corporate load in 2023. Co-location and distribution facility vendors supply about 3 per cent of our total load of renewable energy. And in certain situations, we purchase renewable energy certificates (RECs).⁵⁸ These RECs, which account for about 2 per cent of our total load, share the same power grid as the Apple facility they support, where available. These purchases are subject to the same standards as our Apple-created renewable energy projects. [Appendix A](#) provides additional details of Apple’s renewable energy solutions.

Supporting social impact

Our Power for Impact programme, which was launched in 2019, continues to help provide local communities with needed energy resources. With funding from Apple, local communities and organisations benefit from access to cost-effective renewable energy. Apple is currently supporting more than 20 renewable electricity projects around the world, including in the Philippines, Thailand and South Africa. Read more about Power for Impact on [page 31](#).

1.7M

We estimate that suppliers in our Supplier Energy Efficiency Programme avoided nearly 1.7 million annualised tonnes of supply chain greenhouse gas emissions in 2023.

91%

Apple-created renewable sources account for about 91 per cent of the renewable electricity that our facilities use.

Transitioning our suppliers to renewable electricity

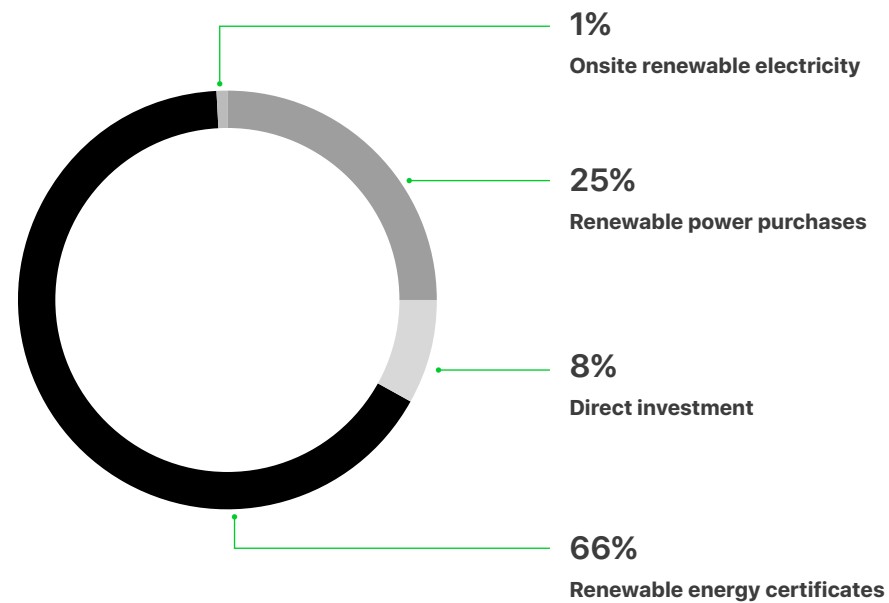
The electricity that our manufacturing suppliers use represents the largest single source of greenhouse gas emissions throughout our manufacturing supply chain. That’s why our efforts to facilitate our entire supply chain’s transition to 100 per cent renewable electricity are essential to reaching our 2030 carbon neutrality goal.

Our Supplier Clean Energy Programme (CEP) helps enable suppliers to transition to renewable electricity by advocating for policy changes, providing information and access to renewable energy procurement options, and creating engagement opportunities with renewable energy experts. By engaging in this programme, our suppliers can implement best practices in advocating for and procuring renewable energy across their corporate operations, including those associated with Apple production. The programme also equips them to share lessons learnt with other partners throughout their value chains, extending benefits beyond the scope of Apple.

PROCUREMENT MECHANISMS

Supplier renewable energy procurement mechanisms

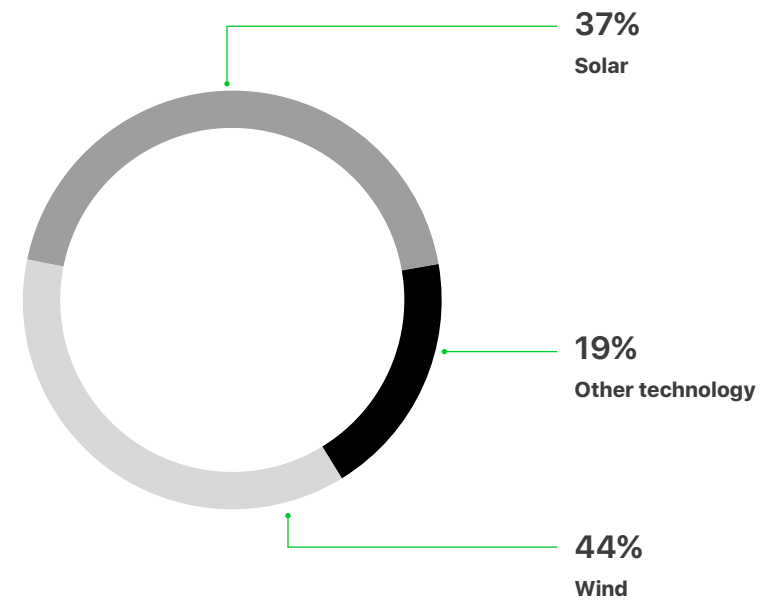
Our suppliers are implementing clean energy solutions using a variety of contracting mechanisms. In 2023, suppliers relied mostly on renewable energy certificates (RECs) to meet their CEP commitments, largely due to the expansion of China’s Green Energy Certificate (GEC) and the recognition of GECs as a primary instrument for tracking renewable energy consumption. Apple views the strategic use of well-designed REC programmes as an important interim solution to longer-term procurement options such as power purchase agreements (PPAs), which are becoming increasingly available across the globe, and is working closely with its supply chain on their longer-term transitions.



TECHNOLOGIES

Supplier renewable energy technologies

We work with our suppliers to select projects with the greatest potential for impact and with a clear carbon, ecological and social benefit. “Other technology” includes clean energy sources, such as some forms of biomass, geothermal and small-scale, low-impact hydro.⁵⁹



As of March 2024, more than 320 suppliers have committed to using renewable electricity for their Apple production. These suppliers make up 95 per cent of Apple’s direct spend for materials, manufacturing and assembly of our products worldwide. And this represents more than 21 gigawatts of clean energy commitments, of which 16.5 are already operational. To rapidly scale the Supplier Clean Energy Programme and accelerate progress towards Apple 2030, we’ve since formalised the Clean Energy Programme in the Apple Supplier Code of Conduct, requiring our entire direct manufacturing supply chain to use 100 per cent renewable electricity for all Apple production before 2030.

In 2023, the 16.5 gigawatts of renewable energy procured by suppliers and online in Apple’s supply chain generated 25.5 million megawatt hours of clean energy, avoiding 18.5 million tonnes of greenhouse gas emissions – a 6.5 per cent increase over 2022.

How suppliers are responding

Despite growing momentum and advocacy for renewables, transitioning to 100 per cent renewable electricity presents challenges: technical and regulatory barriers, the need for capital investment, and a lack of access to high-quality, cost-effective solutions. Long-standing energy policies and infrastructure that incentivise the use of fossil fuels such as coal can make it difficult to bring new renewable energy online in certain regions. In some cases, our suppliers are prompted to rely on less high-impact interim

solutions, such as one-off purchases of energy attribute certificates from existing renewable energy projects. These options represent an annual cost for buyers and often offer little opportunity for cost savings or a return on investment. To overcome these challenges, suppliers are using new purchasing methods, creating renewable energy businesses and even participating in some of the world’s largest and most innovative renewable energy deals. Suppliers are also adapting to changing renewable energy markets by finding new solutions, including first-of-their-kind procurement structures in geographies that are introducing more corporate procurement options.

In China, this includes the Green Power Trading programme, which allows cross-provincial agreements that provide suppliers with more options. South Korea has expanded its options for green power, including power purchase agreements and the ability to purchase renewable energy certificates. Japan has also introduced new renewable energy options, including virtual and physical power purchase agreements and price-competitive non-fossil certificates that have the potential to scale access to renewable energy across the market. While we’ve seen progress in key markets, we continue to advocate for policies that enable renewable energy to compete fairly with fossil fuels and subsidised power rates, opening up more avenues for our suppliers to transition to sourcing 100 per cent renewable electricity (see [page 71](#)).

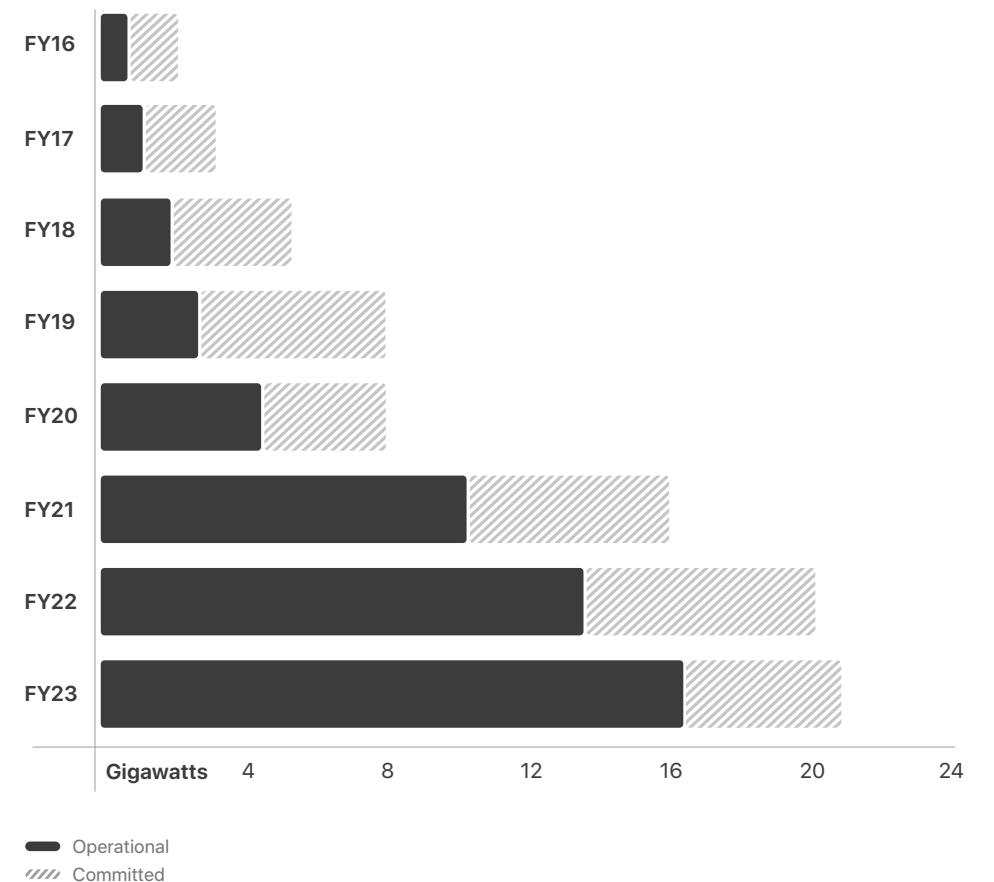
How we support our suppliers

Galvanising internal champions

We’ve been able to scale the Supplier Clean Energy Programme quickly by involving teams across Apple in supplier engagement, including supplier-facing Apple employees. We empower these employees with the tools to help accelerate a supplier’s transition to 100 per cent renewable electricity. Data and transparency drive this process. We track the electricity use and renewable procurement of all our direct suppliers, including those who are just beginning to learn about renewable electricity and those well on their way to using 100 per cent renewable electricity. We help our suppliers measure progress and gain access to solutions. We’ve also continued to develop internal training and an engagement process for Apple employees and suppliers. By connecting our suppliers with resources and providing transparency on supplier progress, our teams are scaling the impact across our supply chain.

SUPPLY CHAIN CLEAN ENERGY PROGRESS

Renewable electricity operational and committed in gigawatts (GW)



Supporting supplier capacity

We share the knowledge we’ve gained through our own transition to 100 per cent renewable energy with our suppliers, supplementing their efforts to identify and pursue opportunities to decarbonise as their businesses evolve. For this reason, we invest heavily in providing education and training across our supply chain through platforms such as our Clean Energy Academy, which includes advanced and customised training sessions and workshops with leading experts.

In 2023, nearly 300 supplier facilities in China mainland and Taiwan participated in our Clean Energy Academies, which were attended by renewable energy developers and other industry guest speakers. The academies offer updates on available energy procurement options in suppliers’ markets, help suppliers prepare to participate in upcoming renewable energy pilots, and provide implementation guidance from local experts. This programme supplements our Clean Energy Portal, available to all supplier facilities, which provides training materials, resources and country-specific information to guide suppliers in their transition to 100 per cent renewable electricity.

Also in 2023, we announced plans to support the creation of a first-of-its-kind public training platform that will be available to businesses across many different industries, giving companies of all sizes – in Apple’s supply chain and beyond – access to the resources and advocacy networks we’ve cultivated for nearly a decade. We’ve partnered with the Clean

Energy Buyers Institute (CEBI) and other corporations to launch the inaugural Clean Energy Procurement Academy – a shared training curriculum and delivery process – which will equip companies with the technical readiness to advance clean energy procurement, address scope 3 emissions and decarbonise global supply chains.

Additionally, we support the creation and growth of renewable energy industry associations that our suppliers can join to learn about local opportunities, such as the Japan Climate Leaders Partnership and Clean Energy Buyers Association.

Expanding access to renewable electricity

To support our suppliers’ transition to renewable electricity, we help them find high-quality solutions so they can decide how best to address their specific needs.

- **The China Clean Energy Fund:** This fund enables Apple and our suppliers to invest in renewable energy. As of March 2024, the fund has invested in more than 1 gigawatt of renewable electricity projects.

- **Power purchase agreements (PPAs):** Apple will continue to support the global development of high-quality programmes for generating and trading renewable energy certificates. We also connect suppliers with opportunities to buy renewable energy directly from project developers and utilities as those models emerge around the globe.

- **Direct investment:** To cover emissions from suppliers we don’t contract with directly, we invest in additional renewable electricity projects. To date, we’ve invested directly in nearly 500 megawatts of solar and wind projects in China and Japan to address our upstream electricity emissions.

Advocating for policy change

Effective government policies and rules can remove significant barriers to low-carbon solutions and enable solutions to be scaled rapidly. Suppliers need clean energy investments that make financial sense to transition to renewable energy effectively. But carbon-intensive energy sources, such as coal and gas, often have a price advantage because of subsidies and the ignored costs of externalities, such as greenhouse gas emissions.

Across the regions where our suppliers operate, we engage with policymakers to support renewable energy that’s cost effective, accessible to companies, and sourced from high-quality projects with a material impact on local markets.

For example, we’re encouraging governments not to subsidise or expand carbon-intensive infrastructure. We also encourage them to keep pace with the speed of technological innovation, consider the life-cycle emissions of energy solutions, and support new energy solutions that reduce global emissions effectively. Additionally, Apple supports government efforts in

beneficial electrification and the build-out of necessary transmission infrastructure, all while considering cost-effectiveness. Public investment in decarbonisation should be properly supported by funds generated from establishing a price on carbon pollution.

By collaborating with groups such as the Asia Clean Energy Coalition (ACEC), Clean Energy Demand Initiative (CEDI) and RE100 – which bring together the world’s most influential businesses through commitments to use renewable electricity – we’ve identified country-level policy barriers to procuring renewable electricity. By engaging in these initiatives and others, such as local working groups, we use local and international expertise and capacity to collate the challenges faced by member companies and advocate for critical policy shifts that support grid decarbonisation. In Japan, for example, Apple collaborated with other renewable energy users and called for enhancement of the Non-Fossil Certificate (NFC) scheme to enable transparency in tracking. In China, Apple and suppliers have participated in meetings and events to share their experiences of renewable energy procurement, and have discussed ways to improve policies and increase the availability of cost-effective solutions.

1 GW

As of March 2024, the China Clean Energy Fund has invested in more than 1 gigawatt of renewable electricity projects, with nearly 100 per cent of those investments online.



Apple is investing in renewable energy worldwide – including this large-scale solar project in Brown County, Texas – to help address the electricity that customers use to charge their Apple devices.

Product use

The electricity that our customers use to charge and power their Apple devices represents 29 per cent of Apple’s gross carbon footprint. Increasing the energy efficiency of our products is the most direct action we can take to drive down emissions from product use, and we’re taking steps to address the emissions that remain.

As we address emissions tied to the electricity that our products use globally, our guiding principles focus on three areas: exploring innovative solutions to minimise greenhouse gas emissions from product use, including energy efficiency (see page 25); building renewable electricity projects aimed at maximising carbon reductions and social impact; and engaging with our customers to educate and provide opportunities to support decarbonisation of the grid. We also account for the portion of the grid that is already clean, where residual grid mix data is available.

Clean energy projects

As we expand our strategy to include product use, we’re considering a number of factors when selecting projects. We are working to match the expected electricity consumption of our products with 100 per cent clean electricity, starting with our autumn Apple Watch lineup. Although we’ll source the majority of our clean electricity from the region in which it’s used, we’re maintaining geographic

flexibility for a portion of the emissions so that we can target grids with higher carbon intensity. This approach allows us to balance focusing on areas where our customers use our products and maximising the social and environmental benefits of additional renewable energy. For example, while California is a large market for Apple, we might build new renewable energy projects in other locations with lower clean energy percentages on their grids, where the same renewable energy capacity can have a more significant impact.

We’re developing large-scale solar and wind projects around the world as part of this work. Radian Solar and plans for additional projects in the US, Europe and India are under way. In Europe, we plan to engage in projects that range between 30 and 300 megawatts, with an initial request for proposals issued in 2022.

Engaging with our customers

We’re building features to make it easier for customers to decide when to draw cleaner electricity from the grid. In 2023, we launched Grid Forecast, a new tool in the Home app on iPhone, iPad, Mac and Apple Watch that shows when cleaner electricity is available from the grid. Apple uses data that combines grid, emissions and weather information into one easy-to-follow signal. This can help people make more informed decisions about when to run large appliances and charge electric vehicles or devices throughout the day. In the contiguous United States, Grid Forecast

is available for Apple Watch, and it can be added as a widget or a watch face complication. As additional data becomes available through ongoing industry collaboration, Apple will continue refining Grid Forecast to maximise impact. To learn more about Grid Forecast, visit our Grid Forecast support page.

Clean Energy Charging, which became available in the US in autumn 2022 with iOS 16, enables customers to help decrease the carbon footprint of iPhone. The feature looks at electricity sources to select the charge times when the grid is using cleaner energy sources, optimising charging and reducing greenhouse gas emissions. Learn more about Clean Energy Charging [here](#).

Beyond the work that we do on our products, we collaborate with others to continue advancing climate-smart decision-making for customers across their household energy usage, as well as for our employees and partners. As an example, Apple has joined the CoolClimate Network – a research partnership of the University of California, Berkeley, that motivates and empowers individuals and organisations to make low-carbon choices.

FEATURE

Increasing access to clean energy around the world

Power for Impact is driven by the idea that access to renewable energy creates opportunities within communities while benefiting our climate.

Apple launched the initiative in 2019 to provide under-resourced communities with renewable electricity while supporting economic growth and social impact.

The programme funds renewable energy projects that are mutually beneficial – local communities and organisations get access to cost-effective energy, and Apple retains the environmental attributes of each project. We currently support 20 renewable projects in countries around the world, including:

Colombia: Apple helped bring a rooftop solar power system online at the Hospital Infantil Santa Ana. The money saved on energy bills allows the hospital to purchase more equipment and medication. In addition, Apple helps to fund a rooftop solar installation at Ciudad Don Bosco – a non-profit that provides educational and social services for under-resourced youth. We recently expanded our support by providing funding for phase II of the project.

Democratic Republic of the Congo: Apple provides access to renewable energy for the Malaika School, which empowers Congolese girls and their communities through education, agriculture, water projects, health outreach, sports and vocational training. To support Malaika students and teachers, this solar initiative builds on other Apple collaborations, including virtual Today at Apple sessions on coding with Swift, photography, filmmaking and design, as well as other events with Apple Retail teams and Diversity Network Associations.

Israel: Apple supports the Nitzana Educational Eco-Village – a community for under-served youth – with a 260 kilowatt solar system to help reduce electricity costs. The savings help enhance the educational experience for youth from various backgrounds. Apple also supported the expansion with another 64 kilowatt solar system installed in February 2023.

Nepal: Apple funded a solar and battery storage system at a non-profit hospital that serves children throughout Nepal. This system will offer limited backup power during grid outages.

Nigeria: Apple helped fund a remote mini-grid project that provides energy access to community members and replaces fossil fuels for some businesses. In addition, Apple also funds a solar power system to provide power to public healthcare centres in the state of Ondo, with excess energy serving households in the surrounding region.

Philippines: Apple helped fund a new rooftop solar installation at an educational institution in Bataan. This helps reduce electricity cost for the institution and free up funds for scholarships for high-achieving, under-resourced students.

South Africa: Apple's first PFI project in South Africa helped bring electricity to over 3,500 households that previously lacked access to local street lighting. In addition, Apple will help fund two more projects in South Africa at schools for children with disabilities. Along with five other operational projects across South Africa, these installations will reduce electricity costs, and the savings will help fund operating costs and expand programmes to support under-served groups.

Thailand: Apple helped establish a solar energy system to replace polluting diesel fuel for a remote fishing village that relies on refrigerators to maintain the quality of its fish products. We increased local renewable energy production and battery storage to improve reliable access to electricity.

Vietnam: Apple's work to support a programme in Vietnam will provide solar electricity for 20 schools around the country, with aspirations to help showcase renewables and sustainable development. At five schools, solar energy systems have been installed and are operational.

Zambia: Apple will help fund a micro-grid and battery storage system to provide power for hundreds of households that are currently without electricity. The project will reduce reliance on and the costs associated with imported diesel and petrol for generators, and it will increase the amount of power available to community organisations and businesses.



Power for Impact is expanding access to clean, affordable power in different parts of the world. Apple will continue to focus on uplifting communities as it pursues its environmental goals.

Direct emissions

Some materials that are integral to our products result in significant emissions. The same is true for certain manufacturing processes and the transportation of our products. We seek technological solutions and supplier engagement to abate emissions from these sources.

Approach

We're committed to reducing direct greenhouse emissions in our facilities and across our supply chain. We apply multiple approaches to achieve this, from looking at technical advancements that can help address emissions to changing how we make and transport our products.

Seeking technological solutions

Pursuing low-carbon technologies to address carbon-intensive processes

Addressing fluorinated greenhouse gas emissions

Partnering closely with key manufacturers as they work to prevent these gases from being released into the atmosphere

Shifting transport modes for product shipment

Moving to shipping modes that are less carbon intensive than air transport – such as by ocean – whenever possible

Reducing employee commute emissions

Exploring ways to reduce our carbon footprint from employees commuting to work

Direct emissions abatement addresses emissions from:



Direct emissions
(Scope 1)



Product manufacturing
(Scope 3)



Product transport
(Scope 3)



Business travel
(Scope 3)



Employee commuting
(Scope 3)

2023 progress

2.7M
MTCO_{2e}

Our display suppliers' abatement efforts reduced more than 2.7 million annualised tonnes of CO_{2e}.*

100+
attendees

Apple hosted an inaugural virtual training focused on reporting and abating scope 1 emissions, with more than 100 attendees.

20%
less emissions

In 2023, we reduced emissions from transporting products by 20 per cent compared with 2022.

* Based on data reported to Apple by its suppliers. Data has not been confirmed independently by Apple or a third party.



The low-carbon aluminium breakthrough builds on the significant progress Apple has made in reducing the carbon impact of aluminium and other metals found in its products.



The innovative direct carbon-free smelting process of ELYSIS has the potential to reduce the climate impact of the production process of aluminium – one of the world’s most widely used metals.

Rethinking how aluminium is made

As part of Apple’s commitment to reduce our products’ environmental impact through innovation, we partnered with aluminium companies and the governments of Canada and Quebec to invest in ELYSIS. This joint venture commercialises patented technology that eliminates direct greenhouse gas emissions from the traditional smelting process. Since our collaboration began in 2018, we’ve helped accelerate the development of this technology by facilitating the joint partnership and providing initial funding and ongoing technical support.

In 2022, Apple shipped iPhone SE devices that used ELYSIS aluminium, building on our 2019 purchase from the first-ever commercial batch of aluminium resulting from the joint venture. The commercial-purity aluminium in these products is the first to be manufactured without creating any direct greenhouse gas emissions during the smelting process. ELYSIS has continued to make progress within its Industrial Research and Development Centre in Quebec to produce commercial-purity primary aluminium at industrial scale.

Addressing fluorinated greenhouse gas emissions

One of the largest contributors of direct emissions in our supply chain is the use of fluorinated greenhouse gases (F-GHGs). F-GHGs are notably used in the electronics manufacturing of semiconductors and flat-panel displays, and their global warming potentials (GWPs) are thousands of times more than those of CO₂. While the use of F-GHGs in certain manufacturing processes today is difficult to avoid, emissions can be reduced by switching to alternative low-GWP gases, optimising production processes to use and emit fewer F-GHGs, and installing gas abatement tools. We’re collaborating closely with our supply chain partners as they work to prevent these gases from being released into the atmosphere.

Since the launch of our engagement efforts in 2019, we have been working with our largest manufacturers of displays and semiconductors to achieve a high standard of F-GHG abatement. In 2023, our display suppliers’ efforts resulted in avoided emissions of more than 2.7 million tonnes CO_{2e}, annualised.⁶⁰ Furthermore, through engagement in sector-specific industry coalitions, we’re working to accelerate climate action across the whole semiconductor value chain.

2.7M

In 2023, our display suppliers’ efforts resulted in avoided emissions of more than 2.7 million tonnes CO_{2e}, annualised.

Supporting supplier capacity

As we tackle direct emissions across our supply chain, we're developing new educational materials and resources support to help our suppliers decarbonise their direct emissions. In 2023, we hosted our first virtual training series focusing on reporting and abating scope 1 emissions, with over 100 supplier attendees.

We continue to launch supplier programmes targeted at addressing direct emissions from energy and processes that produce Apple products. The manufacturing of Apple products accounts for 59 per cent of our gross carbon footprint. This includes emissions from fuel combustion; heating, ventilation and air conditioning (HVAC); refrigeration; fluorinated gases; and other physical or chemical processes (excluding transport). These sources vary widely and require the use of diverse technologies and solutions to abate. Apple's approach is to identify process carbon emission hotspots across our supply chain – like the use of fluorinated gases in display and semiconductor manufacturing – and launch targeted programmes to address these carbon hotspots in partnership with our suppliers, governments and industry stakeholders.

Transporting products

In 2023, we reduced emissions from transporting products by 20 per cent compared with the previous year. We also more than doubled product tonnage transported by ocean. On average, ocean shipping emissions are approximately 95 per cent lower than air transport emissions.⁶¹ We aim to continue to increase the use of ocean shipping for our products. For example, for selected Apple Watch models, including watches and bands, we'll ship at least 50 per cent of the combined weight using non-air modes – such as ocean shipping – over the lifetime of the product, cutting total transport emissions almost in half.⁶² And in 2023, we shifted selected models of MacBook Pro and MacBook Air to use ocean shipping from our manufacturers, creating more opportunities for a lower-carbon mode of shipping for our product launch.

Through forward-thinking logistics, we're consolidating our products in the shipments from our factories to facilitate more ocean shipping at sea ports in our Asia Pacific markets. And since 2022, these efforts have helped us increase ocean shipments by more than 10 per cent in this region – diverting shipments from air transport. We've also reduced unnecessary space aboard aircraft and trucks by using smaller, custom-made pallets, creating more efficient shipments.

Additionally, we're redesigning our packaging to be more compact – all packaging for Apple Watch Series 9 and Apple Watch SE models introduced a new smaller shape that allows for at least 25 per cent more devices per shipment.

We're collaborating with our suppliers to explore technical innovations for transport, including alternative fuels and electric vehicles. For example, in 2022, we supported the development of an analysis with Carbon Direct – a carbon management firm – that identified pathways for developing sustainable aviation fuel (SAF). And in 2023, we socialised our learnings with our partners, including suppliers and industry groups. Read the summary of our findings in the "[Promising production pathways and opportunities to scale](#)" section of the Sustainable Aviation Fuel Primer report. We also trialled the limited use of SAF on two flights that shipped selected iPad models in 2023.

In 2023, we continued to partner with carriers that offer low-carbon deliveries using electric vehicles (EVs), such as e-bikes and cars, reducing our impact in customer communities. By prioritising vendors that offer low-carbon options, we're signalling the value of these options and incentivising further decarbonisation.

Improving employee travel and commuting

We're focused on finding new ways to reduce the carbon footprint from our employees commuting to work. For example, we're helping our employees transition from single-occupancy vehicles to public transport, bus services and onsite bicycles. To incentivise the use of electric vehicles, we provide more than 3,330 EV charging stations and more than 1,730 ports across our US campuses. For the commute-related emissions that remain, we're applying high-quality offsets carbon credits.

25%

All packaging for Apple Watch Series 9 and Apple Watch SE models introduced a new smaller shape that allows for at least 25 per cent more devices per shipment.

Carbon removal

Science shows that limiting the planet’s warming to 1.5°C will require both a deep decarbonisation of industrial emissions over the next 30 years and a significant ramp-up of carbon removal to address the surplus carbon dioxide (CO₂) already in the atmosphere. To catalyse efforts to reach a 1.5°C pathway, Apple is scaling up carbon removal solutions, beginning with those that are available today, while exploring the solutions of the future.

Approach

Apple is unequivocal about our priority: Emissions reductions take precedence over carbon removal. We’re striving to reduce direct greenhouse gas emissions in our facilities, and we’re supporting emissions reductions in our supply chain through process innovation, direct emissions abatement and transitioning to clean energy. But even with these comprehensive measures, some emissions in our value chain can’t yet be avoided.

We aim to reduce emissions by 75 per cent compared with our 2015 footprint by 2030. To achieve carbon neutrality across our value chain, we’ll voluntarily balance the remaining unavoidable emissions with high-quality carbon removal credits. We’re pursuing opportunities for carbon removal through the following efforts:



Exploring and addressing carbon removal solutions

Recognising that achieving global climate targets will require the pursuit of all carbon removal strategies and consideration of options consistent with the Intergovernmental Panel on Climate Change’s (IPCC) position that all pathways limiting warming to 1.5°C require carbon removal for unavoidable emissions.⁶³ Then, evaluating each option against five key criteria: stage of development, scalability, durability, carbon methodology and co-benefits.



Addressing unavoidable emissions

Working towards our goal to scale up high-quality nature-based projects while putting robust standards in place to ensure the integrity of carbon removal. And building capacity for partners that support nature-based carbon removal implementation to help enable these efforts to expand beyond Apple’s demand.



Investing in nature-based carbon removal projects

Engaging with projects that offer important ecological and social benefits while providing economic development opportunities for local communities. Seeking to align carbon market impact with investment capital by addressing three main barriers facing nature-based solutions: scale, quality and capacity in order to increase nature-based carbon removal well beyond the current scale of voluntary carbon markets.

2023 Progress

\$280M

In March 2024, Apple welcomed key manufacturing partners as new investors in the Restore Fund, committing additional funds – Taiwan Semiconductor Manufacturing Company (TSMC) will invest up to \$50 million and Murata will invest up to \$30 million – to the same fund, which will be managed by Climate Asset Management, a joint venture between HSBC Asset Management and Pollination. These new investments build on Apple’s previous commitment of up to \$200 million for the Restore Fund’s second phase, bringing the total committed capital to \$280 million.



Read more about our work in the [Apple’s Carbon Removal Strategy white paper](#).

The need for carbon removal

Any successful strategy for addressing climate change includes the development of carbon removal technologies – pursued urgently and in parallel with efforts to decarbonise energy production and protect and restore the Earth’s ecosystems. As part of our efforts to achieve carbon neutrality across our value chain, Apple prioritises emission reductions. We then balance the remaining unavoidable emissions with high-quality carbon removal credits. To ensure that removals are high integrity, we follow guidance set out by international standards and apply our own rigorous standards and criteria.

Nature-based carbon removal

Science indicates that nature-based solutions are the most scalable and economically viable opportunities to mitigate climate change in the short term. In addition to their climate benefits, nature-based solutions offer multiple co-benefits, including enhanced employment and local livelihoods, improved biodiversity, soil carbon and nutrient cycling, and increased timber supply that can reduce the pressure on primary forests.

The IPCC lays out a range of options to remove carbon from the atmosphere by using a combination of photosynthesis and chemistry. These approaches include existing climate solutions, such as afforestation and reforestation, and relatively new technologies, such as direct air capture (DAC) and ocean alkalisation.

Apple looked at how these approaches could help balance our residual emissions as we focus on the global urgency to align with a 1.5°C pathway to scale up carbon removal.

Five key criteria drive our exploration:

- **Stage of development:** A solution’s stage of development is important both to meet our Apple 2030 target and to reach scale within the time frame needed to stay within a 1.5°C trajectory.
- **Scalability:** We consider scalability because the climate crisis is a collective responsibility, and the impact of Apple’s solutions should be scaled to beyond our own environmental footprint.
- **Durability:** Removals must be permanent, or if there’s a risk of reversal, measures must be in place to address those risks and compensate for any reversals for a defined period of time.
- **Carbon methodology:** The impacts achieved need to be accounted for through using a rigorous carbon accounting methodology that is aligned with the quality and consistency of our own carbon accounting systems, including evaluating any uncertainty in the underlying science.
- **Co-benefits:** We have evaluated the co-benefits across different carbon removal technologies. Most carbon removal approaches have the potential to generate additional benefits for biodiversity and communities, but can also pose risks.

Our review of different available technologies helped us determine that nature-based solutions – including afforestation, reforestation and revegetation (ARR) and soil carbon sequestration – currently offer the most comprehensive carbon removal approach.

Restore Fund

We launched the Restore Fund in 2019 in partnership with Conservation International and Goldman Sachs. Since its creation, the fund has invested in three initiatives that are projected to remove over a million tonnes of carbon starting in 2025. This fund is unique because it aims to change carbon removal from a cost into a potentially profitable investment. By creating a fund that generates both a financial return as well as a real and measurable carbon impact, we strive to drive broader change – encouraging capital investment in carbon removal around the globe. We developed the Restore Fund as a pilot, and we’re now seeking to expand and improve it so that others can build on our work and scale the market for nature-based removal.

The first phase of the fund focused on blending responsible forestry practices with carbon removal and sought to maximise environmental impact, including carbon, hydrology and habitat restoration.



As we focus on eliminating the majority of emissions across the value chain, we’re also addressing emissions we can’t reduce by looking for high-quality carbon credits from nature-based projects.

Based on our learnings with these projects and the growing global need for more nature-based solutions, Apple announced an expansion of the Restore Fund in 2023. The commitment aims to develop an investment vehicle to scale nature-based solutions using a different kind of financial innovation. This unique blended-fund structure is intended to achieve financial and climate benefits for investors while advancing a new model for carbon removal that addresses a broader spectrum of global potential for nature-based solutions.

The expanded fund targets two types of investment: regenerative agriculture and other ecosystem assets, and a pipeline of landscape restoration projects that aim to remove carbon from the atmosphere.

In October 2022, Apple announced three new projects through the Restore Fund, and we've invested in three high-quality forestry managers in Brazil and Paraguay. Our most recent project, announced in March 2024, supports the restoration of South America's Atlantic Forest.

Also in March 2024, Apple welcomed key manufacturing partners Taiwan Semiconductor Manufacturing Company (TSMC) and Murata Manufacturing as new investors in the Restore Fund. Global semiconductor foundry TSMC will invest up to \$50 million in a fund managed by Climate Asset Management, a joint

venture of HSBC Asset Management and Pollination. Murata – an electronic components supplier for Apple based in Japan – will invest up to \$30 million in the same fund. These new investments build on Apple's previous commitment of up to \$200 million for the Restore Fund's second phase, bringing the total committed capital to \$280 million.

TSMC and Murata are among the more than 320 suppliers in Apple's Supplier Clean Energy Programme. The fund that TSMC and Murata are investing in alongside Apple will pool sustainably managed agriculture projects with ecosystem conservation and restoration projects to generate both carbon and financial benefits.

To improve the accuracy of monitoring and reporting, and verifying the projects' carbon removal impact, Apple is deploying innovative remote sensing technologies using Space Intelligence's CarbonMapper and HabitatMapper and Upstream Tech's Lens. Using high-resolution satellite imagery from Maxar and other providers, this initiative enables us to view detailed habitat and forest carbon maps for our Restore Fund projects. Through our engagement with the MIT Climate & Sustainability Consortium, Apple is jointly funding research with PepsiCo and Cargill to improve the measurement of soil carbon in nature-based carbon removal projects. Apple and partners have used innovative tools, including LiDAR on iPhone,

satellite data, bio-acoustic monitoring and machine learning, to evaluate the well-being of the land and project progress.

Integrity and a rigorous approach are central to how we designed the Restore Fund with our partners. The projects aim to become certified to international standards developed by organisations such as Verra; Gold Standard; the Climate, Community & Biodiversity Alliance (CCBA); and the Forest Stewardship Council (FSC). Using these international standards helps confirm that the carbon stored in forests is measured and reported to high standards and that projects have the most up-to-date safeguards in place. The projects we choose also seek to have a positive impact on the livelihoods of local communities by bringing economic opportunities to often under-served rural economies. And we'll continue to focus on projects that protect land with high conservation value.

High-quality avoided emissions projects as an interim solution

We plan to reach our goal of becoming carbon neutral across our entire value chain by 2030, using a wide range of solutions at our disposal, prioritising significant emission reductions, followed by long-term carbon removal initiatives, such as the Restore Fund.

We've been carbon neutral for our corporate emissions since April 2020. We started by reducing our corporate emissions through the use of 100 per cent renewable electricity and energy efficiency efforts at our facilities. But emissions remain difficult to avoid in some activities – including the natural gas used in some of our buildings and emissions from business air travel and employee commuting.

For the emissions we can't avoid, we use high-quality offsets as an interim solution. We're intentional about identifying avoided deforestation and removal projects that are of a high standard and that achieve meaningful impact. We often originate our own projects working with a reputable partner, such as Conservation International, or we select projects carefully from third-party-certified registries. For more details about our purchases of high-quality carbon credits, see [Data](#).



Read more about our work in the [Apple's Carbon Removal Strategy white paper](#).

Apple 2030

Resources

Approach

Product longevity

Material recovery

Water

Zero waste

Smarter Chemistry

**A strong case
for recycled materials**
All MacBook Air models
contain 100 per cent
recycled aluminium in the
enclosure. Our custom-
made aerospace-grade
aluminium alloy is
lightweight, durable
and scratch resistant.

Resources



Approach

Resources

We're committed to sourcing, using and recycling the materials that we rely on in a way that meets our high standards for labour, human rights and environmental stewardship.

Our commitment to use resources responsibly extends across our corporate operations and supply chain. This means sourcing responsibly, minimising our freshwater use and eliminating waste across Apple-owned and supplier sites. We work to reduce the overall resource footprint supporting our products by collaborating with suppliers, NGOs, recyclers, community stakeholders and innovation leaders. We know that we can't do this work alone – it requires broader engagement through collaborations enabling the stewardship of shared resources.

Building durable, long-lasting products is central to our approach, while making the best use of the resources required to create them. We aim to one day make our products solely from responsibly sourced recycled and renewable materials, while maintaining our same rigorous standards of quality and durability. Innovations and new approaches to recycling will make this possible. We're able to recover and use the materials that we rely on in our products in even greater quantities, helping us begin to realise the full potential of each resource.

Water is one of our most critical resources. Because it's also a community resource, we prioritise our stewardship efforts: working towards the most efficient use of fresh water, using alternatives where possible and managing our discharge responsibly. We also look beyond our facilities to the water basins where we operate. We're working to improve the quality of the water that our communities rely on through collaborations with local partners – including companies, NGOs and government agencies.

We also conserve resources by working to eliminate waste. We work to reuse and recycle across our operations and throughout our supply chain. We aim to eliminate waste where we and our suppliers operate. These efforts include reducing the overall amount of waste that we generate, innovating with new approaches to reuse and creating new recycling opportunities with local businesses.

Areas of impact



Product longevity

Designing durable hardware, using software updates to extend functionality, providing convenient access to safe and high-quality repair services, and directing devices and parts for refurbishment and reuse.



Material recovery

Improving how we collect end-of-life products and developing recycling innovations so that we and others can use old devices as raw material sources for the future.



Water

Reducing water impact in the manufacturing of our products, the use of our services and our facility operations. At the same time, transitioning to alternative solutions, improving the quality of water that we discharge and protecting shared water resources.



Zero waste

Minimising overall waste generated and eliminating waste sent to landfill from our manufacturing supply chain as well as our corporate offices, data centres and retail stores.



We continued our initiative focusing on enhancing and supporting our electrochemical metal-finishing processes, such as anodising, which has the potential to save hundreds of millions of gallons of water annually when applied at scale.

Product longevity

In our design approach, we combine hardware built to endure the rigours of everyday use, tailored software updates that unlock new features and functionality, and access to repair services when needed. This also helps keep products in use for as long as possible, so that new customers can experience Apple products and services with secondhand devices.

Approach

We're committed to building long-lasting devices, and part of achieving that is designing durable hardware. To minimise products' need for repair, we refine features that improve durability, such as water resistance and Ceramic Shield, which protects the iPhone display. And we provide regular software support, so customers can update their devices to the most recent operating systems and unlock the latest features and functionality for as long as possible.

We've also expanded access to safe, reliable and secure repair services to meet our customers' needs. When products require repair, customers can find repair options that work for them more easily.

To achieve product longevity, we prioritise the following actions:



Durability

Designing our devices with consideration for potentially rugged use by our customers, while aiming to minimise maintenance and repair interruptions. And utilising a rigorous reliability-testing process that simulates real-world use to maximise the lifespan of our products.



Repair access

Offering access to safe, reliable and secure repairs by expanding the number of Apple Authorised Service Providers (AASPs) and Independent Repair Providers (IRPs), as well as Self Service Repair (SSR) for customers who want to complete their own repairs.



Software updates

Providing free software updates to enhance our customers' experience by allowing them to access the latest features available for their device for as long as possible – including important security and privacy updates.



Refurbishment and reuse

Collecting devices for refurbishing and reuse through several programmes, including Apple Trade In, the iPhone Upgrade Programme, AppleCare service and our corporate Hardware Reuse Programme to extend product life.

2023 progress

70%
less emissions

Back glass repair on all iPhone 15 models has 70 per cent less greenhouse gas emissions per repair compared with iPhone 14 Pro.*

40
products

Self Service Repair now supports 40 Apple products in 33 countries and 24 languages since our expansion in December 2023.

12.8M
devices

We've sent nearly 12.8 million devices and accessories to new users for reuse from programmes such as Apple Trade In and AppleCare.

* Based on our life-cycle assessment (LCA).

Apple 2030

Resources

Smarter Chemistry

Durability

Durable products hold their value for longer. iPhone, for example, holds its value for longer compared to other smartphones.⁶⁴ As of April 2024, iPhone 7, which was introduced in 2016, still had monetary value for Apple Trade In in the United States.⁶⁵

We design our devices with the rigours of daily use in mind. Engineers in our Reliability Testing Lab assess our designs against our strict durability standards that measure the performance of materials, components and fully assembled products. They use testing methods that mimic realistic conditions in which our customers use their products, assessing many aspects of each device. To understand how our customers push their products, in-depth user studies are constantly being performed. The results are then used to further define the durability standards of our products.

During product development, we test numerous units of a product, relying on the results to inform each successive round of design. In 2023, Apple launched Apple Watch Ultra 2, with a design developed for a high level of durability to support the needs of our most adventurous and explorative customers. Apple Watch Ultra 2 was designed for demanding conditions that required a series of new environmental and impact tests to maintain the device’s high level of reliability. Tests that our engineering team developed supported compliance with MIL-STD-810H – a standard used for military equipment that’s also popular among rugged device manufacturers.⁶⁶ This also included low-pressure testing to simulate a range of environmental conditions, such as high altitude, extreme temperatures, temperature shock, chemical exposure, freezing and thawing, shock, vibration, submersion and other assessments to emulate operations in rugged settings. Our engineers performed these tests in addition to other trusted reliability procedures developed through iteration across several generations of the Apple Watch product line.

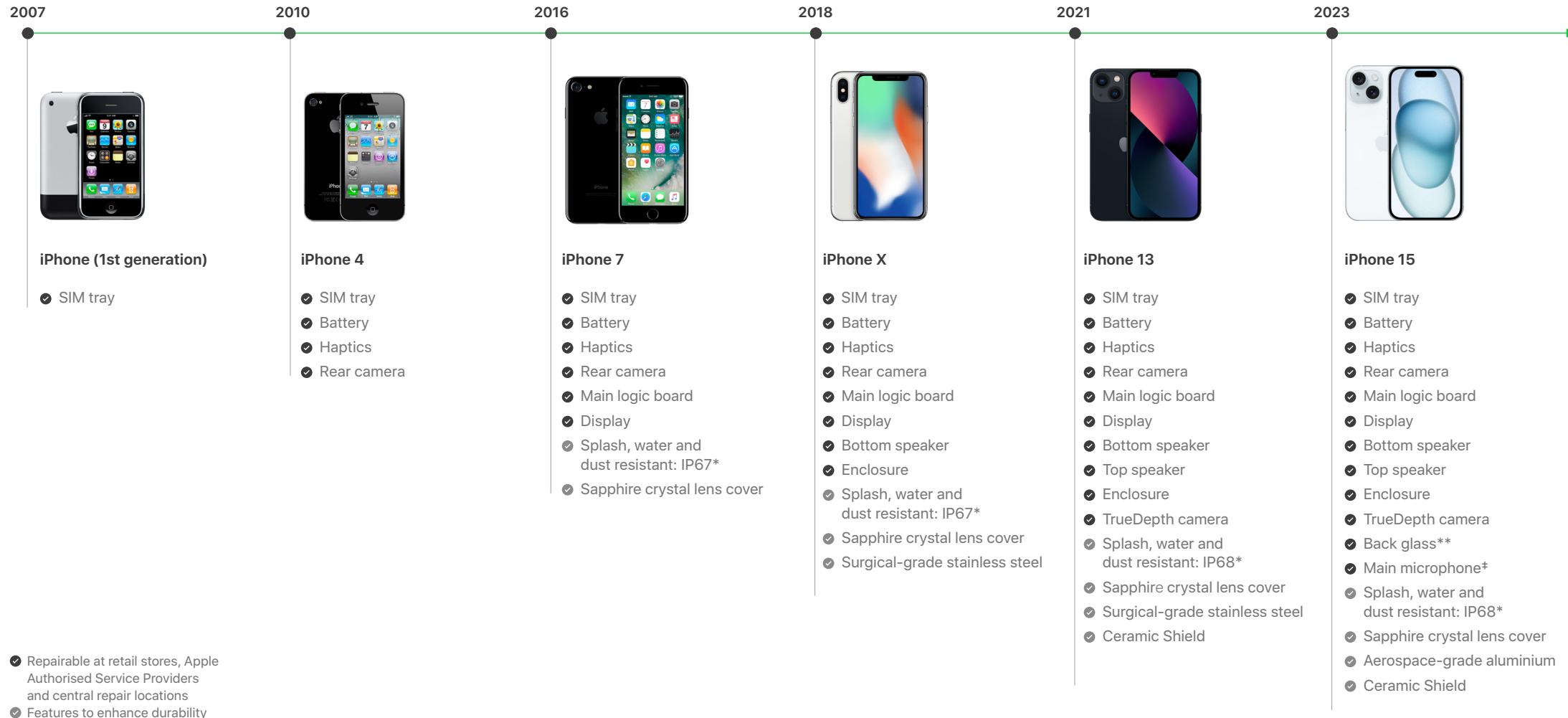
DESIGNING PRODUCTS FOR DURABILITY

iPhone 7, which was introduced in 2016, still had monetary value for Apple Trade In in the United States as of April 2024



IPHONE LONGEVITY JOURNEY

Increased durability and repairability enhance iPhone longevity



70%

Back glass repair on all iPhone 15 models has 70 per cent less greenhouse gas emissions per repair compared with iPhone 14 Pro.†

* iPhone 7, iPhone X, iPhone 13 and iPhone 15 models are splash, water and dust resistant and were tested under controlled laboratory conditions. iPhone 7 and iPhone X have a rating of IP67 under IEC standard 60529 (maximum depth of 1 metre for up to 30 minutes). iPhone 15 has a rating of IP68 under IEC standard 60529 (maximum depth of 6 metres for up to 30 minutes). Splash, water and dust resistance are not permanent conditions and resistance may decrease as a result of normal wear. Do not attempt to charge a wet iPhone; refer to the user guide for cleaning and drying instructions. Liquid damage not covered under warranty.

** Back glass repair is available for all iPhone 15 models.

‡ Main microphone repair only available for iPhone 15 and iPhone 15 Plus.

† Based on our life-cycle assessment (LCA).

Repair access

We design our products to be durable and with minimal need for repair. But if a repair is needed, customers should have easy access to convenient, high-quality repair services to get their device back up and running as quickly as possible.

We've expanded our repair footprint over the past three years – nearly doubling the number of professional service locations that have access to genuine Apple parts, tools and training. Repair options include Apple Store locations, Apple Authorised Service Providers, participating Independent Repair Providers, mail-in repair centres, onsite service and Self Service Repair. This also includes a global network of more than 10,000 Independent Repair Providers and Apple Authorised Service Providers.

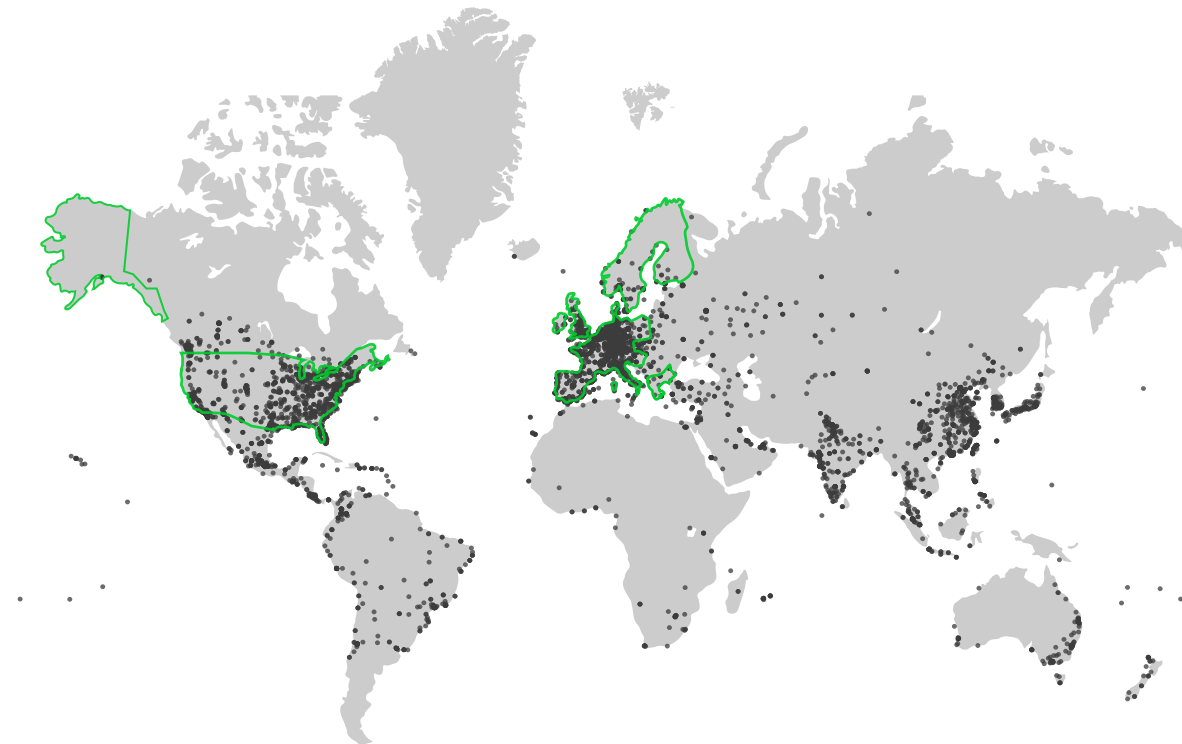
Since 2019, our Independent Repair Provider programme has enabled repair businesses of all sizes to access genuine Apple parts, tools, diagnostics and training. This programme was expanded from the US, Europe and Canada to more than 200 countries and territories worldwide. We also continue to expand coverage by offering a repair service at our customers' homes and offices in selected cities across the United States. We train and certify service personnel to repair Apple products. This helps them diagnose issues correctly, leading to successful service and repairs and preventing damage to devices so that they work as they should.

Launched in April 2022, Self Service Repair gives individuals access to repair manuals and genuine Apple parts and tools through the Apple Self Service Repair Store. In February 2024, Apple Diagnostics for Self Service Repair was made available in Europe, following its introduction to the US in 2023. Apple Diagnostics troubleshooting sessions give customers the same ability as Apple Authorised Service Providers and Independent Repair Providers to test devices for optimal part functionality and performance, as well as to identify which parts may need repair.

Self Service Repair is available in the US and is now available for Apple users in 24 European countries – including Croatia, Denmark, Greece, the Netherlands, Portugal and Switzerland. With our expansion announced in December 2023, Self Service Repair now supports 40 Apple products in 33 countries and 24 languages.

GLOBAL REPAIR LOCATIONS

Expanding access to repair worldwide to support product longevity



- Apple Authorised Service Providers, retail stores and Independent Repair Providers
- Self Service Repair

10,000+

Independent Repair Providers and Apple Authorised Service Providers

33

countries, 24 languages and 40 Apple products now supported by Self Service Repair

35+

types of device repairs offered by Self Service Repair

Designing products with repairability in mind

We continue to make progress in designing more durable products and offering customers more repair options. At the same time, we're working to make repairs more accessible and affordable through the following efforts:

- iPhone 15 Pro and iPhone 15 Pro Max have a new internal structural frame that makes it easier to repair and significantly reduces repair costs. For example, the cost of back glass repair for iPhone 15 Pro is reduced by more than 60 per cent compared to iPhone 14 Pro.⁶⁷ The aluminium housing and back glass are no longer one enclosure, so repairs to the back glass don't require replacement of the housing.
- The 13-inch MacBook Air with Retina display (2018) and later models allow for battery replacement with a stretch-release adhesive, improving repairability.
- iPad mini (6th generation) and iPad Air (5th generation) support same-unit battery replacement in selected locations.

- We've expanded the availability of repair parts to support older products for up to seven years in countries around the world. For example, a programme for Mac laptops makes battery repair available for up to 10 years after a product was last distributed, subject to parts availability.

For more information, refer to the [Apple Support page](#) about the availability of service parts and repairs.

Software updates

Free software updates also support our product longevity goals. We provide these to enhance our customers' experience by allowing them to access the latest features available for their device for as long as possible. This includes important security and privacy updates. As we continually improve the operating systems that power our products, we also make sure that each software release runs seamlessly on all supported devices. Customers can benefit from the latest software updates, whether they're using a brand-new device or one that's several generations older.

iOS 17, our most recent release, extends support back to iPhone XS (2018). iPadOS 17 compatibility goes back to the sixth-generation iPad (2018), and macOS 14 Sonoma supports MacBook models from 2018 and later. The updates in each operating system make the latest capabilities – from Messages and the Lock Screen to Continuity features – available to a broad user base. These updates also provide more customers with access to the latest security and privacy features.

High adoption rates are a clear signal that customers find value in software updates. By February 2024, more than 75 per cent of all iPhone devices introduced in the last four years had been updated to iOS 17, and iPadOS 17 was being used on more than 60 per cent of iPad devices introduced in the last four years.

Refurbishment and reuse

Refurbishing and reusing products helps reduce the impact that each device has on the environment – including carbon intensity per year of life. We extend the life of our products by building them to serve more than one owner – enabling customers to exchange devices for an upgrade.

We collect devices for refurbishment and reuse through several programmes, including Apple Trade In, the iPhone Upgrade Programme, AppleCare service and our corporate Hardware Reuse Programme. In 2023, we sent nearly 12.8 million devices and accessories to new owners for reuse. The Apple Trade In programme, available in 27 countries, provides customers with product end-of-life options – they can access the value of their current device if they upgrade to a newer model, or they can trade their device in for free.

Our customers drive the success of our trade-in programmes and those of third parties, and each product that's refurbished and reused contributes to reducing our overall environmental footprint.

Some device parts can also be reused. We continue to expand the number of parts that can be recovered or refurbished to our high quality and performance standards so that they can be reused as replacements. This enables us to reduce the need to create spare parts as we repair devices. We also remain focused on opportunities to reuse accessories sent for recycling. For example, we send collected power cables and adapters that still function to our final assembly sites, where they power products used on production lines.

12.8M

We sent nearly 12.8 million devices and accessories to new owners for reuse in 2023.

Material recovery

Even after a product reaches the end of its life, the materials within it can serve the next generation of products. Each time we recover materials from end-of-life products effectively, we enable circular supply chains. This helps reduce the need to mine new materials and can save the energy expended in extracting and refining materials, driving down emissions and conserving resources.

Approach

We aim to design our products for optimal material recovery, innovate recycling technology and work with others to help build circular supply chains.



Recycler partnerships and innovation

Positioning recycling strategy as a key part of our efforts to create circular supply chains and working to make it easier for customers to recycle our products.



Disassembly and recovery advancement

Continuing to develop better, more efficient means of disassembling products that maximise material recovery while minimising waste.



Fostering next generations of recycling

Committing to a long-term approach to recycling innovation, relying on and continually improving current approaches, while nurturing new and emerging technologies. And supporting initiatives that set out to redefine disassembly and material recovery for Apple products – and throughout our industry.

2023 progress

40K
MT of scrap


Directed nearly 40,000 tonnes of electronic scrap to recycling facilities globally with the help of customer and employee programmes

17
categories


Deployed autonomous mobile robots (AMRs) to transport materials across our operations, as well as an automated product sorter that uses machine learning to identify and sort our products into 17 categories

29
models

Expanded the capabilities of Daisy, our disassembly robot, enabling it to take apart 29 iPhone models quickly and skilfully – including various models between iPhone 5 and iPhone 14 Pro Max – into discrete components



In 2023, we expanded the capabilities of Daisy, which can now disassemble 29 iPhone models into discrete components.



We work with best-in-class recyclers to drive our efforts to close the loop for key materials used in our products.

Optimising recycling through partnerships and innovation

Our recycling strategy is a key part of our efforts to create circular supply chains. We provide or participate in product take-back and recycling collection programmes in 99 per cent of the countries where we sell products. Our customers can trade devices in for reuse or recycling at retail locations and through recycling programmes offered by local operators around the world. They also have the option to do so online through programmes such as Apple Trade In.

In 2023, we directed nearly 40,000 tonnes of electronic scrap globally to recycling facilities with the help of customer and employee programmes.

We work with best-in-class recyclers to maximise the potential of the recycling materials stream and drive our efforts to close the loop for key materials. We define best-in-class recyclers as those capable of recovering materials at high rates and doing so with a better environmental and safety performance. We verify recyclers' compliance with our Supplier Code of Conduct and Supplier Responsibility Standards through third-party assessments. In addition, we look for our recyclers to maintain regional leading certifications, such as WEEELABEX, e-Stewards® or R2. We assess our recyclers regularly for compliance with standards, regulations and best practices in the areas of labour and human rights; security; and environment, health and safety (EHS).

In 2023, we conducted 91 recycler assessments. We've increasingly sought out specialised providers capable of handling specific material streams to enhance the quantity and quality of materials. This global footprint of recyclers also helps us build a more resilient recycling supply chain and innovate with more suppliers around the world.

Education and training can help us improve recovery rates for our products. We've invested deeply in this because it provides recyclers with the information they need to improve efficiency, quality and capacity. We work with recyclers to continue devising new recycling solutions that can be shared through training and ongoing support. We help these partners develop the ability to disassemble our products and recover as much material as possible while minimising waste.

We continue to expand our [Apple Recycler Guides](#) to provide up-to-date recycling guidance across our products. Our engineering teams develop these guides to help professional recyclers optimise recovery and complete the processes using the tools and procedures available to them. The guides provide valuable insights into the recycling process, including recommendations for directing disassembled parts to downstream facilities for resource recovery. We're increasing the market availability of high-quality recycled content by improving material recovery rates.

Through the Apple Education Hub, part of our Supplier Employee Development Fund, we've also supported our US recyclers in their efforts to improve recycling capacity, quality and efficiency with a lean manufacturing educational programme. Embracing lean methodologies and management systems can bolster employee engagement, mitigate safety issues and improve recycling economics. Read more about these programmes in our [People and Environment in Our Supply Chain 2024 Annual Progress Report](#).

We're also continuing our partnership with Atea – a leading provider of IT infrastructure solutions in the Nordic and Baltic regions – to collect end-of-life iPhone devices for recycling with our Daisy robot in the Netherlands. We encourage our customers around the world to return end-of-life devices to Apple so that materials can be reintroduced to the circular economy. To learn more about our recycling programmes, visit the [Apple Reuse and Recycling Programme web page](#).

Apple 2030

Resources

Smarter Chemistry

Developing new approaches to disassembly and recovery

Innovation plays a key role in realising the potential of recycling Apple products. We continue to develop better, more efficient means of disassembling products that maximise material recovery while minimising waste. Our Material Recovery Lab (MRL) – an R2-certified facility in Austin, Texas – focuses on assessing the recyclability of our products, helping inform design decisions that support disassembly and recovery. The MRL’s work has led the way in automated approaches to material recovery with our robots Daisy, Dave and Taz.

We’re also developing new technologies at our R2-certified asset recovery centre in Santa Clara Valley, California, which uses automation and machine learning to facilitate recycling processes that typically require manual sorting, which can be time intensive and error prone. In 2023, we deployed autonomous mobile robots (AMRs) to transport materials across our operations, as well as an automated product sorter that uses machine learning to identify and sort our products into 17 categories. These technologies improve material handling and sorting efficiency, which has a direct impact on the material capacity of our operations. This work aims to create low-cost solutions that our suppliers can deploy to recover more materials, freeing up their employees for more complex tasks that can’t be automated easily.

We’re also working to improve the material handling efforts of demanufacturing. Last year, we began deploying overhead projector-based augmented reality systems to recyclers, which project instructions for demanufacturing processes onto the work surface. These systems are designed to further improve safety, productivity and efficiency.

Designing for the next generation of recycling

We’re committed to a long-term approach to recycling innovation, relying on and continually improving current approaches, while nurturing new and emerging technologies. And we continue to support initiatives that set out to redefine disassembly and material recovery.

We’re investing in recycling innovations that could have industry-wide impacts. For several years, we’ve worked with Carnegie Mellon University’s Biorobotics Lab in the School of Computer Science’s Robotics Institute to identify and disassemble e-scrap. This project has the potential to enable recyclers to recover the materials at a higher quality. The software we develop will be open source and available to others in the industry who are working to maximise the recovery of recyclable materials. We’ve also collaborated with the lab to improve the accuracy of disassembly and the recovery of materials through X-ray imaging combined with RGB imaging. And we’re optimising our robots’ ability to

handle objects and adjust to contact, enabling them to “feel” by using high-frequency force feedback and machine learning. Through this work, we’re driving towards developing truly intelligent disassembly technology. Learn more about Apple’s research with Carnegie Mellon University in our [white paper](#).

Advanced disassembly

Daisy: In 2023, we expanded the capabilities of Daisy, which can now disassemble 29 iPhone models into discrete components. Daisy can disassemble up to 1.2 million phones each year, helping us recover more valuable materials for recycling. From just one tonne of iPhone main logic boards, flexes and camera modules recovered by Daisy, our recycling partner can recover the same amount of gold and copper as can be obtained from more than 2,000 tonnes of mined rock.⁶⁸ The US Patent and Trademark Office issued Apple with five patents related to Daisy, and we’re willing to license these to researchers and other electronics manufacturers who are developing their own disassembly processes, in the hope that they will follow suit and work to increase the share of recycled materials in the supply chain.⁶⁹

Dave: A robot that enables the recovery of rare earth magnets as well as tungsten and steel by specialising in the disassembly of the Taptic Engine. As of 2023, Dave is operating at our recycling partner in China.



As of 2024, Taz is operating at our recycling partner in China.

Taz: Helps recycle modules by separating magnets containing rare earth elements from audio modules. While rare earth elements are typically lost in conventional shredders, Taz is designed to access

these valuable materials, improving our overall recovery rate. As of 2024, Taz and Daisy are operating at our recycling partner in China.

Water

We aim to advance water security and protect communities in the places where we and our suppliers operate through actions that improve freshwater availability, quality and equity.

Strategy

Water is a local resource, so our strategy is context based and respectful of local conditions where we and our suppliers operate. We collect and analyse data and site-level feedback to make sure we understand our water impact. We use tools such as the World Resources Institute (WRI) Aqueduct Water Risk Atlas to gain insights into local watershed health, such as baseline water stress.

We've developed a water footprint to understand how we use water across our value chain – in our own operations, our services and our manufacturing supply chain. Through our water footprint efforts, we've identified that 70 per cent of our corporate water use occurs in areas with high or extreme basin stress, and that the majority of our water-related impact is in the manufacturing supply chain.⁷⁰

We use these insights to inform our water programme priorities. And we work directly with our suppliers to ensure that they have robust policies, are managing their wastewater systems efficiently and are reducing their overall consumption by reusing wastewater. We partner with over 240 supplier facilities to guide them towards world-class water conservation and management.

We know we can't address water stewardship challenges alone. Making a meaningful impact on water requires collective action. To do that, we must go beyond our own operations to collaborate with communities and work in basins on stewardship, replenishment and WASH (water access, sanitation and health) projects throughout our value chain.

We focus our work on five strategic pillars:



Low-water design

Minimising water impact in the design of products, services and sites



Site efficiency and conservation

Improving the performance of existing sites and processes



Site-level water stewardship

Demonstrating responsibility beyond our facilities through watershed-level management



Replenishment and nature-based solutions

Improving water availability, quality and access through regenerative approaches



Leadership and advocacy

Advancing water management through policy, advocacy and technology innovation

2023 progress

31.2M
gallons

We've collaborated with partners on freshwater replenishment projects, resulting in 31.2 million gallons of volumetric water benefits.

20
suppliers

We've certified 20 suppliers and five data centres to the AWS Standard.

42%
reuse rate

Through our Supplier Clean Water Programme, we've supported an on-average 42 per cent reuse rate across our 242 participating supplier facilities

Low-water design

We approach low-water design by first focusing on site selection, conducting a water risk evaluation to determine whether a potential site is in a water-stressed area. The results inform our site selection and help mitigate the impact of our expected water use. We then design solutions to manage the quality of the waste water that we return to the watershed.

In our corporate operations, we discharge the majority of our waste water to the sewer system. Up to 54 per cent of the water that we use at our corporate locations is discharged back into the local water system rather than consumed.⁷¹ We monitor the water quality from sites where we have an industrial wastewater discharge so that each location meets or exceeds local discharge requirements.

At our Capstone campus in Austin, Texas, we aim to achieve net-zero water use by relying on an onsite wastewater reuse system, as well as condensate recovery and stormwater capture, limiting potable water use to potable purposes only. This effort

will save up to 60 million gallons of freshwater use annually.⁷² Using waste water for cooling will also allow us to achieve 28 million kilowatt hours in energy savings annually at the location. In total, our low-water design efforts avoided 150 million gallons of freshwater use in 2023.⁷³

In our supply chain, the majority of water is used during manufacturing. For example, in 2023 we continued an initiative that focuses on eradicating potential hazards associated with liquid discharge throughout our manufacturing supply chain. The purpose of the initiative is to enhance and support our electrochemical metal-finishing processes, such as anodising. This effort incorporates cutting-edge technologies, including optimal water management, modular filtration and recovery units, acid recovery systems and evaporators. Pilot lines have demonstrated success during the enclosure anodising process, with recovery and reuse rates reaching 75 to 80 per cent for water and more than 95 per cent for acid. This process improvement has the potential to save hundreds of millions of gallons of water annually when applied at scale.

Site efficiency and conservation

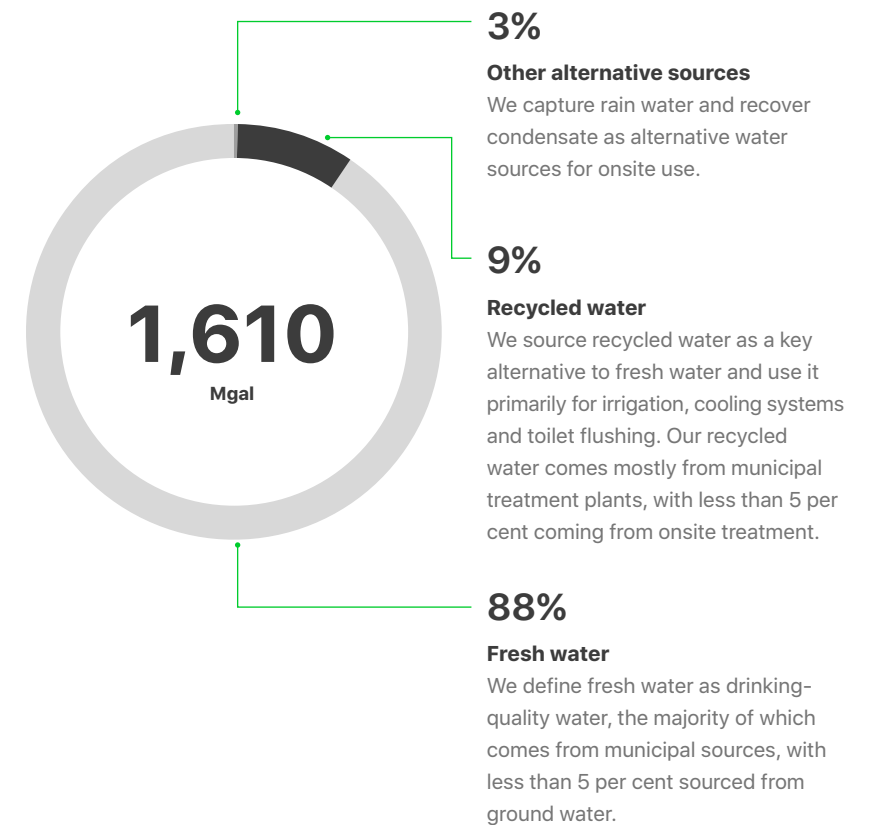
Next, we identify steps to use less fresh water in our existing operations, prioritising regions where our efforts can reduce stress on local watersheds immediately.

In 2023, our facilities used about 1.6 billion gallons of water in our direct operations – a 5 per cent increase from 2022 – driven mostly by increases in our corporate campus portfolio. However, through our site efficiency and conservation efforts, we saved 79 million gallons of fresh water in 2023.⁷⁴ Last year, alternative water sources accounted for about 12 per cent of our total corporate water usage – primarily from municipal recycled water sources. Additional efficiency and conservation accomplishments include:

- We used rainwater capture systems to source 9 million gallons of water at Apple locations in Texas, North Carolina, Ireland, Taiwan and Japan.
- In 2023, we captured 2.6 million gallons of condensate from our condensate recovery systems in Santa Clara Valley and Austin.
- At Apple Park, we completed a new blending tank project that will enable us to replace up to 18 million gallons of potable water with recycled water per year.

WATER USE AT CORPORATE FACILITIES

We track our corporate water use for our data centres, retail stores, distribution centres and corporate offices



At our data centres, server upgrades in 2023 resulted in 12 million gallons of water saved. We’ve also piloted a resin water treatment system that reduced make-up water use by 30 per cent and discharge by up to 60 per cent.⁷⁵ Based on this success, we’re implementing this technology at our data centres in Prineville, Oregon, and Mesa, Arizona.

We also continued to pilot a plant-based water treatment using sustainably harvested sphagnum moss at several data centres, helping eliminate the need for biocides and corrosion inhibitors. This system, which uses compostable, natural sphagnum moss to improve water quality, can further support water savings. We implemented this at our Reno, Nevada, and Maiden, North Carolina data centres and have begun a permanent installation in Mesa, Arizona.

Our supply chain accounts for 99 per cent of our total water footprint, based on our detailed water inventory. We require our suppliers to maintain the high standards for water discharge outlined in the Apple Supplier Code of Conduct. Through our Clean Water Programme, we help suppliers minimise process water impacts and adopt best practices in water management and wastewater treatment.

Since the programme’s launch in 2013, the average reuse rate of the 246 participating suppliers has increased to 42 per cent, saving our suppliers 12.7 billion gallons of fresh water in 2023 and a total of over 76 billion gallons of water savings.⁷⁶ These savings come from a range of initiatives, such as the reuse of reclaimed water, upgrades to water-efficient equipment and counter-current rinse methods.

Site-level water stewardship

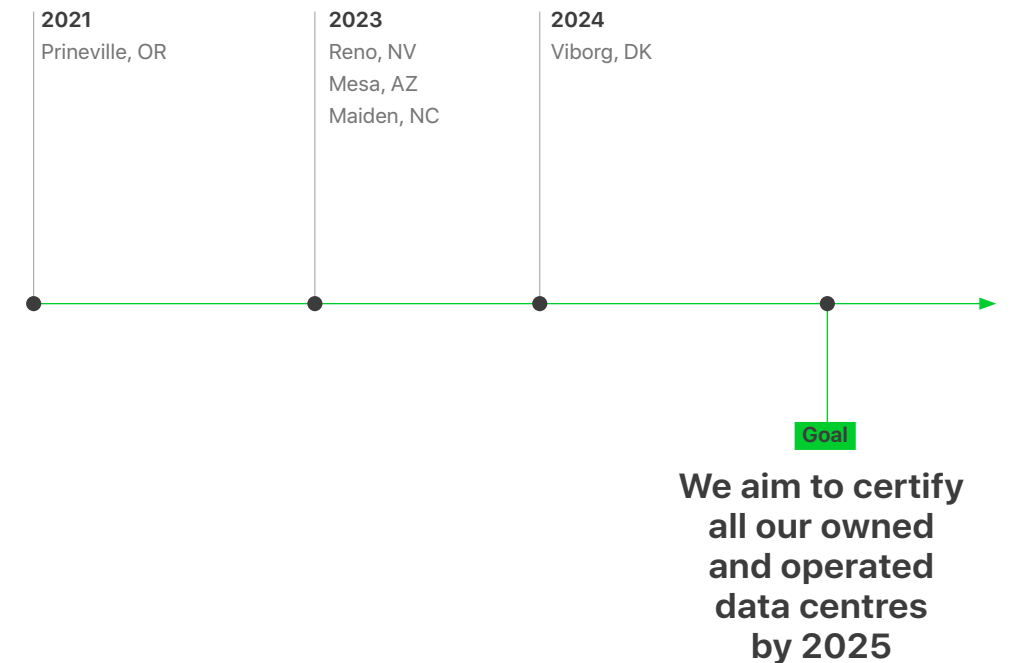
We engage with the communities around our facilities for the protection of local watersheds. Since 2018, we’ve partnered with the Alliance for Water Stewardship (AWS) to advance the AWS Standard – the first global framework to measure responsible water stewardship across social, cultural, environmental and economic criteria. In 2020, we joined the AWS board of trustees to highlight water stewardship opportunities to our suppliers and promote collective action on shared water challenges affecting the sector.

Through AWS, we’ve certified five of the seven data centres that we own and operate in Prineville, Oregon; Reno, Nevada; Maiden, North Carolina; Mesa, Arizona; and Viborg, Denmark. We’re on track to certify the remaining two Apple-owned-and-operated data centres by 2025.⁷⁷

Since 2018, 20 of our supplier sites have been certified to the AWS Standard, 16 of which achieved a Platinum rating – the highest score within the AWS framework. In May 2023, we partnered with AWS and the Suzhou Industrial Park Administration Committee to conduct a training session for Suzhou Industrial Park (SIP) tenants. This training promoted water stewardship and helped establish a more comprehensive water management system for their factories, including Apple suppliers.

CERTIFIED DATA CENTRES

Number of Apple-owned data centres certified by Alliance for Water Stewardship



Apple 2030

Resources

Smarter Chemistry

Replenishment and nature-based solutions

Replenishment and nature-based solutions are essential tools for addressing water availability, quality and access. Our goal is to replenish 100 per cent of our corporate freshwater withdrawals in high-stress locations by 2030.⁷⁸ This work began in 2022 with projects in Southern California and India, and grew in 2023 with contracted projects in two key locations: Northern California, home to our corporate headquarters, and the Colorado River Basin, home to our Mesa data centre.

Our 2023 projects included:

Invasive Species Removal in Southern California:

Funded the removal of the invasive *Arundo donax* cane species in the San Fernando Valley area of the Los Angeles River watershed. This plant monopolises resources, displacing wildlife and stressing local watersheds. This removal effort by the Council for Watershed Health (CWH) addresses water availability in the watershed, which feeds the greater Los Angeles area.

This project will save an estimated 21 million gallons of water annually.

Drinking Water Supply in India: Provided drinking water in partnership with the Uptime Catalyst Facility in India. This total exceeded our corporate freshwater withdrawals for the year. Uptime operates an innovative, performance-based programme that enables Safe Water Network and their community partners to maintain and distribute clean, affordable water in Telangana and Maharashtra through more than 300 kiosks.

This programme provided approximately 23 million gallons of drinking water in 2023.

Forest Restoration in Arizona: Started an initiative with Salt River Project to restore approximately 30,000 acres of degraded and at-risk forest in a source watershed for the Phoenix metropolitan area, which includes our Mesa data centre. Our agreement will increase the pace and scale of efforts by the US Forest Service and the Arizona Department of Forestry and Fire Management to strategically thin forests in Northern Arizona at high risk of severe wildfire, which can severely degrade water supplies.

In 2023, the project provided estimated water benefits of 8.2 million gallons. Apple’s support for the project is expected to result in 1.8 billion gallons of volumetric water benefits over the next 20 years.

Floodplain Restoration in Northern California:

Collaborated with River Partners – a leader in large-scale, multi-benefit river restoration – on a project that helps restore native vegetation and wetlands on 750 acres of farmland at the confluence of the Sacramento River, Feather River and Butte Creek. The work also supports the migration and rearing of all four runs of Chinook salmon in the Sacramento River Basin. Our first project in Northern California addresses the critical need to increase floodplain habitat, connectivity and function for both the environment and communities in California’s resource-rich Central Valley. This project will restore the river ecosystem and improve the safety and reliability of the state’s flood control system.

Our support is expected to result in nearly 5 billion gallons of volumetric water benefits over 20 years.

Advocacy efforts and local partnerships

Our work in water afforded us another opportunity: to lead with others and push for change across industries. We collaborate with groups, including AWS and the Responsible Business Alliance (RBA), and we speak at conferences and engage with audiences driving impact within their communities and industries

Our 2023 outreach efforts included:

• **Volumetric Water Benefit Accounting methodology:** Engaged in the development of the next phase of this methodology with the World Resources Institute (WRI) to further technical standards in the sector.

• **University of Oxford and Uptime:** Contributed to the briefing paper “Reducing uncertainty in corporate water impact: The role of Results-Based Contracting for drinking water supply”, which explains the efficiency and effectiveness of these contracts in delivering corporate funding to augment drinking water supply in developing regions.⁷⁹

• **Ceres Global annual conference:** Addressed the investor community to highlight the business case for focusing on water impact.

• **UN 2023 Water Conference:** Presented on the importance of expanding the adoption of water stewardship approaches.

• **AWS Global Water Stewardship Forum:** Participated to share our expanded strategic initiatives at our corporate sites and indirect supplier efforts.

• **Catawba-Wateree Water Management Group:** Joined the Advisory Board to partner locally on sustainable water management in high water withdrawal basins in which we operate. This organisation oversees water management in the Catawba-Wateree Basin, home to our Maiden, North Carolina data centre.

• **Water Champion Field Trip:** Hosted 28 brand leaders, suppliers and local partners to tour nature-based solutions and wetland restoration projects aimed at reducing water pollution to raise awareness of water issues and water stewardship.

• **Frank Water:** Continued our partnership with the India-based organisation that works alongside local partners to support access to safe water, sanitation and hygiene. In 2023, the grant supported the expansion of the organisation’s programming from focusing on Bangalore to also include Chennai. This involved implementing the Decision Support System and stakeholder engagement mapping tools, designed with our support, in a new critical region of India.

Zero waste

We're committed to eliminating waste sent to landfill – and the environmental costs that come with it. At our offices, retail locations, data centres and construction sites, we're implementing systems and adopting approaches to avoid sending waste to landfill, and we ask the manufacturers in our supply chain to do the same. Our focus is on innovative approaches to eliminating waste generated during manufacturing and engaging with local specialised recyclers and composters to redirect materials from landfill.

Approach



Measuring our progress

Understanding the amount of waste that we divert at the source and our ability to protect the communities where we and our suppliers operate.



Prioritising waste-free operations

Reducing waste at our own facilities and those of our manufacturing suppliers.



Driving waste diversion and elimination

Using zero-waste approaches at our offices, retail locations and data centres.



Partnering for waste reduction

Promoting and supporting programmes and practices for our manufacturing suppliers. And working with specialised recyclers and composters to redirect materials from landfill.

2023 progress

74%

diversion rate

In 2023, we achieved a waste diversion rate of 74% for the waste generated in our corporate operations.

3M

tonnes

As a result of Apple's Zero Waste Programme, 3 million tonnes of waste were redirected from landfill by supplier facilities.

185+

facilities

More than 185 Apple supplier facilities across 11 countries and regions are zero-waste assured by UL Solutions.



In 2023, our facility in Viborg, Denmark, became the third to receive TRUE Platinum certification, which requires more than 90 per cent of waste from a facility to be recycled, composted or redirected for reuse.

Apple 2030

Resources

Smarter Chemistry

Reducing waste at our corporate facilities

We're reducing the amount of waste generated in our corporate operations and directing more to recycling programmes. In 2023, recycling and composting efforts allowed us to achieve a waste diversion rate of 74 per cent – up from 71 per cent in 2022. We also limited landfill waste from our global operations to about 17,400 tonnes.⁸⁰

We've continued our efforts to make progress on waste diversion since achieving our first zero-waste certification – UL Solution's Zero Waste to Landfill Validation – in 2015 for our campus in Cork, Ireland. In 2023, our Taiwan Technology Centre became the second Apple facility to receive the UL Solutions Zero Waste to Landfill Validation.⁸¹ Our corporate offices in Sacramento, California, as well as our data centre in Viborg, Denmark, received TRUE certification in 2023, joining our data centres in Mesa, Arizona, and Prineville, Oregon.⁸² These facilities achieved TRUE Platinum, the highest certification level. TRUE recognises facilities that divert more than 90 per cent of waste for recycling, compost or reuse.

Promoting material reuse, composting and waste diversion across our corporate and retail locations

We prioritise finding opportunities to recycle construction and demolition waste and recently accomplished the following:

- In 2023, our recycling and source separation from corporate office and data centre construction and demolition efforts resulted in a waste diversion rate of 88 per cent – approximately 23,600 tonnes.
- New initiatives at our San Diego and Culver City campuses, alongside more than 30 participating locations, achieved an average diversion rate of 91 per cent.
- We also developed several specialised recycling initiatives to return materials to their original supplier. The programme salvaged more than 100 tonnes of material, yielding over 50 tonnes of both ceiling tile and sheetrock, over 40 tonnes of carpet tile and over 6 tonnes of glass to reuse the materials in new products.

Reusable Air Filters: In 2023, we switched fully to reusable air filters to reduce waste sources, such as packaging materials and commonly used equipment. Previously, no off-the-shelf reusable air filters were available for our application. In 2019, we partnered with an industry-leading automotive filtration and technology company to design a sustainable solution that met very specific design criteria for our design centres. And to date, more than 58,000 reusable high-performance air filters – which are also available for other companies to use – have been placed in Apple-managed facilities worldwide. By replacing disposable air filters with reusable ones, we avoid sending 25 tons of dirty filters to landfill each year. Furthermore, the reusable air filters are more energy efficient, leading to 35 per cent savings in fan energy use.

Managing hazardous waste: We remain committed to managing hazardous waste safely and responsibly. To make sure that waste is treated, recycled or incinerated in accordance with safety and environmental standards in the US, Apple performs audits of treatment, storage and disposal facilities (TSDFs), with seven performed in 2023. We continually re-evaluate the facilities that dispose of and manage hazardous and regulated waste, working to assess disposal methods, availability, economics and sustainability.

25 tons

We partnered with an industry-leading automotive filtration and technology company to design a sustainable air filtration solution that helps avoid sending 25 tons of dirty filters per year to landfill.

Taking a zero-waste approach with our suppliers

We're committed to zero waste. Apple employees, suppliers, recyclers and waste solution providers are central to achieving this goal. Since we launched the Zero Waste Programme for our manufacturing partners in 2015, we've continued to make considerable progress. And we've expanded this programme to include more than 350 supplier facilities across 13 countries and regions.

We require our suppliers to take part in our Zero Waste Programme as part of our Supplier Code of Conduct. Suppliers must implement a systematic approach for identifying all waste sources and characterising each stream in the waste inventory, developing a programme or solution to quantify and monitor their waste-to-landfill diversion rate, setting waste minimisation goals, and maintaining progress towards achieving zero waste to landfill. Our Zero Waste Programme provides training and tools to help suppliers track their waste, set waste minimisation goals and create improvement plans for achieving zero waste in their operations.

In 2023, the Supplier Zero Waste Implementation Plan became part of our assessment requirement, following a year of training and piloting. Now all our key manufacturing suppliers must implement the Zero Waste Programme, which includes evaluating their performance against the programme's criteria.

As part of the Supplier Code of Conduct requirement, we also require more than 1,000 supplier production facilities to report waste inventory to Apple annually. Facilities have received training and templates to record and classify waste data correctly and document the visible diversion rate. To verify the waste data quality, we partnered with third-party auditors to conduct sample evaluations, which focused on waste classifications, waste data record-keeping and reporting, and reasonable waste treatment methods.

We provide all facilities participating in the programme with resources and guidance on how to reduce waste and reuse, recycle or compost waste. Suppliers at these locations can also access tools to improve waste management and, in some cases, onsite support. The programme is making an impact: In 2023, suppliers redirected more than 497,000 tonnes of waste from landfill, bringing the total to 3 million tonnes since the programme's inception – equivalent to eliminating 3.7 million square metres of landfill space. Throughout 2023, 100 per cent of established final assembly sites maintained zero-waste-to-landfill operations.⁸³

And we're working on the next challenge in achieving zero waste, which is a level deeper into the subassembly module suppliers who assemble the individual components of Apple products. The waste stream at this level is often more complex than at final assembly sites, but we're making progress. As of 2023, more than 300 module suppliers have participated in the Zero Waste Programme since its inception – including those who provide core


technology components, displays, PCB and flex, packaging and enclosures. They've diverted more than 352,000 tonnes of waste from landfill.

Pushing towards zero-waste innovation

We use novel recycling strategies and approaches to divert greater quantities of waste from landfill in our supplier facilities at greater rates. We also pursue material solutions to affect the waste streams coming into these facilities to simplify and maximise the recyclable content that our suppliers work with.

Plastics comprise one of the major waste streams in our supply chain. For this reason, we've focused our efforts on reducing the amount of plastic waste generated during manufacturing. In 2018, we partnered with a key material vendor to develop components that have helped our suppliers reduce waste. These include recyclable protective films (RPFs) that safeguard products during manufacturing and reusable trays used to deliver modules securely through assembly sites.

We're also working to reduce more complex waste streams, including processing chemical waste found further upstream in our supply chain. One typical process waste is coolant – a chemical material used to cool the surface of machinery involved in manufacturing components such as enclosures. To avoid sending coolant waste to landfill or an incinerator, we launched a series of coolant reduction initiatives in our enclosure supply chain. We focused on reducing coolant usage by implementing minimum quantity lubricant (MQL)



In 2023, we switched fully to reusable air filters to reduce waste sources, such as packaging materials and commonly used equipment.

Apple 2030

Resources

Smarter Chemistry

technology, an ultraviolet or ozone approach to recycling coolant, and end-of-life recycling. These initiatives have reduced more than 20,000 tonnes of coolant-containing waste in the past year.

Engaging with suppliers to reduce waste

We work closely with our suppliers to realise our zero-waste goals. This work faces a range of challenges, including a lack of access to recycling technologies, the absence of local infrastructure and the lower value of recyclable material that affects the economics of recycling.

In 2023, we focused on reducing a significant portion of plastics in the manufacturing and transportation of our products. With packaging, we've already made significant progress in transitioning to fibre-based materials. We're now working to extend that success to the packaging module components used by our suppliers during transportation and at assembly sites. Our suppliers have developed fibre alternatives to replace plastic films, foams and bags. The initial pilot, launched in 2022, focused on reducing waste associated with iPad; the programme now includes iPhone, Mac, Apple Watch and AirPods. Since this effort began, our suppliers have saved 3,600 tonnes in plastic used while manufacturing and transporting our products.

The Waste to Resource database that we designed provides access to available technologies and local recyclers that we've recommended for the suppliers we work with. The database includes information on more than 1,500 resources across more than 250 cities in China, Thailand, India and Vietnam – a number that grows as we and our suppliers share valuable resources through the database. As more of our suppliers achieve their zero-waste goals, we're able to learn and share more information. We plan to make this resource public for the benefit of the entire electronics industry.

One example of a resource benefiting the industry is a tool developed by Apple and UL Solutions – our partner that validates zero-waste efforts. The tool provides the first-ever supply chain zero-waste management system assurance programme, enabling third-party zero-waste verification at a systems level rather than at a site level. The assurance procedure has allowed us to accelerate the verification process significantly and establishes a new model that companies across industries can employ to verify zero-waste programmes at scale. This streamlined approach has brought even more suppliers into our programme, with more than 185 facilities assured in 2023 by UL Solutions – 35 more than the previous year.⁸⁴

We also provide support for our suppliers in verifying their zero-waste efforts. Since launch, the foundation of our Zero Waste Programme has followed the UL 2799 Zero Waste to Landfill Environmental Claim Validation Procedure (ECVP), which requires at least

90 per cent diversion through methods other than waste-to-energy. Through this standard, our supplier facilities can be certified against clear benchmarks for waste diversion, including Platinum, Gold and Silver levels of verification. We've spent the last seven years expanding this programme throughout our supply chain, with suppliers in China, India and Vietnam becoming UL validated. Since we switched from individual site verification to system-level verification, suppliers participating in the assurance programme can easily apply their verification statements from UL.

Supplier capability development

To address the challenge of waste classification for suppliers across different countries and regions, we've created the Apple Recommended Waste Category List, which provides standardised guidance on how to classify different types of waste. This has been implemented widely and used by suppliers in the Zero Waste Programme. Suppliers have also received access to training and coaching on waste classification to support their efforts in separating waste while promoting waste reduction, reuse and recycling.

The data we've aggregated summarises the top 10 waste streams – including plastics, papers and metals – and their corresponding diversion solutions. This provides a valuable perspective on the waste footprint across our supply chain; it also shows us where we can expand our efforts on material utilisation to reduce the amount of waste sent to incineration or landfill.

Starting in 2022, Apple organised a series of webinars with suppliers, policymakers and industrial leaders to share their experiences in the Zero Waste Programme with participating suppliers and those who plan to join. These sessions provide an opportunity to discuss lessons learnt in implementing the Zero Waste Programme, best practices around the compliance requirements of waste management, and emerging recycling and reduction technologies.

We're focused on expanding the impact of the Zero Waste Programme in our supply chain and beyond. In 2023, we launched a zero-waste education initiative in India. Supported by our Supplier Employee Development Fund, we've been able to design a series of zero-waste-related training specific to India for supplier leadership, employees and members of local communities.

We've offered several learning programmes in India that cover sustainability basics, the roadmap for achieving zero waste, and best practices in waste management. These include supplier classroom sessions in Bangalore and Chennai focused on leadership capabilities and training to help scale the Zero Waste Programme, as well as community e-learning resources to introduce sustainable living, domestic composting and basic waste management beyond the workplace that can benefit everyone.

FEATURE

Green buildings

Whether we're constructing a data centre or corporate office or restoring a historic site to house a retail store, we have an opportunity to advance our vision of the world we'd like to live in – one that's inclusive and accessible, reflects the value we place on creativity and innovation, and furthers our environmental goals.

Our environmental approach to design and construction adheres to industry-recognised best practices for green buildings that promote renewable energy, water conservation, energy efficiency and responsible material sourcing. As of 2023, 108 of our corporate offices, data centres and retail stores across the world, totalling more than 18 million square feet of green building space, are Leadership in Energy and Environmental Design (LEED) or Building Research Establishment Environmental Assessment Method (BREEAM) certified.

Our global footprint requires us to adapt to the needs of different locations and climates, while pursuing our overall objectives. In 2023, two Apple sites in Israel and Spain earned LEED Gold certification, and one location achieved Platinum certification – our first in Southern California to do so. A building on our Culver City campus demonstrated reductions of more than 45 per cent in indoor water use and more than 15 per cent in energy use. For construction and demolition waste, the site diverted more than 75 per cent of materials. The location was also recognised for its ease of commuting, including its proximity to seven public transport routes as well as the availability of bike racks and showers for employees who cycle to work.

We take a similar environmental approach to our retail store development. In Mumbai, India, we opened Apple BKC – our first retail location in the nation – which earned LEED Platinum certification. The store's energy-efficient design, use of natural light and onsite photovoltaic panels helped achieve energy savings of more than 40 per cent, and its low-flow fixtures and onsite grey water recycling reduced water consumption by more than 84 per cent. The site also diverted

95 per cent of the construction waste from landfill while using sustainably harvested wood for the ceiling, furniture and fixtures. The success of these efforts resulted from a strong partnership with our local landlord partner, who shared our values and priorities, ensuring that our collective environmental objectives were achieved.

Our new Apple Battersea retail location in the historic Battersea Power Station in London is trending to achieve a BREEAM Very Good rating. The development of the store and offices resulted in a 99 per cent rate of diversion for construction waste. The retail store project uses our newest and most sustainable design language and materials, which focus heavily on low-carbon design elements, including a biopolymer terrazzo floor, sustainably harvested wood, reduced steel tonnage and an acoustic baffle ceiling.

Each Apple building needs to co-exist with its environment while meeting our standards for human-centric design. We work hard to strike this balance and harness the creativity and innovation that these challenges demand.



Our environmental approach is mindful of energy and resource use. Apple BKC earned LEED Platinum certification.

108

As of 2023, 108 Apple buildings worldwide are LEED or BREEAM certified for environmental performance.

Apple 2030

Resources

Smarter Chemistry

Approach


Mapping

Assessment

Innovation

Smarter Chemistry

Displaying smarter thinking
iPhone 15 models use arsenic-free glass and are also free from mercury, brominated flame retardants and PVC.



Approach

Smarter Chemistry

We identify and use the chemicals and materials that best serve our priorities of safety, performance and the environment. This approach is the foundation of smarter chemistry – and it underpins our efforts across our supply chain.

Smarter chemistry is our approach to proactively promoting the use of safer materials and chemicals. We identify chemicals that balance our priorities – including safety and performance – minimising our environmental impact. The programme supports the steps we’re taking towards a circular supply chain by reducing the recirculation of potentially harmful substances, and it contributes to a healthier workplace for our manufacturers and suppliers.

We focus on limiting chemical exposure through the commonly used hierarchy of controls. The concept consists of five actions that organisations can take with materials:

- Elimination
- Substitution
- Engineering controls
- Administrative controls
- Personal protective equipment (PPE).

We prioritise elimination and substitution, and when no alternative is available to eliminate or substitute potential exposure, we rely on engineering and administrative controls to safeguard against hazard exposure.

Our programme involves establishing safety requirements that often exceed local industry standards and supporting our suppliers. We’ve created standards and programmes to support these efforts, including the rigorous requirements defined in our [Regulated Substances Specification \(RSS\)](#) and the deep supply chain engagement through our [Full Material Disclosure \(FMD\)](#) and [Chemical Safety Disclosure \(CSD\)](#) programmes.

Maintaining comprehensive information on the chemicals and materials we use is essential. It helps us better protect the people who design, make, use and recycle our devices. This information also informs our efforts to protect the environment and work alongside leading members of the scientific community, NGOs and industry organisations to push for the development and broad adoption of safer alternatives. We also share what we’ve learnt in creating these systems with others in the industry – and we push for change that can transform product manufacturing.

Advocacy and leadership are needed to make this happen. We’re committed to this role – pushing to broaden the use of safer and more sustainable materials based on smarter chemistry – and working with our suppliers and material manufacturers to create alternatives that can help move our industry forward.

Strategic pillars



Mapping

Engaging our supply chain partners to comprehensively identify the processes and chemicals in the materials used to make our products. This allows us to drive change that goes beyond what’s required for regulatory compliance.




Assessment

Assessing the potential human health and environmental risks of material chemistries to evaluate compliance with our requirements and inform product design.



Innovation

Driving the development and use of innovative materials that enable the creation of groundbreaking products and support industry-wide change.



We test all our products, and place special attention on materials that come into prolonged skin contact.

Mapping

We're committed to creating products of the highest quality – and that commitment extends to the health and environmental impact of everything we make.

Through collaboration, we can build a comprehensive view of the chemicals in the materials that we use and drive improvements in how we make our products.

Our Full Material Disclosure (FMD) programme maps the materials in our products and their chemistries, while our Chemical Safety Disclosure (CSD) programme tracks the materials used to manufacture our products. We drive our supply chain partners to collect in-depth information on the material chemistries they use, including their purpose, the amount consumed and how the chemicals are applied, stored and handled. We also work closely with our partners to review the steps they're taking to protect their employees.

And we examine the effects of material chemistries across a product's life – from design and manufacturing to the customer experience and, ultimately, recycling and recovery. This information guides our decisions when it comes to health and environmental risks. The changes we're making have an impact beyond our footprint and across our industry, supporting our efforts to build responsible circular economies at scale.

Building a comprehensive view of the materials in our products

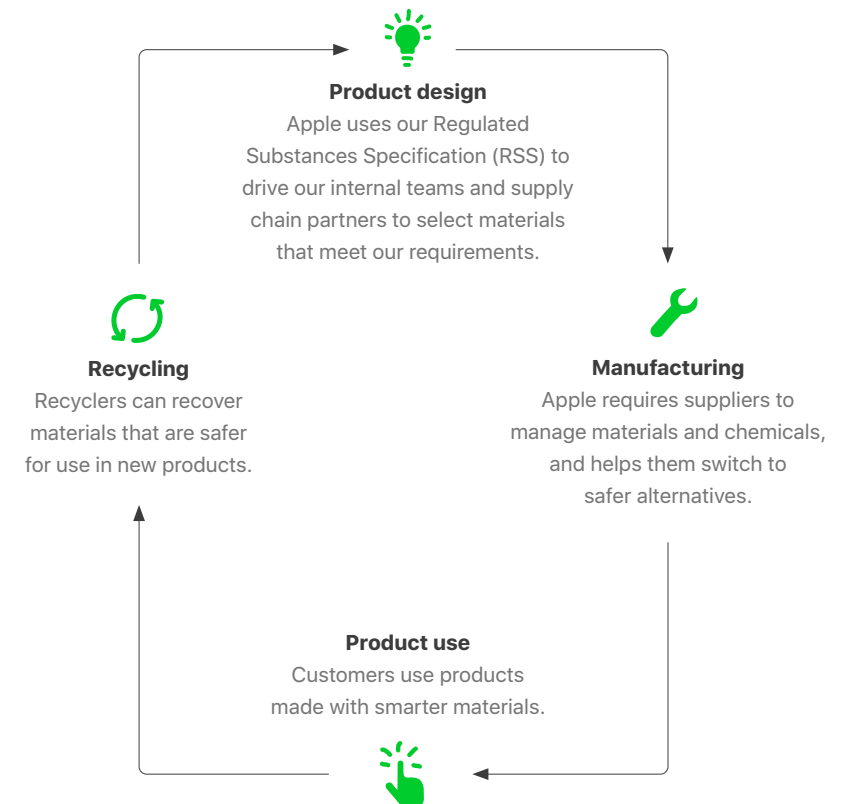
We rely on detailed and comprehensive information to guide our decision-making on material chemistries. The FMD programme, launched seven years ago, aims to catalogue and map each chemical in the materials used in our products. Material manufacturers provide thorough reporting on material compositions from deep within our supply chain – proprietary data that's shared through our secure data collection system. This system enables us to make informed choices about the materials that are used. For iPhone, iPad and Mac products released in 2023, we collected detailed chemical information on 93 per cent of each product on average, by mass. For Studio Display, we collected information on more than 95 per cent of the product by mass.

Our suppliers are required to participate in the programme. Collectively, they share information on thousands of materials used to manufacture our products. To make this process easier, we've implemented an advanced collection system for suppliers, with access to a library of more than 60,000 materials, which have been researched and validated by Apple. Our suppliers use this library to select the materials they use in our products. When a material that a supplier uses isn't yet listed in our library, we authenticate the new material with documentation from the manufacturer that provides it.

The FMD programme includes tens of thousands of parts and assemblies across our product lines. We prioritise high-volume materials and those that come under prolonged skin contact, which we look at closely for biocompatibility. The programme helps address a challenge that's faced across our industry: the lack of visibility into the chemical composition of materials. To reduce potential toxicological risks and pursue opportunities to develop better chemistries, we rely on deep knowledge of the materials used. Through the programme, we're able to identify these opportunities to improve and contribute to our safety and environmental goals.

PRODUCT LIFE-CYCLE

Smarter chemistry matters at every stage in the product life cycle



The comprehensive materials library helps inform decisions across our product life cycles. It drives better material selection by our supply chain partners through the RSS, and it provides a foundation for assessing the materials that we specify, how our products are manufactured and, eventually, how they'll be recycled. We use innovative approaches to this process, including machine learning to digitise data from chemical tests so that this information can be assessed more easily. And we're finding ways to share this information by supporting the development of industry standards that will help encourage the exchange of data on materials. These efforts support our goals of improving the safety of our products, as well as the broader electronics industry and beyond.

Creating an inventory of chemicals used in manufacturing

The Apple Supplier Code of Conduct and Supplier Responsibility Standards outline our requirements for our suppliers in the areas of health and safety, labour and human rights, the environment, ethics and management systems. We also account for how chemicals are selected and managed within our supply chain – and the impact this can have on

the health and safety of people working in our supply chain. Read more about our work across our global supply chain in our [People and Environment in Our Supply Chain 2024 Annual Progress Report](#).

Detailed and accurate information drives this process, including which chemicals our suppliers use as they make our products and how they store, handle and consume each one. Through the CSD programme, suppliers are required to provide this data as part of a rigorous disclosure process. With a detailed chemical inventory from our suppliers, we can support our supply chain partners in identifying risks and opportunities to implement safer alternatives.

In 2023, more than 1,000 supplier facilities shared their chemical inventories as well as their storage and control information through the CSD programme, including suppliers representing the majority of Apple's direct spend. And through this programme, we've identified more than 17,000 unique materials and chemicals used in the manufacturing process. All these efforts contribute to a safer work environment for people across our supply chain.

COMPREHENSIVE CHEMICAL MAPPING FOR SAFER PRODUCTS

We account for how chemicals are selected and managed within our supply chain



An understanding of chemical ingredients leads to better materials for Apple products

Through the FMD programme, Apple manufacturing partners share the materials they use to manufacture Apple products.

Apple works with material manufacturers to understand the chemistries of the materials to enable evaluation.



Data helps Apple suppliers manage chemicals and materials when making Apple products

Through our CSD programme, suppliers share information with Apple about how they use chemicals, store the chemicals, and protect their employees.

CSD data informs and prioritises supplier engagement, encouraging rigorous chemical management practices and adoption of safer alternatives.



Apple customers benefit from using products made with safer materials and chemicals

The FMD and CSD programmes support the creation of high-quality products in a responsible manner for our customers.

Assessment

We base key decisions about our product designs, manufacturing processes and approaches to recycling and reusing on the data that we collect on chemicals and materials. This information enables us to establish requirements for our suppliers, including the requirements set in our Regulated Substances Specification and our Restricted Chemicals for Prolonged Skin Contact Materials specification.

Our requirements provide clear restrictions on potentially harmful chemicals in materials, including those that are restricted. Our assessment system supports our efforts to ensure that only materials that meet our stringent requirements are used in Apple products. The data that we gather on chemicals and our assessments allow us to make informed decisions about chemical management for the safety of those who use, make and recycle our products. These decisions also help make the materials recovered from our products at end of life safer for reuse in new products, enabling circular supply chains.

Setting and maintaining rigorous chemical safety requirements

We first published the [Regulated Substances Specification](#) over 20 years ago, establishing requirements for the use of chemicals or materials in our products, accessories, manufacturing processes and packaging. The specification builds on our history of advancements in material safety – and it reflects our dedication to the collection of necessary data to uphold these requirements.

We continue to update the RSS with new chemicals and restrictions based on the latest scientific research and standards, drawing from regulations, international standards and voluntary requirements. Many of the specification's restrictions exceed the most stringent local regulatory requirements in order to protect workers' health and the environment. The specification designates restricted substances and requires reporting on additional substances. We've updated and expanded chemical restrictions that, in many instances, surpass current regulatory restrictions. Most recently, we've added perfluorohexanesulfonic acid (PFHxA) – a subset of the larger group of PFAS – phenol, isopropylated, phosphate (3:1) (PIP 3:1) and several skin-sensitising substances, well ahead of regulatory restrictions.

Our Green Chemistry Advisory Board provides feedback on key initiatives, including potential updates to the RSS. The advisory board is an independent group of leading researchers and academics. Their diverse experience and perspectives help us lead the way in protecting our customers and those who make or recycle our products.

We apply controls to materials that come into prolonged skin contact (as defined in our [Restricted Chemicals for Prolonged Skin Contact Materials](#) list). The restrictions focus on substances that are potential skin sensitisers to minimise the potential for reactions commonly reported across wearable products, such as jewellery. We derive these restrictions from leading standards, recommendations from toxicologists and dermatologists, international laws and directives, and Apple policies. We mandate that our suppliers analyse each material that comes into prolonged contact with skin according to Apple's requirements, and we review compliance with these requirements. Our specifications are incorporated into contractual obligations for our suppliers, and each one helps us maintain our stringent requirements.

Verifying and developing in the environmental testing lab

We evaluate the safety of our products and materials through chemical analyses at our Environmental Testing Lab. Our chemists test materials to monitor compliance with our specifications. The lab continues to grow in its mission and capacity; we're expanding our testing facilities with new technologies to conduct chemical analysis, while broadening our FMD and CSD programmes. Our teams also review test reports from suppliers to evaluate substances against the Regulated Substances Specification and Restricted Chemicals for Prolonged Skin Contact Materials specification. In 2023, we performed toxicological assessments on more than 1600 new materials to proactively evaluate and eliminate potentially harmful substances from our products.

The data that we collect from our disclosure programmes drives our assessments. We're able to generate comprehensive assessments, such as GreenScreen® – a methodology that we use to gauge the potential impact of chemicals on individuals' health and the environment, based on 18 criteria. We develop toxicological profiles on new chemicals using both scientific literature and internal assessments. These profiles detail the impacts of each chemical, providing data that allows us to evaluate the safety of using a substance in a particular product. In 2023, we continued to expand the scope of biocompatibility testing beyond

1,600+

Performed toxicological assessments on more than 1,600 new materials in 2023.



We've deployed our VOC specification worldwide, and we're also helping drive adoption of low-VOC alternatives around the world.

individual materials to include modules and whole products. Through this work, we have an even more comprehensive view of each material and the potential impact that assembly has on safety. We perform toxicological analysis of the materials in our products to help guide our material safety guidelines. The information that we share through material specifications benefits our suppliers and those who we collaborate with in the industry.

Working with suppliers to meet global requirements

We've created systems for our suppliers to learn about our material specifications, track and assess the materials they use, and regularly communicate material usage. This also helps our suppliers meet global standards and regulations governing their operations. The FMD and CSD programmes require suppliers to gather, understand and share information on materials they're using – beyond regulatory requirements.

We support suppliers' engagement with these programmes – and the RSS – through ongoing training. This continued engagement is central to our partnership and to our shared efforts to promote smarter chemistry in our products and processes. Since 2020, our suppliers in China have worked under new regulations governing the use of materials containing volatile organic compounds (VOCs). In 2023, we continued to provide additional support for suppliers through

training sessions on the new regulations, which were attended by more than 490 participants, who helped validate over 3,300 materials for low-VOC compliance. By deploying a VOC specification worldwide, we're also helping drive adoption of low-VOC alternatives around the world. And we're working with our suppliers to identify and develop alternative non-PFAS materials without regrettable substitutions that meet the current and upcoming complex per- and polyfluoroalkyl substances (PFAS) regulatory requirements.

Creating a list of safer cleaners

We're making an immediate impact in our efforts to protect workers and the environment through our approach to the application of cleaners and degreasers, which are some of the highest-use materials at final assembly sites. Regulators and environmental health and safety organisations have focused considerable attention on the chemistries of cleaners and degreasers. We're investing in the due diligence required to identify preferred alternatives for suppliers and others in the industry to use.

We've eliminated the use of cleaners with known carcinogens, mutagens, reproductive toxicants, strong sensitizers and persistent bio-accumulative toxins (including PFAS) from cleaners and degreasers used at our supplier final assembly sites. We did this by using globally recognised standards (such as EPA Safer Choice, GreenScreen Certified® and ToxFMD®) based on chemical hazard assessments, because this

is a more comprehensive and robust hazard approach than simply eliminating individual substances of concern. In 2023, we approved additional safer cleaners for use in our supply chain, bringing the total number of safer cleaners we've approved over the past three years to 175.

Our efforts have had a direct impact on health and safety – and they have the potential to change how our industry operates. By making it easier for suppliers to select safer alternatives for process chemicals at the outset, we're promoting their use across our supply chain. All our final assembly sites have used only safer alternative cleaners and degreasers, as defined by Apple, since 2018. We've since expanded this work deeper into our supply chain to suppliers and processes beyond final assembly, helping them identify and implement opportunities to use safer alternatives in their operations. In 2023, we received, for the third time in four years, the EPA Safer Choice Partner of the Year Award for our work to scale the use of safer process chemicals and to protect those who work in our supply chain.

We're also looking outside our own supply chain to promote a broader transition to safer chemicals. See [page 65](#) for more information on how we're advocating for safer cleaners and degreasers across our industry.

Innovation

We're continually improving on the chemical safety, performance and environmental impact of materials by expanding our knowledge of material properties. Our assessments of substances focus on those three areas of improvement and help us pursue innovations that are aligned with our values.

The work we do in mapping, assessing and managing the chemicals used in our products and supply chain lays the foundation for material innovations. We also look at how these materials are used in a product life cycle, from design and manufacturing to end of life. With this knowledge, we can seek out and support the development of safer chemistries, and we can continually improve the overall safety of our products and processes.

Creating new, safer chemistries to move the industry forward

Our strict requirements that govern potentially harmful substances in our products and processes encourage our manufacturing partners to also prioritise safer materials, helping create a market for better alternatives. We're lending our expertise on safer chemistries to support our suppliers as they meet the growing demand for safer materials. Prioritising these materials also means phasing out chemistries that don't meet our specifications. We've approached this across our company and products, while investing in safer alternatives to drive change across our industry. The use of safer cleaners today supports the circular supply chains of the future.

Using our research and analysis of materials, we've collaborated with suppliers to create safer alternatives – including for substances where none currently exist. In those cases, we lend our technical capabilities in material science to work with suppliers to develop entirely new chemistries. We maintain the same high safety, performance and environmental standards for new alternative materials, putting them through rigorous testing and evaluation to avoid regrettable substitutions.

We've led in the identification and successful removal of potentially harmful substances since the late 1990s. This process has involved rigorously assessing chemicals and removing those that aren't aligned with our goals – in some cases before removal becomes a requirement and industry standard. We're committed to phasing out our use of PFAS and engaging with all our supply chain partners to restrict PFAS from our products and manufacturing processes.

While our analysis indicates that PFAS used in our products are safe during product use, we felt it was important to broaden our scope to consider manufacturing along the supply chain. We're prioritising our phase-out activities in applications that result in the highest volumes of PFAS reductions and the most meaningful environmental impact. We're pursuing our phase-out in three steps: compiling a comprehensive catalogue of PFAS uses in our products, identifying and developing non-PFAS alternatives that can meet our performance needs, and confirming that non-PFAS alternatives are aligned with our safety and environmental goals. We have created new formulations of plastics, adhesives and lubricants with PFAS replaced by other existing technologies in order to achieve similar performance in flame resistance and friction reduction.

Driving the creation of better dyes

In partnership with our suppliers, we're creating dye formulations in our anodising processes that better safeguard worker health and the environment. The innovation challenge was to achieve the quality and selection of colours that meet our rigorous design standards while improving environmental performance. We narrowed our options to the most colour-versatile and UV-stable dyes, and we engaged with our manufacturers to develop a wide range of colourants. These alternatives mitigate the risks associated with conventional dyes used in anodising processes, including potential workplace exposure and impact on the local environment through discharge.



Read our [white paper](#) about our commitment to phasing out per- and polyfluoroalkyl substances.

APPLE'S REGULATED SUBSTANCES

We go beyond regulatory requirements by using safer materials to protect those who make, use and recycle our products



Material selection

Per- and polyfluoroalkyl substances (PFAS)

We proactively removed PFOA and PFOS from our products in 2010 and 2013, respectively, far ahead of global requirements. We've also committed to eliminating PFAS entirely from our products ahead of our industry peers. We plan to do this by developing or selecting non-PFAS alternatives that do not result in regrettable substitutions.



Manufacturing

Safer cleaners and degreasers

We've eliminated the use of cleaners and degreasers that contain known carcinogens, mutagens, reproductive toxicants, strong sensitizers and persistent bio-accumulative toxins (including PFAS) from cleaners and degreasers used at our supplier final assembly sites. We did this by using globally recognised standards (such as EPA Safer Choice, GreenScreen Certified® and ToxFMD®) based on full formulation-level (or material-level) chemical hazard assessments, because this is a more comprehensive and robust approach than simply eliminating individual substances of concern.



Product use

PVC and phthalates

We've replaced PVC and phthalates with safer thermoplastic elastomers.* Phthalates are known endocrine disruptors, which are not bound in PVC and can leak. Both are still used by other companies in power cords and headphone cables.



Recycling

Brominated and chlorinated flame retardants

We've replaced brominated and chlorinated flame retardants with safer metal hydroxides and phosphorous compounds, because brominated and chlorinated flame retardants reduce the recyclability of plastics and limit material circularity. Incineration of waste plastics containing brominated and chlorinated flame retardants can release toxic chemicals such as dioxins and furans.

* Every Apple product is free of PVC and phthalates except for AC power cords in India, Thailand (for 2-prong AC power cords) and South Korea, where we continue to seek government approval for our PVC and phthalates replacement.

Advocating for safer alternatives across our industry

Our work around smarter chemistry helps facilitate the transition to safer alternatives that are accessible to others in our industry. Identifying and promoting the use of safer cleaners beyond Apple is a way to increase the impact of safer alternatives. The criteria we set for chemicals in materials – and how our suppliers use them – help establish even more stringent standards around health and safety across the electronics industry. We collaborate with standards-setting bodies, trade associations and NGOs to achieve this – developing tools, standards and mechanisms to drive the identification and adoption of smarter chemistries throughout our supply chain.

We've focused on cleaners and degreasers, developing multiple pathways to advance industry innovation in safer cleaners. For the past five years, our final assembly sites have exclusively used safer cleaners and degreasers, as identified by Apple or as certified by third-party programmes. This work has been expanded to component manufacturers who create modules used in the final assembly of

our products. Our efforts to use safer cleaners in our supply chain have been central to our advocacy for greater industry collaboration and instrumental to our participation as a founding signatory of the Toward Zero Exposure programme led by the Clean Electronics Production Network (CEPN). For more information about Apple's participation in CEPN, read our [People and Environment in Our Supply Chain 2024 Annual Progress Report](#).

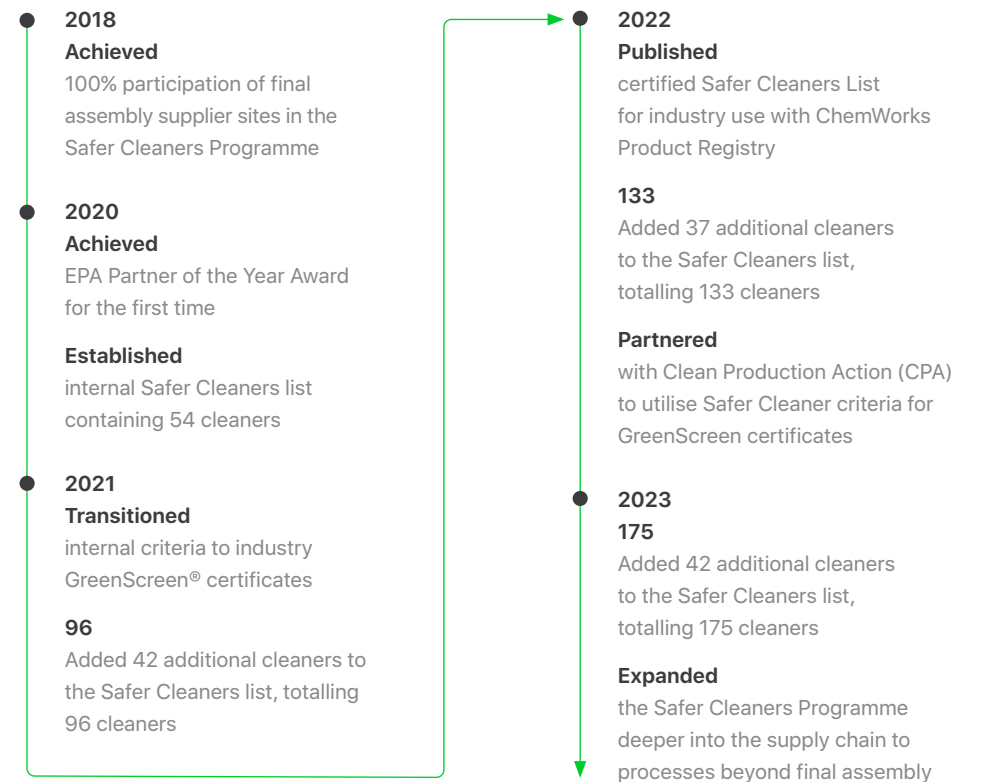
We collaborated with IPC – a globally recognised electronics standards-setting body – to draft and help launch IPC-1402, Standard for Green Cleaners Used in Electronics Manufacturing. This standard resulted from work over the past three years with the Green Cleaners for Electronics Manufacturing task group, where Apple has served as a chair working with more than 20 industry partners. This new standard will help suppliers across the electronics industry select cleaners that are safer for workers and the environment. In 2022, Apple received the IPC Stan Plzak Corporate Recognition Award for our work on this effort and our contributions to the industry. We continued to partner with ChemFORWARD – a non-profit organisation committed to creating broad

access to chemical hazard data to make it easier for suppliers to choose safer alternatives. In 2023, we worked with ChemFORWARD to announce a new open resource called ChemWorks that aims to help others identify certified safer formulations to accelerate the adoption of safer cleaners and degreasers, just as we have done in our own supply chain.

We also supported the Responsible Business Alliance (RBA) in producing a comprehensive technical guide on responsible chemical management, as well as more than 20 hours of related training content to educate workers across many companies about controlling occupational exposures to hazardous chemicals.

SAFER CLEANER JOURNEY

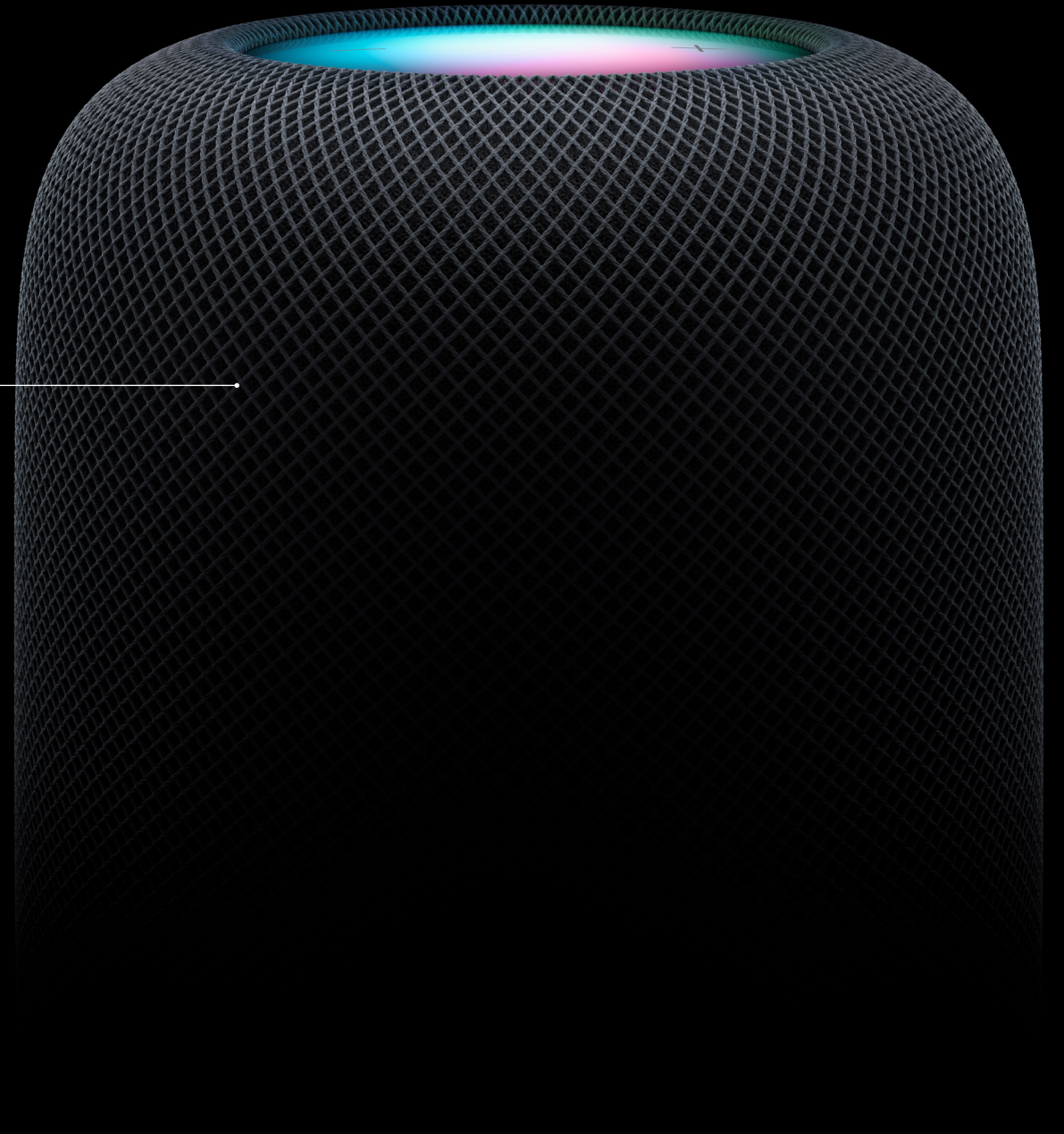
Our efforts to use safer cleaners in our supply chain have been central to our advocacy for greater industry collaboration



Approach
Listening to a range of voices
Achieving change together
Supporting communities worldwide

Amplifying through advocacy
Collaborating with others to
achieve a clear impact across
our environmental initiatives
and beyond.

Engagement and Advocacy



Approach

Engagement and Advocacy

We develop and maintain collaborative relationships with groups working to address environmental challenges – from policymakers to the stakeholders involved in driving change day to day. We believe deeply in our responsibility to use our global platform and influence to collaborate with others in support of addressing the urgent needs of our environment. We recognise that we can't solve complex, global environmental challenges alone. Collaboration with stakeholders is required to help catalyse the broader systemic changes needed to limit the impacts of climate change and other environmental challenges.

Stakeholders



Non-governmental organisations (NGOs)

We interact with NGOs to share resources and gain insights into leading practices related to environmental stewardship.



Industry associations

We participate in industry associations to better understand global and regional issues and regulations, and also to align with environmental and climate policies.



Policymakers

We engage with public sector leaders to help set environmental policies and craft regulations that are consistent with our environmental objectives.



Communities

We work with communities to address the disproportionate impacts of climate change and environmental injustices.

Focus areas

Research

We collaborate with leading institutions to inform research and best practices for environmental initiatives.

Partnerships

We collaborate with global NGOs on strategy and programme delivery.

Coalitions

We amplify our positions on environmental topics by sharing them with suppliers and other corporations.

Events and bilateral meetings

We share our perspective with multi-sectoral leaders through participation in targeted forums and direct outreach.

Direct advocacy

We issue direct comments or letters of support, or join proceedings, on matters where Apple's operational objectives and expertise can help inform environmental policies.

2023 highlights

CA SB 253

CA Climate Corporate Data Accountability Act

As part of our commitment to greenhouse gas emissions disclosures, we endorsed the landmark California Climate Corporate Data Accountability Act (CA SB 253) to improve transparency and drive progress in the fight against climate change.

34 countries

As of 2023, we've funded 33 grants across 34 countries for initiatives supporting community-level environmental efforts.

42 businesses

Since 2021, a total of 42 Black, Hispanic/Latinx and Indigenous-owned businesses have participated in the Impact Accelerator.

Listening to a range of voices

We learn from diverse communities that are devoted to environmental stewardship. We approach these conversations to gather learnings and engage thoughtfully with those who bring a range of perspectives and understanding of the issues that matter.

Our conversations with stakeholders are fundamental to our environmental efforts. The communities that we engage with help shape how we evaluate global and regional regulations, approaches and the promise of emerging technologies. As we implement what we've learnt, we incorporate feedback on our progress – including aligning with new standards and best practices or exploring the potential impact that cutting-edge research can have on our operations.

We consult the scientific community to better understand emerging approaches, technologies and tools that can support our environmental goals. To enhance material recovery for Apple and others, we worked with Carnegie Mellon University researchers to create robotic recycling systems that have advanced product disassembly and material sorting mechanisms. We also continue our Green Chemistry Advisory

Board – an independent group of experts in green chemistry, green engineering and toxicology who advise on our Smarter Chemistry initiatives, including updates to the RSS.

We draw from cross-sector engagement platforms such as the Alliance for Water Stewardship (AWS) to help guide our programmes and set standards for environmental efforts. The expertise of AWS defines the world-class water stewardship practices that we've implemented at key Apple and supplier facilities, earning AWS Standard certification.

The business community – including our customers, suppliers, industry partners and investors – is also a source of valuable collaboration. As co-chair of the United States Information Technology Office (USITO) – a trade association representing the US information and communications technology industry in China – we lead the environmental protection and energy efficiency working groups. In this role, we engage with other companies in China as we work to comply with new environmental regulations and with policymakers on future standards.



We listen to a diverse set of stakeholders to learn how to improve our approaches to environmental stewardship.

Achieving change together

As industry leaders, we have a responsibility to influence change – through advocating for policy and directly engaging with our stakeholders. We participate in collective action as the best means to address urgent environmental issues. Proactively sharing our experience and contributing to collaborative efforts in our areas of focus and expertise helps us better realise environmental goals that we share with our stakeholders.

Supply chain

Engaging with our suppliers on our climate and environmental goals is critical to achieving impact across our footprint. We establish requirements and methods of communication and data exchange through specific supplier platforms, surveys and programmes. Each programme that engages suppliers articulates our expectations and serves as the foundation for our working relationships. Within those programmes, we build the networks and systems required to maintain a continued engagement process with our suppliers.

Some of our programmes – such as the Supplier Code of Conduct, the Supplier Clean Energy Programme and the Supplier Clean Water Programme – are models for how we communicate supplier performance expectations and track progress. Through these programmes, we’re setting a high standard for factories, helping facilitate efforts to decarbonise operations across our supply chain, driving water reuse across sites, establishing protocols to use resources in manufacturing operations responsibly, and more.

We also encourage our suppliers to participate in market and policy developments that help advance responsible and sustainable supply chains. Additionally, providing resources to our suppliers makes up a critical component of our engagement work. We’ve offered training, workshops, educational materials, webinars and connections to external funding and support throughout the breadth of our supplier responsibility programmes.

To learn more about our work with our suppliers, see our [People and Environment in Our Supply Chain 2024 Annual Progress Report](#).

Industry engagement

Through partnerships and coalitions, we contribute to various industries by sharing proprietary tools and standards and pursuing policy objectives that drive towards our shared goals. We regularly evaluate our engagement with US federal trade associations. As part of this process, we’re assessing relevant trade association positions on climate and identifying specific areas of misalignment with our values and principles on climate change. We then work with our trade associations to identify opportunities to align our positions.



Technicians from Simmitri perform maintenance on solar panels installed at Bench-Tek Solutions in Santa Clara, California. Both companies are alumni of the Apple Impact Accelerator.

Collaborative impact

We make public commitments alongside our partners to clarify our support and signal the change we’re working to create. We’re transparent about the progress we make against these commitments so that we and our partners can be accountable for results. The work we do with others yields tangible outcomes across our environmental goals – and it encourages broader action.

An example of these collaborative efforts is our participation in RE100 – an energy initiative aimed at scaling zero-carbon grids. RE100 unites the world’s most influential businesses committed to transitioning their entire electricity use to renewables.

We’re also a founding member of the First Movers Coalition (FMC). This global initiative harnesses companies’ purchasing power to decarbonise seven hard-to-abate industrial sectors – which currently account for 30 per cent of global emissions, according to the World Economic Forum (WEF). Through this initiative, we’ve committed to moving to sustainable aviation fuel for 5 per cent of our passenger air travel footprint; to procuring at least

10 per cent of annual primary aluminium at or above the FMC’s definition of “near-zero emissions primary aluminium”; and to ensuring that at least 50 per cent of all aluminium procured annually is sourced from secondary aluminium by 2030. We’re also supporting investments in forestry and carbon removal through external initiatives such as the Forest Investor Club and our own Restore Fund (see [page 35](#)).

Through the Exponential Roadmap Initiative, we’re strengthening our work on transitioning our supply chain to 100 per cent renewables, on moving towards full circularity by improving materials and low-carbon design, and on transforming our portfolio towards climate solutions.

As part of the Toward Zero Exposure programme with the Clean Electronics Production Network (CEPN), we’re working to address health and safety challenges in the electronics supply chain with other stakeholders. We made our pledge to shift to 100 per cent fibre-based packaging by 2025 with the Ellen MacArthur Foundation. And Lisa Jackson, VP, Environment, Policy and Social Initiatives, was appointed co-chair of America is All In – a coalition in support of climate action in the US.

Key partnerships and memberships

Stakeholder	Description (Apple engagement)
Advanced Energy United	Business coalition dedicated to getting 100 per cent clean energy in the US (Member)
Aluminum Stewardship Initiative (ASI)	Multi-stakeholder standards and certification organisation supporting responsible sourcing within the aluminium value chain; recently completed an audit against their Performance Standard of environmental, social and governance criteria (Member)
Asia Clean Energy Coalition (ACEC)	Renewable energy buyers, sellers and financiers dedicated to improving policies for procurement of renewable energy in Asia to rapidly scale up renewable energy projects (Steering group member)
Ceres	Non-profit dedicated to taking action to stabilise the climate, protect water and natural resources, and build a just and inclusive economy (Member of the Ceres Company Network)
ChemFORWARD	Science-based non-profit working to advance safer chemistry in product design and manufacturing (Co-design partner and chair of Technical Advisory Group)
ChemSec Business Group	Multinational company forum supporting leadership in progressive chemical policy advocacy and effective corporate practice of sustainable chemical management (Member)
China Association of Circular Economy (CACE)	Organisation operating across industries and regions in China sharing our best practices in their conferences and workshops, and partnering with the organisation on advocacy efforts focused on recycling and waste (Senior member)
Clean Electronics Production Network (CEPN)	Twenty member organisations working to improve chemical safety in the electronics supply chain as part of this multi-stakeholder initiative (Design team member)
Clean Energy Buyers Association (CEBA)	Community of energy buyers promoting customer-driven clean energy use (Board member, serving on the Transmission Advisory Board and the Federal Working Group)
Exponential Roadmap Initiative (ERI)	Accredited initiative of the UN Climate Change High-Level Champions’ Race to Zero with the purpose of accelerating exponential climate action and solutions through groundbreaking projects, with the mission to halve emissions before 2030 (Member)
Japan Climate Leaders’ Partnership (JCLP)	Coalition of Japanese companies aligning business objectives with climate goals (Executive member)
MIT Climate & Sustainability Consortium (MCSC)	Academia and industry collaboration galvanising the business community to have an impact on broad and intersecting environmental challenges (Industry Advisory Board member)
Platform for Accelerating the Circular Economy (PACE)	Public-private collaboration joining global leaders in the transition to a circular economy (Board member)
RE100	Global corporate renewable energy initiative committing to using 100 per cent renewable energy (RE100 Advisory Committee member)
Responsible Business Alliance (RBA)	Industry coalition dedicated to responsible business conduct in global supply chains (Full member, serving on the Board of Directors and steering committee of the Responsible Minerals Initiative)
World Business Council for Sustainable Development (WBCSD)	A global community of leading businesses driving systems transformation for a better world in which more than 9 billion people can live well, within planetary boundaries, by mid-century (Member)

FEATURE

Apple 2030 policy platform

We support climate and environmental policy through our actions and stakeholder engagement.

In 2023, we publicly supported California’s Climate Corporate Data Accountability Act (CA SB 253), which requires large businesses to publicly disclose their greenhouse gas emissions. We also filed comments supporting the US Environmental Protection Agency’s proposed rule to reduce emissions from existing and new fossil power plants.

We’re a founding member of the Asia Clean Energy Coalition (ACEC) – a new coalition of key stakeholders in the energy transition – advocating for policies that will support more corporate procurement of renewable energy across Asian markets. And we serve as an executive member of the Japan Climate Leaders’ Partnership (JCLP). This business coalition has called for an increased focus on the transition to renewable energy in alignment with the Paris Agreement’s 1.5°C target, decarbonising the power sector by 2035 (to align with other G7 nations), setting an aggressive implementation plan for floating offshore wind and implementing higher carbon pricing.

Policy positions

Our Apple 2030 roadmap is intended to not only address the impacts of our business, but also catalyse ambitious environmental leadership globally. Strong, worldwide government actions are essential to enable the systemic policy changes the world needs. We’re guided by the following principles:

Climate and energy

- Encourage policymakers and businesses to set science-based targets to reduce emissions in line with the Paris Agreement and limit warming to 1.5°C. This should include interim and long-term targets and accountability mechanisms across national and sectoral decarbonisation efforts.
- Enable rapid decarbonisation through government-led policies, including comprehensive carbon pricing and emissions mitigation programmes.
- Encourage the transition to renewable electricity globally, including tripling global renewables capacity to 11,000 gigawatts by 2030 and transitioning away from electricity sources that emit more pollution, such as fossil fuels (including fossil fuels with carbon capture).
- Remove barriers to renewable energy development and increase investment in high-capacity transmission, energy storage and load-shaping technologies.
- Ensure that energy consumers can access cost-competitive renewable energy purchase options.

- Consider the life-cycle emissions of energy resources and mitigation technologies, and set high-integrity mitigation standards accordingly.
- Encourage research into and incentives for pre-commercial technologies, particularly in hard-to-decarbonise sectors.
- Support policies accelerating the decarbonisation of the transport sector, including the development and adoption of non-fossil, low-carbon and zero-carbon alternatives for aviation, land transport and maritime shipping.
- Encourage policies promoting the adoption of scalable technological solutions within hard-to-abate sectors.
- Encourage rules for high-integrity corporate measurement and disclosure of emissions along the entire value chain, using globally recognised standards and harmonised approaches.
- Support carbon removal credit schemes that set strict environmental, social and governance standards, and that support scalable, durable natural carbon removal solutions that benefit local communities.
- Support strong national and international policies that support the scale-up of carbon removal, including the role that corporate investment in carbon projects plays in supporting national carbon targets.

- Encourage policymakers, peers and partners to put equity and justice at the heart of climate solutions in the development of the new green economy, so that the communities most affected by climate change benefit from the economic opportunities in climate solutions.

Circular economy

- Drive policies that include circularity as part of the solution, where feasible, to responsibly meet the growing demand for critical materials used in electronics of all kinds.
- Further improve labour, human rights and environmental standards throughout recycled and primary materials supply chains.
- Promote policies that maximise product longevity and minimise environmental impact by balancing design for reliability and ease of repair, while ensuring that user privacy and device security are protected.
- Support globally aligned, evidence-based and product-specific eco-design standards.
- Develop collection programmes that engage customers, protect environmental and human health, and capture high volumes of electronics for reuse, repair, refurbishment and recycling.

- Promote consistent waste regulations that are harmonised across geographies to enable efficient, commercially viable movement of materials for recovery and recycling. This includes support for US ratification of the Basel Convention.
- Encourage recycled content use through the development of high-quality secondary material supply, by incentives for the development and expansion of recycling infrastructure.
- Support the development of advanced electronics recycling facilities that can recover more types of resources at higher qualities, including materials that are difficult to recover or of lower value.

KEY MILESTONES

Apple's climate policy advocacy

- **2015 (US):** Apple joined the White House's American Business Act on Climate Pledge
- **2016 (US):** Apple joined Google, Microsoft and Amazon to sign an amicus brief in support of the US EPA's Clean Power Plan (CPP).
- **2016 (World):** Apple addressed 700 senior government, business and community leaders at the seventh Clean Energy Ministerial (CEM), where we called for governments to put a price on carbon across the world to address climate change.
- **2017 (US):** Apple urged the White House to remain in the Paris Agreement and take meaningful action on climate change.
- **2017 (China):** Apple hosted a roundtable with the Green Electricity Consumption Cooperative Organization (GECCO).
- **2017 (Vietnam):** Apple joined other companies urging the government of Vietnam to make regulatory changes allowing businesses to procure renewable energy through direct power purchase agreements.
- **2018 (US):** Apple filed comments to the Federal Energy Regulatory Commission (FERC), urging it not to finalise a rule that would subsidise fossil fuels, which would limit the ability of renewables to compete in the electricity market. FERC chose not to finalise that rule.

- **2019 (World):** Apple participated in the UN Environment Assembly (UNEA) and conducted bilateral discussions with a number of countries to advocate for policies that enable a circular economy and bold climate action.
- **2019 (Vietnam):** Apple urged the government to reform the electricity market, allowing businesses to purchase power directly from renewable power plants.
- **2018 (Japan):** Apple was among the first multinational companies to join the Japan Climate Leaders' Partnership (JCLP)
- **2018 (South Korea):** Apple met government officials in South Korea to discuss the need for increased renewable generation and retail choice, whereby consumers can select their
- **2018 (China):** Apple submitted formal comments to China's National Development and Reform Commission (NRDC) about the implications of draft policy on corporate clean energy procurement.
- **2018 (US):** Apple filed comments to the US EPA, urging it not to repeal the CPP because of its importance in reducing emissions.
- **2018 (Japan):** Apple filed comments with the Japanese government calling for the development of a robust and verifiable renewable energy trading system.

- **2020 (EU):** Apple called on European leaders to increase their climate ambition to achieve targets of at least 55 per cent greenhouse gas emissions reductions by 2030 and carbon neutrality by 2050. The EU adopted these targets.
- **2021 (US):** Apple was one of the first large, public US companies to call on the US Securities and Exchange Commission to require disclosures of global greenhouse gases across all emissions scopes.
- **2021 (Vietnam):** Apple and other companies vocalised support to the government of Vietnam for an ambitious Power Development Plan (PDP) prioritising clean energy.
- **2021 (US):** Apple was the first company to voice support for enacting the Clean Energy Standard (CES), which would decarbonise the power grid by 2035.
- **2022 (South Korea):** Apple called for South Korea's 2030 energy plan to set a higher target for renewable energy, to establish a fairer competitive market for renewables and to improve transparency for renewable energy solutions.
- **2022 (Japan):** Apple joined a letter calling for a level of carbon pricing that provides an incentive for emissions reduction.

- **2023 (Global):** Apple joined the global 3xRenewables campaign calling for a tripling of global renewable energy capacity by 2030.
- **2023 (US):** Apple submitted comments to support the EPA's proposed rule to regulate greenhouse gas emissions from existing coal power plants and new and existing natural gas plants.
- **2023 (US):** Apple supported California's Climate Corporate Data Accountability Act (SB 253), writing a letter affirming the policy in the final stages of negotiations.
- **2022 (US):** Apple, along with Meta and Google, advocated for greatly expanded renewable generation to achieve a 70 per cent emissions reduction in North Carolina by intervening in the state's Carbon Plan proceeding.
- **2022 (US):** Apple led an amicus brief supporting the US EPA's authority to regulate greenhouse gases from power plants.
- **2022 (US):** Apple filed comments to encourage more rapid integration of renewable energy into the transmission grid – a key bottleneck to renewable energy deployment.

- **2023 (Asia):** Apple, through engagement in the ACEC, CEDI, RE100 and other initiatives, supported the creation or improvement of cost-effective renewable energy procurement mechanisms across several countries, including South Korea and Vietnam.
- **2023 (Japan):** Apple, as part of JCLP, supported policy statements calling for power sector decarbonisation by 2035 to align with other G7 nations, rapidly expanding renewables, setting an aggressive implementation plan for floating offshore wind, diminishing reliance on fossil fuels and implementing higher carbon pricing. Apple also collaborated with other renewable energy users and called for enhancing the Non-Fossil Certificate (NFC) scheme to enable transparency in tracking.

[VIEW](#)

Policymakers need to set strong science-based targets to reduce emissions in line with the Paris Agreement and limit warming to 1.5°C.

Supporting communities worldwide

Through our engagement efforts, we work directly with groups and individuals who are addressing environmental injustice in their communities. We evaluate each opportunity based on the potential to scale a proven environmental approach, test or pilot an innovation, or take steps to improve equity in communities that are disproportionately affected by climate change and environmental dangers. When we partner with another organisation, our success hinges on close collaboration while focusing on our mutual objectives.

Our work combines collaboration and philanthropic contributions, which we determine based on each organisation's focus and their potential to effect change. And we recognise the importance of community-driven leadership and thus work closely with leadership teams.

In 2023, we supported community-focused environmental partnership around the world, including the following organisations:

- **Acumen:** Launching the Energy for Livelihoods Accelerator, delivered by Acumen Academy, that supported 15 early-stage companies in India committed to improving the livelihoods of smallholder farmers and micro-entrepreneurs. The aim was to help build an ecosystem of clean energy enterprises serving the needs of low-income communities.
- **Beyond Benign:** Continuing our partnership to bring green chemistry and sustainable science programming to minority-serving institutions across the country and to expand the talent pool of Black, Hispanic/Latinx and Indigenous scientists trained in sustainability for global high-value companies.
- **Safer Chemistry Impact Fund:** Collaborating to design science-based, data-driven solutions that will systematically eliminate hazardous chemicals and replace them with verified safer alternatives across sectors to improve human and environmental impacts in support of corporate ESG, national and international development goals.
- **Conservation International:** Supporting leadership in Afro-descendant communities in Latin America with economic opportunities that deliver outcomes for addressing the climate and biodiversity crises.
- **Gravity Water:** Converting rain into safe water for schools, which benefits 42,000+ community members, conserves 8M+ gallons of ground water annually and enhances climate resilience.
- **Society of Entrepreneurs and Ecology Foundation:** Supporting the development of a certified methodology for the first blue carbon project under the resumed CCER market.
- **World Wildlife Fund:** Partnering in the Nature-Based Solutions Origination Platform (NbS-OP) – a new model for scaling up, aligning and mobilising public and private investments in high-quality nature-based solutions under an integrated landscape approach.



We support community organisations that focus on addressing environmental justice challenges and smarter chemistry, such as Beyond Benign. Photo credit: Beyond Benign, Inc.



We support organisations such as City Blossoms, which addresses environmental issues in under-served communities and helps children and youth build lifelong connections to the natural world.. Photo credit: Rafael Woldeab, City Blossoms

Environment and communities

We know that under-resourced communities bear a disproportionate impact of environmental challenges, so we support organisations by providing grants that focus on environmental issues. Our grants have helped these organisations reduce pollution, improve health and increase climate resilience in under-served and low-income communities around the world. And we work with these groups to address the global effects of climate change and environmental hazards that traditionally affect overburdened communities.

We've expanded our Strengthen Local Communities (SLC) grant programme, which provides funding to local organisations in regions that are under-resourced in communities worldwide.

In 2023, we provided grants to organisations around the world engaged in a range of environmental work, including:

- **Environmental Youth Alliance (EYA):** Offering land-based education and employment training programmes for under-represented youth that focus on native plant horticulture, ecological restoration, land stewardship and community leadership, while working to help build a more inclusive environmental movement.
- **Institute for Socio-Ecological Research (ISER Caribe):** Supporting the Puerto Rico-based Climate Justice Hub, which integrates environmental justice, climate change, sustainability and resilience, while engaging and connecting with various communities and spaces across the Caribbean.
- **Justice Outside:** Providing support for the Network for Network Leaders programme, which affects the outdoors, environmental education and environmental justice, while working towards a more equitable, just and influential network model that focuses on the experiences and knowledge of Black people, Indigenous people and other people of colour.
- **Karrkad Kanjdji Trust Public Fund:** Supporting Traditional Owners of Warddeken and Djelk Indigenous Protected Areas in Australia through their Indigenous Women Rangers programme, while funding incremental conservation activities.
- **Lewa:** Integrating sustainable water management, climate-smart agriculture, clean energy and knowledge sharing to achieve vital conservation outcomes for community members, small-scale farmers and students in Northern Kenya.
- **Little Village Environmental Justice Organization (LVEJO):** Delivering environmental justice to BIPOC who are most affected by industrialisation and climate change by building a sustainable resilient community through the healthy development of youth and families, economic justice, participatory democracy and self-determination.
- **Taproot Earth:** Supporting efforts to build power and cultivate solutions among front-line communities by advancing climate justice and democracy to build a world where we can all live, rest and thrive.

FEATURE

Continuing our commitment to equity with the Impact Accelerator

Through the Impact Accelerator, we provide access to opportunities for communities of colour as we continue our strategic work and investments in environmental sectors – such as renewable energy, carbon removal, recycling innovation and smarter chemistry.

Part of our Racial Equity and Justice Initiative (REJI), the Apple Impact Accelerator programme boosts the progress of participating Black, Hispanic/Latinx and Indigenous-owned businesses that share our commitment to the environment. Offering customised training and access to Apple experts, the Impact Accelerator supports businesses that have the potential to drive innovation and positive outcomes in our supply chain – so that together, we can work to support communities disproportionately affected by environmental issues.


The programme supports companies as they better position themselves for growth, improve their abilities to engage larger contracts and expand their customer base – while supporting their commitment to the environment. The programme has also connected like-minded business leaders to create new opportunities for innovation and to realise our shared goals.

The Apple Impact Accelerator programme includes:

- Targeted training on topics including supply chain management, supplier diversity, and financial and legal subjects.
- Customised skills development opportunities, including communications coaching, for executives and their teams to provide the knowledge and tools that organisations need to succeed as Apple suppliers.
- Access to company-wide mentors and subject matter experts across the business to help companies align their business priorities with Apple's environmental goals.
- Opportunity for participants to pitch their services and solutions to decision-makers and business leaders within Apple.

- Post-programme support – including access to Apple experts and networking events – through Apple's Supplier Success community, fostering connections made during the programme and forging new connections across all its generations.
- Opportunity to attend a leading university's business executive leadership programme focused on supply chain and growth.

In 2023, our third cohort of the Impact Accelerator included 12 businesses at the leading edge of environmental services and solutions. Each company selected was at least 51 per cent owned, operated and controlled by a Black, Hispanic/Latinx or Indigenous individual and aligned closely with our environmental strategy, including our commitment to reach carbon neutrality by 2030.



The Impact Accelerator's goal is to ensure that our work to protect the environment also helps advance equity and expand access to opportunities for communities of colour.



Data

Data

Greenhouse gas emissions

We account for our carbon footprint by following internationally recognised standards, such as the World Resources Institute (WRI) Greenhouse Gas (GHG) Protocol and ISO 14040/14044.¹ Improving the accuracy of our carbon footprint is an ongoing process – as we learn more, we refine our carbon models and adjust our climate roadmap. We also regularly revisit the boundary of our carbon footprint as our data sources improve and our business evolves.

		Fiscal year					
		2023	2022	2021	2020	2019	
Corporate emissions (metric tons CO ₂ e) ²	Gross emissions	324,100	324,000	166,380	334,430	573,730	
	Scope 1	55,200	55,200	55,200	47,430	52,730	
	Natural gas, diesel, propane	35,300	39,700	40,070	39,340	40,910	
	Fleet vehicles	17,000	12,600	12,090	4,270	6,950	
	Other emissions ³	2,900	2,900	3,040	3,830	4,870	
	Scope 2 (market-based)⁴	3,400	3,000	2,780	0	0	
	Electricity	0	0	0	0	0	
	Steam, heating and cooling ⁵	3,400	3,000	2,780	0	0	
	Scope 3	412,800	265,800	108,400	287,000	521,000	
	Business travel	225,700	113,500	22,850	153,000	326,000	
	Employee commuting ⁶	164,100	134,200	85,570	134,000	195,000	
	Upstream impacts (scope 1)	18,300	10,600	0	0	0	
	Work from home (market-based)	4,700	7,500	0	0	0	
	Transmission and distribution loss (market-based)	N/A	N/A	N/A	N/A	N/A	
Third-party cloud (market-based)	0	0	0	0	0		
Carbon removal							
	Corporate carbon offsets ⁷	-471,400	-324,100 ⁸	-167,000 ⁹	-70,000 ¹⁰	0	
Product life-cycle emissions (metric tons CO ₂ e) ¹¹	Gross emissions (Scope 3)	15,570,000	20,280,000	23,020,000	22,260,000	24,460,000	
	Manufacturing (purchased goods and services)	9,400,000	13,400,000	16,200,000	16,100,000	18,900,000	
	Product transportation (upstream and downstream)	1,500,000	1,900,000	1,750,000	1,800,000	1,400,000	
	Product use (use of sold products)	4,600,000	4,900,000	4,990,000	4,300,000	4,100,000	
	End-of-life processing	70,000	80,000	80,000	60,000	60,000	
	Carbon removal						
		Product carbon offsets	-13,500	0	-500,000 ¹²	0	0
Total gross scope 3 emissions (corporate and product) (tonnes CO₂e)		15,980,000	20,545,800	23,128,400	22,550,000	24,980,000	
Total gross carbon footprint (without offsets) (tonnes CO₂e)¹³		16,100,000	20,600,000	23,200,000	22,600,000	25,100,000	
Total net carbon footprint (after applying offsets) (tonnes CO₂e)¹²		15,600,000	20,300,000	22,530,000	22,530,000	25,100,000	

Notes:

- For data on years prior to 2019, please refer to past Environmental Progress Reports.
- Totals might not add up due to rounding.
- Apple's carbon footprint boundary is aligned with the Greenhouse Gas (GHG) Protocol framework and includes emissions that are material and relevant to Apple, where data is available. Apple's carbon footprint includes direct scope 1 emissions; indirect scope 2 emissions from purchased electricity, steam, heating and cooling; and indirect scope 3 emissions from purchased goods and services, transportation and distribution, business travel, employee commuting, product use and end of life.
- Apple has been carbon neutral for corporate emissions since April 2020. Beginning in fiscal year 2022, we've expanded our footprint boundary to include scope 3 emissions associated with working from home, third-party cloud services, electricity transmission and distribution losses, and upstream impacts from scope 1 fuels.
- Emissions from R&D processes and refrigerant leaks.
- We estimate the life-cycle emissions associated with our use of renewable electricity for our corporate facilities to be about 70,000 tonnes CO₂e. We do not currently account for these emissions in our carbon footprint, due to the poor quality of this data.
- Beginning in fiscal year 2021, we're accounting for scope 2 emissions from the purchase of district heating, chilled water and steam.
- Beginning in fiscal year 2020, we updated our methodology for calculating emissions from employee commuting to reflect employees working from home during COVID-19.
- For a detailed breakdown of carbon offset purchases applied to our corporate footprint, see the carbon offsets table on the following page.

- We retired 324,100 tonnes of carbon credits from the Alto Mayo project in Peru and Chyulu Hills project in Kenya to maintain carbon neutrality for our corporate emissions in fiscal year 2022. This project is certified to the VCS and CCB standards.
- We retired 167,000 tonnes of carbon credits from the Chyulu Hills project in Kenya to maintain carbon neutrality for our corporate emissions in fiscal year 2021. This project is certified to the VCS and CCB standards.
- We retired 70,000 metric tons of carbon credits – 53,000 from the Chyulu Hills project in Kenya and 17,000 from the Cispatá Mangrove project in Colombia.
- Because we're committed to accuracy and transparency, we regularly refine our product life-cycle assessment model and sources of data. For example, last year we obtained more granular data summarising in which countries our products are sold and used, resulting in more granularity possible for grid emission factors used in the carbon footprint of the product use phase. The net result was an increase in our fiscal year 2021 carbon footprint. When using the same level of data granularity and model as fiscal year 2021, our product use greenhouse gas emissions in fiscal year 2021 would have been about 2.5 per cent lower.
- For fiscal year 2021, we retired credits from the Chyulu Hills project in Kenya and purchased carbon credits from two additional projects to offset a total of 500,000 tonnes of direct emissions across our value chain. The first project, a REDD+ coastal conservation project in Guatemala, protects and conserves forests from deforestation and degradation. The second project aims to establish forests on about 46,000 hectares of barren land that isn't otherwise in use across seven counties in the Guizhou province of China. Both projects are certified to the same high standards that we require for projects in the Restore Fund, including VCS and CCB standards.
- Due to rounding, our gross and net carbon footprints do not always equal the sum of the subtotals disclosed above.

Data

High-quality carbon credits

We retired the following high-quality carbon credits towards our corporate emissions footprint for 2023.

Project name	Project description	Vintage	Volume retired (metric tons CO ₂ e)	Registry link
Chyulu Hills	The Chyulu Hills REDD+ Project (CHRP) is a multi-partner initiative designed to promote climate change mitigation and adaptation, restore biodiversity and create alternative livelihoods under the UN scheme of Reducing Emissions from Deforestation and forest Degradation (REDD+). It's located in the Tsavo-Amboseli ecosystem in south-eastern Kenya and stretches over an area of over 410,000 hectares. Its main geographical feature is the volcanic Chyulu Hills mountain range, from which the project derives its name. This project presents a broad ecosystem approach, including REDD+, to provide long-term sustainable financing and management to maintain the ecological integrity of an iconic African landscape. The project will help protect a very high-value wildlife and biodiversity area while supporting the development needs of Indigenous and other local communities.	2018	230,000	registry.terra.org/app/projectDetail/VCS/1408
Guinan	The Guinan Afforestation Project is located in the Guizhou province of China and contributes to carbon removal and local sustainable development by planting trees on barren land. The project is planting across 46,000 hectares on barren hills and degraded lands. The project activity aims to enhance biodiversity conservation by increasing the connectivity of forests, improve soil and water conservation, and generate income and job opportunities for local communities.	2019, 2020 and 2021	255,000	registry.terra.org/app/projectDetail/VCS/2070

Data

Carbon footprint by product

The following tables list the carbon footprints (in kilograms) of Apple products sold as of 9 March 2024, along with selected configurations.¹

iPhone	Unit	Storage configurations				
		64GB	128GB	256GB	512GB	1TB
iPhone 15	kg CO ₂ e	–	56	61	74	–
iPhone 15 Plus	kg CO ₂ e	–	61	66	79	–
iPhone 15 Pro	kg CO ₂ e	–	66	71	83	107
iPhone 15 Pro Max	kg CO ₂ e	–	–	75	87	110
iPhone 14	kg CO ₂ e	–	61	67	83	–
iPhone 14 Plus	kg CO ₂ e	–	68	75	91	–
iPhone 13	kg CO ₂ e	–	64	71	83	–
iPhone SE (3rd generation)	kg CO ₂ e	46	50	58	–	–

iPad	Unit	Storage configurations					2 TB
		64GB	128GB	256GB	512GB	1TB	
iPad Pro 12.9-inch (6th generation) Wi-Fi + Mobile	kg CO ₂ e	–	135	142	156	183	284
iPad Pro 11-inch (4th generation) Wi-Fi + Mobile	kg CO ₂ e	–	100	107	121	148	249
iPad Air (5th generation) Wi-Fi + Mobile	kg CO ₂ e	80	84	92	–	–	–
iPad (10th generation) Wi-Fi + Mobile	kg CO ₂ e	72	82	–	–	–	–
iPad (9th generation) Wi-Fi + Mobile	kg CO ₂ e	75	–	84	–	–	–
iPad mini (6th generation) Wi-Fi + Mobile	kg CO ₂ e	68	71	77	90	–	–

Apple Watch ²	Unit	Selected product configurations			
		Aluminium case with Sport Loop	Stainless steel case with Sport Loop	Titanium case with Alpine Loop	Titanium case with Trail Loop
Apple Watch Ultra 2	kg CO ₂ e	–	–	12	11
Apple Watch Series 9	kg CO ₂ e	8	29	–	–
Apple Watch SE	kg CO ₂ e	7	–	–	–

Note: Dashes indicate that the configuration does not exist.

- Product carbon footprint data for Apple products are published in our Product Environmental Reports and are accurate as of product launch. In instances where carbon models were developed prior to product launch, we use pre-production units.
- Greenhouse gas emissions prior to applied high-quality carbon credits are represented for all Apple Watch models, with the exception of stainless steel Apple Watch Series 9 paired with Sport Loop.

Laptops	Unit	Storage configurations		
		256GB	512GB	1TB
16-inch MacBook Pro (2023), Apple M3 Pro chip	kg CO ₂ e	–	290	–
16-inch MacBook Pro (2023), Apple M3 Max chip	kg CO ₂ e	–	–	348
15-inch MacBook Air (2024), Apple M3 chip	kg CO ₂ e	158	167	–
14-inch MacBook Pro (2023), Apple M3 chip	kg CO ₂ e	–	202	–
14-inch MacBook Pro (2023), Apple M3 Pro chip	kg CO ₂ e	–	235	–
14-inch MacBook Pro (2023), Apple M3 Max chip	kg CO ₂ e	–	–	296
13-inch MacBook Air (2022), Apple M2 chip	kg CO ₂ e	147	171	–
13-inch MacBook Air (2024), Apple M3 chip	kg CO ₂ e	135	144	–

Desktops	Unit	Storage configurations			
		256GB	512GB	1TB	4TB
iMac, Two ports	kg CO ₂ e	359	–	–	–
iMac, Four ports	kg CO ₂ e	–	389	–	–
Mac mini (2023), Apple M2 Pro chip	kg CO ₂ e	–	150	–	–
Mac mini (2023), Apple M2 chip	kg CO ₂ e	112	126	–	–
Mac Studio (2023), Apple M2 Max	kg CO ₂ e	–	290	–	–
Mac Studio (2023), Apple M2 Ultra	kg CO ₂ e	–	–	346	–
Mac Pro (2023)	kg CO ₂ e	–	–	1,572	–

Displays	Unit	
Studio Display (2022)	kg CO ₂ e	544
Pro Display XDR with Pro Stand	kg CO ₂ e	974

HomePod	Unit	
HomePod (2nd generation)	kg CO ₂ e	92
HomePod mini	kg CO ₂ e	42

Apple Vision Pro	Unit	
Apple Vision Pro	kg CO ₂ e	335

Apple TV	Unit	Storage configurations	
		64GB	128GB
Apple TV 4K, Wi-Fi	kg CO ₂ e	43	–
Apple TV 4K, Wi-Fi + Ethernet	kg CO ₂ e	–	46

Data

Energy

		Fiscal year					
Unit		2023	2022	2021	2020	2019	
Corporate facilities energy	Electricity						
	Total	MWh	3,487,000	3,199,000	2,854,000	2,580,000	2,427,000
	US	MWh	2,830,000	2,614,000	2,377,000	2,192,000	2,075,000
	International	MWh	657,000	585,000	477,000	389,000	351,000
	Fuel						
	Total	MWh	662,950	334,250	467,280	439,170	462,680
	Natural gas	MWh	312,490	188,630	203,010	202,360	202,340
	Biogas	MWh	218,780	76,280	208,620	210,820	217,140
	Propane liquid	MWh	1,030	1,830	40	140	280
	Petrol	MWh	50,760	38,790	34,880	14,910	23,950
Diesel (other)	MWh	57,030	15,610	9,780	9,610	16,450	
Diesel (mobile combustion)	MWh	22,860	13,120	10,950	1,330	2,520	
Other							
Steam, heating and cooling ¹	MWh	45,370	19,800	22,480	0	0	
Energy efficiency	Corporate facilities²						
	Electricity savings	MWh/year	298,500	290,220	223,940	215,260	118,830
	Fuel savings	MMBtu/year	126,540	116,190	110,330	136,820	162,280
	Supplier facilities³						
	Electricity savings	MWh/year	2,040,000,000	1,620,425,230	1,418,825,350	1,101,440	943,890
Fuel savings	MMBtu/year	2,281,060	2,038,930	1,047,440	752,680	25,120	
Renewable electricity	Corporate facilities						
	Renewable electricity used	MWh	3,489,000	3,199,000	2,854,000	2,580,000	2,430,000
	Renewable electricity percentage ⁴	% of total energy	100	100	100	100	100
	Scope 2 emissions avoided	tonnes CO ₂ e	1,144,000	1,201,000	1,063,720	948,000	899,000
	Supply chain⁵						
	Renewable electricity capacity (operational)	GW	16.5	13.7	10.3	4.5	2.7
Renewable electricity capacity (committed)	GW	21.0	20.0	15.9	7.9	5.1	
Renewable electricity used	MWh	25,500,000	23,700,000	18,100,000	11,400,000	5,700,000	

- Beginning in fiscal year 2021, we're accounting for the purchase of district heating, chilled water and steam.
- Because energy efficiency measures have lasting benefits, energy efficiency savings have been calculated cumulatively since 2012. All efficiency measures are retired based on their effective useful lifetime as documented by the California Energy Commission. In 2023, we accounted for our expired corporate energy efficiency savings and reflected these changes for fiscal years 2019 to 2023. Due to the COVID-19 pandemic, corporate facilities' energy use declined temporarily as we adjusted lighting and climate controls due to shutdowns and reduced occupancy. These savings are not included in the total savings from our energy efficiency programme initiatives. We also recognise that energy use at our employees' homes probably increased during this period. We have not accounted for this energy use because we anticipated that this impact is small relative to our overall energy use and we're still developing our methodology.
- Energy savings from supplier energy efficiency improvements are reported as annualised numbers. Beginning in 2020, supplier energy savings are calculated based on the fiscal year instead of on a calendar year basis.
- Beginning on 1 January 2018, 100 per cent of the electricity we use to power our global facilities is sourced from renewable energy.
- Supply chain renewable electricity capacity (operational) and renewable electricity use for fiscal year 2021 do not include REC purchases that Apple made, equivalent to 0.3 GW and 500,000 MWh, respectively, to address a small increase in its carbon footprint.

Data Resources

		Fiscal year					
		Unit	2023	2022	2021	2020	2019
Water	Corporate facilities						
	Total	million gallons	1,610	1,527	1,407	1,287	1,291
	Fresh water ¹	million gallons	1,411	1,380	1,259	1,168	1,178
	Recycled water ²	million gallons	151	142	141	113	106
	Other alternative sources ³	million gallons	48	5	7	5	7
	Supply chain						
	Fresh water saved	million gallons	12,700	13,000	12,300	10,800	9,300
Waste	Corporate facilities						
	Landfill diversion rate	%	74	71	68	70	66
	Landfilled (municipal solid waste)	pounds	38,343,490	33,260,990	33,202,200	25,826,550	38,317,120
	Recycled	pounds	81,781,660	78,618,250	73,489,220	63,812,300	72,338,130
	Composted	pounds	14,803,510	8,726,170	4,844,960	6,302,410	10,882,120
	Hazardous waste	pounds	7,321,130	2,780,610	3,525,840	4,053,770	6,096,600
	Waste to energy	pounds	5,713,790	1,197,570	657,890	786,250	1,129,080
	Supply chain						
	Waste diverted from landfill	tonnes	497,000	523,000	419,000	400,000	322,000
Product packaging footprint	Packaging						
	Total packaging⁴	tonnes	254,270	276,100	257,000	226,000	189,000
	Recycled fibre	% of total	62	66	63	60	59
	Responsibly sourced virgin fibre ⁵	% of total	35	30	33	35	33
	Plastic	% of total	3	4	4	6	8

- 1 We define fresh water as drinking-water quality. The majority of our fresh water comes from municipal sources, and less than 5 per cent comes from onsite groundwater sources.
- 2 Recycled water represents a key alternative water source. Our recycled water is sourced primarily from municipal treatment plants, with less than 5 per cent coming from onsite treatment. Recycled water is primarily used for irrigation, make-up water in cooling, and toilet flushing.
- 3 Other alternative sources of water include rain water and recovered condensate captured onsite. Water used for construction activities such as dust control is not included in this total and represents 13 million gallons of water used in fiscal year 2021. Beginning with our fiscal year 2023 water footprint, we began allocating our Prineville data centre water use, which comes from an Aquifer Storage and Recovery system, to alternative sources to better represent the impact of our water use.
- 4 Beginning in fiscal year 2022, we expanded our packaging goal boundary to better reflect our impact to include retail bags, all finished goods boxes (including plastic content in labels and in-box documentation), packaging sent to our customers as part of Apple Trade In, AppleCare packaging for whole units and service modules (with the exception of plastics needed to protect items from electrostatic discharge), and secondary packaging of Apple products and accessories sold by Apple. Our goal boundary does not include the inks, coatings or adhesives used in our packaging in addition to our packaging footprint.
- 5 Responsible sourcing of wood fibre is defined in Apple's Sustainable Fiber Specification. Since 2017, all the virgin wood fibre used in our packaging has come from responsible sources.

Data

Normalising factors*

	Fiscal year				
	2023	2022	2021	2020	2019
Net sales (in millions, US\$)	383,285	394,328	365,817	274,515	260,174
Number of full-time equivalent employees	161,000	164,000	154,000	147,000	137,000

* As reported in Apple's Form 10-K Annual Report filed with the SEC.

Appendix

A: Corporate facilities energy supplement

B: Apple's life-cycle assessment methodology

C: Assurance and review statements

Net comprehensive carbon footprint, facilities energy, carbon, waste, paper and water data (Apex)

Product carbon footprint (Fraunhofer Institute)

Supplier Clean Energy Programme (Apex)

Supplier Energy Efficiency Programme (Apex)

Packaging fibre and plastic footprint (Fraunhofer Institute)


D: Environment, Health and Safety Policy

E: ISO 14001 certification

Report notes

End notes

Appendix



Appendix

- A: Corporate facilities energy supplement**
- B: Apple's life-cycle assessment methodology**
- C: Assurance and review statements**
- D: Environment, Health and Safety Policy**
- E: ISO 14001 certification**
- Report notes**
- End notes**

Appendix A

Appendix A

Corporate facilities energy supplement

Use of renewable energy at our facilities has been a central component of our emissions reduction strategy since 2011. We've learnt a lot about how best to secure renewable energy, which has helped us educate suppliers and expand our renewable energy efforts into our supply chain. This appendix summarises the types of renewable energy solutions we've deployed, and it details how we implement renewable energy at our data centres – our largest energy loads.

How we procure renewable energy

Since launching our renewable energy programme in 2011, we've implemented a number of solutions to procure renewable energy. Our strategy has evolved over time to create the most positive impact.

2011

Ownership and PURPA: Apple's 100 per cent equity ownership of our Maiden solar arrays was the first time a non-energy commercial company built its own utility-scale solar PV project. We used a 1978 federal law called the Public Utility Regulatory Policies Act (PURPA) to structure the project. We then applied this same structure to two more large solar PV and biogas fuel cell projects in North Carolina and two microhydro projects in Oregon. This was a landmark moment in corporate renewable energy development and led to an increased use of PURPA in these states.

2012

Direct Access: In California and Oregon, we've used a programme called Direct Access to bypass the default electricity generation offered by the utilities serving our data centres in those states. Instead, we contracted directly with independent power producers and electricity service providers who could supply 100 per cent renewable electricity. After initially buying from existing, third-party-owned projects, we're now procuring renewable energy from projects we created: The Solar Star II and Montague Wind projects deliver renewables to our Oregon data centre, and the California Flats solar project delivers renewables to our data centres, offices and retail stores in California.

2013

GreenEnergy Rider: We opened a new data centre in Reno, Nevada. With no PURPA or Direct Access options in Nevada, we worked directly with the local utility, NV Energy, to create a whole new regulatory structure. The Nevada GreenEnergy Rider enables us to secure a long-term, fixed-price contract for renewable electricity from a new solar PV project built for us but managed by the utility. We've used this partnership to create four solar projects, totalling 320 megawatts.

2014

Equity investment: We invested in two 20-megawatt solar PV projects in Sichuan, China, to support all our in-country retail stores, corporate offices and data storage facilities. This project represented the first time a commercial company created a new large-scale project in China for its own use. We've since replicated this model many times for Apple's supply chain.

2015 and 2016

Portfolio solutions: We adapted to land scarcity constraints in Singapore and Japan by contracting for solar PV on 800 rooftops in Singapore and 300 in Japan. We adapted our approach in each country to fit local partnerships and regulatory structures: We signed a long-term agreement similar to a power purchase agreement in Singapore and made an equity investment in Japan. These projects offer us long-term flexibility as our load grows.

2017

Renewable microgrid: We've been powering Apple Park with 100 per cent renewable energy – more than 50 per cent of which is generated onsite and managed by a microgrid. The onsite generation comes from 14 megawatts of rooftop solar PV and 4 megawatts of base-load biogas fuel cells. Any additional energy required is drawn by Direct Access from the California Flats solar project in nearby Monterey County. The microgrid system with battery storage manages the renewable energy generation and the building's energy use; optimises demand management, load shifting and frequency regulation services; and ensures uninterrupted energy reliability against local grid outages.

Facilities renewable energy projects

To achieve 100 per cent renewable electricity for Apple’s own facilities, Apple has helped create 1,647 MW of renewable energy around the world. The projects listed to the right represent Apple-created renewable energy projects that support Apple facilities’ electricity use and contribute to cleaner grids around the world. Operational projects apply a mix of renewable energy technology, including wind (22 per cent), solar (78 per cent), microhydro (0.2 per cent) and biogas fuel cells (0.2 per cent).

This table represents all operational renewable energy projects that Apple has helped create.

Location	Renewable energy technology	Size (MW)
Australia	PV	0.5
Brazil	Wind	0.5
China mainland	PV	195
Denmark	PV	42
Denmark	Wind	17
India	PV	16
Israel	PV	5
Japan	PV	12
Mexico	Wind	0.8
Power for Impact projects	PV	1.2
Rooftop solar projects	PV	5
Singapore	PV	54
Taiwan	PV	1
Türkiye	PV	4
Arizona, US	PV	62
California, US	Biogas fuel cell	4
California, US	PV	144
Illinois, US	Wind	112
Nevada, US	PV	320
North Carolina, US	PV	164
Oregon, US	Microhydro	3
Oregon, US	PV	125
Oregon, US	Wind	200
Texas, US	Wind	25
Virginia, US	PV	134
	Total	1647

Note: Data current as of February 2024 (operational).

Fiscal year 2023 energy and carbon footprint (corporate facilities)

The table below provides a detailed breakdown of 2023 energy use, which we used to calculate our greenhouse gas emissions.

Location	Scope 1			Scope 2		
	Total gas (MMBtu)	Renewable biogas (MMBtu)	Scope 1 emissions (tonnes CO ₂ e)	Electricity (million kWh)	Renewable electricity (million kWh)	Scope 2 emissions (market-based, tonnes CO ₂ e) ¹
Corporate	1,007,071	746,506	42,746	940	940	0
Cupertino, CA	805,271	202,306	32,027	427	427	0
Elk Grove, CA	10,175	0	540	14	14	0
Austin, TX	24,826	0	1,319	113	113	0
Other US	104,718	544,200	5,562	143	143	0
Cork, Ireland	24,219	0	1,286	16	16	0
Singapore	518	0	28	18	18	0
China mainland	960	0	51	41	41	0
Other international	36,384	0	1,933	168	168	0
Data centres	740	0	39	2,344	2,344	0
Maiden, NC	0	0	0	453	453	0
Mesa, AZ	524	0	28	488	488	0
Newark, CA	0	0	0	0	0	0
Prineville, OR	216	0	11	269	269	0
Reno, NV	0	0	0	440	440	0
Viborg, Denmark	–	–	–	40	40	0
Co-location facilities (US)	–	–	–	387	387	0
Co-location facilities (international)	–	–	–	96	96	0
China mainland	–	–	–	171	171	0
Retail stores	58,446	0	3,105	203	203	0
Domestic (US)	34,449	0	1,830	96	96	0
International	23,997	0	1,275	107	107	0
Total	1,066,257	746,506	45,890	3,199	3,199	0

Dash indicates unavailable data.

N/A = Gas use at co-location facilities is considered outside Apple's operational control.

¹ Scope 2 market-based emissions from purchased electricity is zero. However, we also account for purchased steam, heating and cooling, which resulted in 3,400 tonnes of emissions in fiscal year 2023.

A focus on data centres

We used over 2.3 billion kWh of electricity in 2023 to power our data centres and co-location facilities around the world. We’re proud that 100 per cent of that electricity came from renewable sources, including solar, wind, biogas fuel cells and low-impact hydropower. To cover our needs, we build our own renewable power projects and work with utilities to purchase clean energy from locally obtained resources. We’re staying at 100 per cent even as Apple’s data centre presence continues to grow.

We now operate seven data centres, and more are being developed.² These data centres are spread across North America, Europe and Asia. Each has unique design features that conserve energy and reflect the climate – as well as other aspects – of its location.

Maiden, North Carolina

100 per cent renewable since opening in June 2010

Between 2011 and 2015, we installed 68 megawatts of Apple-created projects: two 20-megawatt solar projects, an 18-megawatt solar project and 10 megawatts of biogas fuel cells. We then worked with the local utility, Duke Energy, to help build five solar projects through its Green Source Rider programme. These solar projects came online beginning in 2015 and were Duke Energy’s first Green Source Rider projects to become operational. We worked with Duke Energy for several years to develop this green energy tariff option, which allowed Apple and Duke Energy to develop new renewable

energy projects. The five Green Source Rider projects have a combined capacity of 22 megawatts. In 2017, we made long-term commitments to five more solar projects in North Carolina, for an additional 85 megawatts of renewable energy.

The energy efficiency measures we’ve implemented at our Maiden data centres include use of outside air cooling through a water-side economiser during night and cool-weather hours, which, along with water storage, allows the chillers to be idle 75 per cent of the time.

Maiden, North Carolina: Grid mix versus Apple-sourced renewable energy

Electricity use in 2023: 453 million kWh
Emissions avoided in 2023: 121,00 million tonnes CO₂e³

Default grid mix	%	Apple actual renewable energy allocation	%
Gas	43	Apple’s solar projects	88
Nuclear	32	Apple’s wind projects	12
Coal	11		
Renewable	10		
Hydro	4		

Source: eGRID 2022.

Source: 2023 energy data.

² In our 2023 Environmental Progress Report, we stated that we operate eight data centres. For fiscal year 2023, we no longer include the Newark, CA data centre, as it was sold in fiscal year 2022.

³ Emissions avoided are calculated using the GHG Protocol methodology for calculating market-based emissions.

Prineville, Oregon

100 per cent renewable since opening in May 2012

To support our Prineville data centre, we signed a 200-megawatt power purchase agreement for a new Oregon wind farm – the Montague Wind Power Facility – which entered commercial operation at the end of 2019.

This is in addition to our power purchase agreement for the 56-megawatt Solar Star Oregon II project located just a few miles from our data centre. This solar PV project came online and began supporting the data centre in 2017. To strengthen the connection between Apple and these projects, we use Oregon’s Direct Access programme to supply the renewable energy from these projects directly to our data centre.

Also supporting the data centre are two microhydro projects that harness the power of water flowing through local irrigation canals that have been operating for over 60 years. To supplement these projects, we executed a long-term purchase agreement for all environmental attributes from a 69-megawatt portfolio of eight solar projects in Oregon.

Our Prineville data centre takes advantage of the cool and dry climate by cooling its servers with outside air whenever possible. Indirect evaporative cooling is enabled when the outside air temperature gets too high to cool the servers with outside air alone.

Prineville, Oregon: Grid mix versus Apple-sourced renewable energy

Electricity use in 2023: 269 million kWh
Emissions avoided in 2023: 79,800 million CO₂e⁴

Default grid mix	%	Apple actual renewable energy allocation	%
Hydro	51	Apple’s solar projects	38
Gas	31	Apple’s wind projects	60
Renewable	18	Apple’s microhydro projects	2

Source: eGrid 2022.

Source: 2023 energy data.

Reno, Nevada

100 per cent renewable since opening in December 2012

Unlike the competitive energy markets where some of our data centres are located, the regulated electricity supply in Nevada did not offer a simple solution for us to create new renewable energy projects dedicated to our data centre. In 2013, we created a partnership with the local utility, NV Energy, to develop the Fort Churchill Solar project. Apple designed, financed and constructed the project. NV Energy owns and operates the facility and directs all the renewable energy it produces to our data centre. The nearly 20-megawatt Fort Churchill Solar project was based on a unique tracker with curved mirrors that concentrate sunlight onto photovoltaic cells.

To facilitate further renewable development in Nevada, Apple worked with NV Energy and the Public Utility

Commission of Nevada to create a green energy option open to all commercial customers, called the NV GreenEnergy Rider, that does not require the customer to fund project development up front. Thanks to this new option, in 2015 we announced our second Nevada solar project, the 50-megawatt Boulder Solar II project. This project came online in 2017. We’ve utilised the NV GreenEnergy Rider programme to create two additional projects: the 200-megawatt Techren II solar project, online in 2019, and the 50-megawatt Turquoise project, online in 2020.

Like in Prineville, our Reno data centre takes advantage of the mild climate by cooling its servers with outside air whenever possible. When the outside air is too warm to cool the servers alone, it draws from indirect evaporative cooling.

Reno, Nevada: Grid mix versus Apple-sourced renewable energy

Electricity use in 2023: 440 million kWh
Emissions avoided in 2023: 130,600 million tonnes CO₂e⁵

Default grid mix	%	Apple actual renewable energy allocation	%
Gas	59	Apple’s solar projects (NV GreenEnergy Rider programme)	100
Renewable	30		
Coal	7		
Hydro	4		

Source: eGRID 2022.

Source: 2023 energy data.

⁴ Emissions avoided are calculated using the GHG Protocol methodology for calculating market-based emissions.

⁵ Emissions avoided are calculated using the GHG Protocol methodology for calculating market-based emissions.

Mesa, Arizona

100 per cent renewable since opening in March 2017⁶

Our global command data centre in Mesa, Arizona, came online in 2016. To support this facility, we partnered with the local utility, Salt River Project (SRP), to build the 50-megawatt Bonnybrooke solar project, which became operational in January 2017.

As the Mesa data centre grew, it became apparent that we needed additional sources of renewable energy to maintain our 100 per cent renewable electricity goal.

We began to explore onsite solar options at the data centre and determined that we could provide valuable shaded parking that paid for itself through energy bill reductions while adding to our renewable energy portfolio. The resulting PV facility includes five elevated parking canopies and three ground-mounted arrays, for a total generating capacity of 4.67 MW. The onsite PV system began commercial operation in March 2019.

Mesa, Arizona: Grid mix versus Apple-sourced renewable energy

Electricity use in 2023: 488 million kWh
Emissions avoided in 2023: 181,500 million tonnes CO₂e⁷

Default grid mix	%	Apple actual renewable energy allocation	%
Gas	43	Apple’s solar projects	82
Nuclear	31	Apple’s wind projects	18
Coal	13		
Hydro	5		
Renewable	9		

Source: eGRID 2022.

Note: Total doesn’t add up to 100 per cent due to rounding.

Denmark

100 per cent renewable energy from the first day of operations

Our data centre came online in 2020. The data centre’s construction phase was powered by 100 per cent wind energy from a local renewable energy retailer in Denmark. Our Northern Jutland PV project achieved commercial operation in late 2019, will meet all the data centre’s near-term energy needs and, at 42 megawatts, is one of Denmark’s largest solar power plants. Our second renewable project in Denmark – a 17 MW wind project – also came online in late 2020. We’ve

secured long-term supply contracts with both Danish renewable projects, which will scale up as our data centre loads grow.

The power system design at the data centre is based on a resilient substation that eliminates the need for backup diesel generators. This reduces the carbon footprint of the data centre and completely eliminates the need for large diesel fuel storage systems and diesel engine emissions, which would affect the local community.

Denmark: Grid mix versus Apple-sourced renewable energy

Electricity use in 2023: 40 million kWh
Emissions avoided in 2023: 22,000 million tonnes CO₂e⁸

Default grid mix	%
Renewable	62
Hydro	20
Coal	8
Gas	5
Nuclear	4
Other	1

Source: Energinet. <https://energinet.dk/data-om-energi/deklarationer-og-csr/lokationsbaseret-deklaration-miljodeklaration/>.

Apple actual renewable energy allocation	%
Apple’s wind and solar projects	100

Source: 2023 energy data.

- 6 Apple took operational control of the building in October 2015 and converted it to a data centre that began servicing customers in March 2017.
- 7 Emissions avoided are calculated using the GHG Protocol methodology for calculating market-based emissions.
- 8 Emissions avoided are calculated using the GHG Protocol methodology for calculating market-based emissions.

China mainland

100 per cent renewable energy from the first day of operations

To cover the electricity load at our two data centres in China, we secured long-term agreements with solar and wind projects in China – both operational.

As the data centres expand further, we'll continue to source renewable electricity in-country to support the growth with renewable electricity.

China mainland: Grid mix versus Apple-sourced renewable energy

Electricity use in 2023: 171 million kWh

Emissions avoided in 2023: 105,000 million kWh⁹

Default grid mix	%	Apple actual renewable energy allocation	%
Coal	63	Apple's solar projects	50
Hydro	17	Apple's wind projects	50
Renewable	11	Source: 2023 energy data.	
Nuclear	5		
Gas	3		

Source: IEA Electricity Information 2022, www.iea.org/data-and-statistics/data-product/electricity-information.

⁹ Emissions avoided are calculated using the GHG Protocol methodology for calculating market-based emissions.

Our co-location facilities

The majority of our online services are provided by our own data centres; however, we also use third-party co-location facilities for additional data centre capacity. While we don't own these shared facilities and use only a portion of their total capacity, we include our portion of their energy use in our renewable energy goals.

Starting in January 2018, 100 per cent of our power for co-location facilities was matched with renewable energy generated within the same country or regional grid. As our loads grow over time, we'll continue working with our co-location suppliers to match 100 per cent of our energy use with renewables.

Third-party computing

Beyond the use of our own data centres and co-location facilities, we also use third-party services to support some of our on-demand cloud computing and storage services. As of 2023, all the electricity associated with Apple's load at our third-party computing vendors is matched with 100 per cent clean energy.

	Total energy use (kWh)	Renewable energy (kWh)	Default utility emissions (tonnes CO ₂ e) ¹⁰	Apple's emissions – including renewable energy (tonnes CO ₂ e) ¹¹	Per cent renewable energy (%) ¹²
FY 2011	42,500	0	10	10	0
FY 2012	38,552,300	1,471,680	17,200	16,500	4
FY 2013	79,462,900	46,966,900	31,800	14,500	59
FY 2014	108,659,700	88,553,400	44,300	11,000	81
FY 2015	142,615,000	121,086,100	60,500	12,700	85
FY 2016 ¹³	145,520,900	143,083,200	66,300	1,600	98
FY 2017	289,195,800	286,378,100	125,600	1,500	99
FY 2018	327,663,800	326,959,700	146,600	400	100
FY 2019	339,047,649	339,047,649	146,400	0	100
FY 2020	372,901,398	372,901,398	153,459	0	100
FY 2021	384,727,076	384,727,076	146,780	0	100
FY 2022	487,921,930	487,921,930	182,700	0	100
FY 2023	483,299,062	483,299,062	186,141	0	100

10 We calculate default utility emissions to provide baseline emissions of what our carbon footprint would have been without the use of renewable energy. This allows us to demonstrate the savings resulting from our renewable energy programme.

11 Apple's greenhouse gas emissions are calculated using the World Resources Institute Greenhouse Gas Protocol methodology for calculating market-based emissions.

12 We calculate our progress towards our 100 per cent renewable energy goal on a calendar year basis, while the numbers reported in this table are based on fiscal year. Beginning on 1 January 2018, all the electricity use at our co-location facilities is from 100 per cent renewable energy.

13 Over the past few years, we've been installing sub-meters in co-location facilities to track electricity usage better. Beginning in fiscal year 2016, we started reporting this sub-metered electricity usage. Prior to fiscal year 2016, reported electricity usage was estimated conservatively based on maximum contract capacity quantities. We've updated our fiscal year 2016 co-location facilities footprint to reflect Apple's operational boundaries more accurately. As per the GHG Protocol, we've removed from our electricity usage and scope 2 calculations those emissions associated with co-location facility cooling and building operations.

- Appendix**
- A: Corporate facilities energy supplement**
- B: Apple's life-cycle assessment methodology**
- C: Assurance and review statements**
- D: Environment, Health and Safety Policy**
- E: ISO 14001 certification**
- Report notes**
- End notes**

Appendix B

Appendix B

Apple's life-cycle assessment methodology

When conducting a product life-cycle assessment (LCA), we calculate greenhouse gas emissions using the 100-year time horizon global warming potentials (GWP100) from the 2023 IPCC Sixth Assessment Report (AR6),¹ including biogenic carbon.

There is inherent uncertainty in modelling greenhouse gas emissions, primarily due to data limitations. For the top component contributors to Apple's greenhouse gas emissions, Apple addresses this uncertainty by developing detailed process-based environmental models with Apple-specific parameters. For the remaining elements of Apple's carbon footprint, we rely on industry average data and assumptions.

The following section details the five steps we use to conduct our LCA:

PRODUCT LCA PROCESS

How Apple conducts our product greenhouse gas life-cycle assessment



To model the manufacturing phase

We use part-by-part measurements of the entire product along with data on part production. In some cases, where part-by-part data is not readily available, we also use design-level data for size and weight details. The measurements help us accurately determine the size and weight of the components and materials in the product, while data on manufacturing processes and yield loss during production allows us to account for the impact of manufacturing. The LCA includes accessories and packaging, as well as decreased emissions through Apple's Supplier Clean Energy Programme. When calculating Apple's comprehensive carbon footprint, we also include units that are repaired and replaced through AppleCare.



To model transport

We use data collected on shipments of single products and multi-pack units by land, sea and air. We account for transporting materials between manufacturing sites; transporting products from manufacturing sites to regional distribution hubs; transporting products from regional distribution hubs to individual customers; and transporting products from final customers to recycling facilities.



To model customer use

We measure the power consumed by a product while it is running in a simulated scenario. Daily usage patterns are specific to each product and are a mixture of actual and modelled customer use data. For the purposes of our assessment, years of use, which are based on first owners, are modelled to be four years for macOS, visionOS and tvOS devices, and three years for iOS, iPadOS and watchOS devices. Most Apple products last longer and are often passed on, resold or returned to Apple by the first owner for others to use. More information on our product energy use is provided in our Product Environmental Reports.



To model end of life

We use material composition data about our products and estimate the ratio of products that are sent for recycling or disposal. For products sent for recycling, we capture the initial processing by the recycler to prepare the product for recovery of electronic, metal, plastic and glass material streams. Subsequent downstream recycling processes are not included, as these are considered stages of production and not end-of-life processing. For products sent for disposal, we capture the emissions associated with landfilling or incineration of each type of material.



Putting it all together

After we've collected data about manufacturing, use, transport and end of life, we combine it with detailed greenhouse gas emission data. This emission data is based on a combination of Apple-specific and industry-average data sets for material production, manufacturing processes, electricity generation and transport. Renewable energy used in the supply chain, initiated by suppliers independently or through the Apple Supplier Clean Energy Programme, is also accounted for within the LCA model. Combining product-specific information with emission data in our LCA allows us to compile detailed results for greenhouse gas emissions as they relate to each product. The data and modelling approaches are checked for quality and accuracy by the Fraunhofer Institute in Germany.

Appendix

A: Corporate facilities energy supplement

B: Apple's life-cycle assessment methodology

C: Assurance and review statements

Net comprehensive carbon footprint, facilities energy, carbon, waste, paper and water data (Apex)

Product carbon footprint (Fraunhofer Institute)

Supplier Clean Energy Programme (Apex)

Supplier Energy Efficiency Programme (Apex)

Packaging fibre and plastic footprint (Fraunhofer Institute)

D: Environment, Health and Safety Policy

E: ISO 14001 certification

Report notes

End notes

Appendix C

Appendix C

Net comprehensive carbon footprint, facilities energy, carbon, waste, paper and water data (Apex)

INDEPENDENT ASSURANCE STATEMENT



To: The Stakeholders of Apple Inc.

Introduction and objectives of work

Apex Companies, LLC (Apex) was engaged by Apple Inc. (Apple) to conduct an independent assurance of select environmental data reported in its 2023 environmental report (the Report). This assurance statement applies to the related information included within the scope of work described below. The intended users of the assurance statement are the stakeholders of Apple. The overall aim of this process is to provide assurance to Apple's stakeholders on the accuracy, reliability and objectivity of Subject Matter included in the Report.

This information and its presentation in the Report are the sole responsibility of the management of Apple. Apex was not involved in the collection of the information or the drafting of the Report.

Scope of Work

Apple requested Apex to include in its independent review the following (Subject Matter):

- Assurance of select environmental data and information included in the Report for the fiscal year 2023 reporting period (September 25, 2022 through September 30, 2023), specifically, in accordance with Apple's definitions and World Resources Institute (WRI)/World Business Council for Sustainable Development (WBCSD) Greenhouse Gas Protocol:
 - Energy: Direct (Million Therms) and Indirect (Million kilowatt hours (mkWh))
 - Renewable Energy (mkWh)
 - Water Withdrawal (Million Gallons)
 - Greenhouse Gas (GHG) Emissions: Direct Scope 1 emissions by weight, Indirect Scope 2 emissions by weight, Indirect Scope 3 emissions by weight (Purchased Goods and Services, Fuel and Energy Related Activities, Employee Commute and Business Travel) (Metric Tonnes of Carbon Dioxide equivalent)
 - Apple Comprehensive Carbon Footprint
 - Waste Quantities and Disposition (Metric Tonnes)
 - Paper Quantities (Metric Tonnes)

Excluded from the scope of our work is any assurance of information relating to:

- Text or other written statements associated with the Report
- Activities outside the defined assurance period

Assessment Standards

Our work was conducted against Apex's standard procedures and guidelines for external Verification of Sustainability Reports, based on current best practice in independent assurance. Apex procedures are based on principles and methods described in the International Standard on Assurance Engagements (ISAE) 3000 Revised, Assurance Engagements Other than Audits or Reviews of Historical Financial Information (effective for assurance reports dated on or after Dec. 15, 2015), issued by the International Auditing and Assurance Standards Board and ISO 14064-3: Greenhouse gases -- Part 3: Specification with guidance for the validation and verification of greenhouse gas statements.

Methodology

Apex undertook the following activities:

1. Site visits to Apple facilities in Rialto, California and Battersea, United Kingdom;
2. Interviews with relevant personnel of Apple;
3. Review of internal and external documentary evidence produced by Apple;
4. Audit of environmental performance data presented in the Report, including a detailed review of a sample of data against source data; and
5. Review of Apple information systems for collection, aggregation, analysis and internal verification and review of environmental data.

The work was planned and carried out to provide reasonable assurance for the following indicators, and we believe it provides an appropriate basis for our conclusions:

- Energy: Direct (Million Therms) and Indirect (Million kilowatt hours (mkWh))
- Renewable Energy (mkWh)
- Water Withdrawal (Million Gallons)
- Greenhouse Gas (GHG) Emissions: Direct Scope 1 emissions by weight, Indirect Scope 2 emissions by weight (Metric Tonnes of Carbon Dioxide equivalent)
- Paper Quantities (Metric Tonnes)

The work was planned and carried out to provide limited assurance for the following indicators, and we believe it provides an appropriate basis for our conclusions:

- Greenhouse Gas (GHG) Emissions: Indirect Scope 3 emissions by weight (Purchased Goods and Services, Fuel and Energy-Related Activities, Employee Commuting and Business Travel) (Metric Tonnes of Carbon Dioxide equivalent)
- Apple Comprehensive Carbon Footprint
- Waste Quantities and Disposition (Metric Tonnes)

Our Findings

Apex verified the following indicators for Apple's Fiscal Year 2022 reporting period (September 25, 2022 through September 30, 2023):

Parameter	Quantity	Units	Boundary / Protocol
Natural Gas Consumption	1,066,300	Metric million British thermal unit	Worldwide occupied properties / Apple Internal Protocol
Electricity Consumption	3,500	Million kilowatt hours (mkWh)	Worldwide occupied properties / Apple Internal Protocol
Renewable Energy	3,500	Million kilowatt hours (mkWh)	Worldwide / Invoiced quantities & self-generated
Scope 1 GHG Emissions	55,200	Metric tonnes of carbon dioxide equivalent (tCO ₂ e)	Worldwide occupied properties / WRI/WBCSD GHG Protocol
Scope 2 GHG Emissions (Location-Based)	1,206,700	tCO ₂ e	Worldwide occupied properties / WRI/WBCSD GHG Protocol
Scope 2 GHG Emissions (Market-Based)	3,400	tCO ₂ e	Worldwide occupied properties / WRI/WBCSD GHG Protocol
Scope 3 Transmission and Distribution Losses (Market-Based)	0	tCO ₂ e	Worldwide occupied properties / WRI/WBCSD GHG Protocol Value Chain (Scope 3)
Scope 3 GHG Emissions – Upstream Fuel-Related Activities	18,300	tCO ₂ e	Worldwide occupied properties / WRI/WBCSD GHG Protocol Value Chain (Scope 3)
Scope 3 GHG Emissions – Business Travel	225,700	tCO ₂ e	Worldwide occupied properties / WRI/WBCSD GHG Protocol Value Chain (Scope 3)



Scope 3 GHG Emissions – Employee Commute	164,100	tCO ₂ e	Worldwide occupied properties / WRI/WBCSD GHG Protocol Value Chain (Scope 3)
Scope 3 GHG Emissions - Work From Home Emissions (Employee Commute) (Location-Based)	20,600	tCO ₂ e	Worldwide occupied properties / WRI/WBCSD GHG Protocol Value Chain (Scope 3)
Scope 3 GHG Emissions – Work From Home Emissions (Employee Commute) (Market-Based)	4,700	tCO ₂ e	Worldwide occupied properties / WRI/WBCSD GHG Protocol Value Chain (Scope 3)
Scope 3 GHG Emissions - Other Cloud Services (Purchased Goods and Services) (Market-Based)	0	tCO ₂ e	Worldwide occupied properties / WRI/WBCSD GHG Protocol Value Chain (Scope 3)
Water Withdrawal	1600	Million gallons	Worldwide occupied properties / Apple Internal Protocol
Water Discharge	900	Million gallons	Worldwide occupied properties / Apple Internal Protocol
Trash Disposed in Landfill	17,400	Metric tonnes	Worldwide occupied properties / Apple Internal Protocol
Hazardous Waste (Regulated waste)	3,300	Metric tonnes	Worldwide occupied properties / Apple Internal Protocol
Recycled Material (Removal by recycling contractor)	37,000	Metric tonnes	Worldwide occupied properties / Apple Internal Protocol
Composted Material	6,700	Metric tonnes	Worldwide occupied properties / Apple Internal Protocol
Waste to Energy	2,600	Metric tonnes	Worldwide occupied properties / Apple Internal Protocol
C&D Landfilled	3,200	Metric tonnes	Worldwide occupied properties / Apple Internal Protocol
C&D Recycled	23,600	Metric tonnes	Worldwide occupied properties / Apple Internal Protocol
Paper Used	1,100	Metric tonnes	Worldwide occupied properties / Apple Internal Protocol
Product end use avoided emissions	48,800	tCO ₂ e	Worldwide occupied properties / WRI/WBCSD GHG Protocol Value Chain (Scope 3)



Comprehensive Carbon Footprint (Market Based)			
Corporate GHG Emissions (Market-Based) ¹	471,400	tCO ₂ e	Worldwide occupied properties / WRI/WBCSD GHG Protocol
Product Use ²	4,600,000	tCO ₂ e	Worldwide occupied properties / WRI/WBCSD GHG Protocol
Manufacturing ³	9,400,000	tCO ₂ e	Worldwide occupied properties / WRI/WBCSD GHG Protocol
Transportation ⁴	1,500,000	tCO ₂ e	Worldwide occupied properties / WRI/WBCSD GHG Protocol
Recycling ⁴	70,000	tCO ₂ e	Worldwide occupied properties / WRI/WBCSD GHG Protocol
Comprehensive Carbon Footprint ⁵	16,100,000	tCO ₂ e	Worldwide occupied properties / WRI/WBCSD GHG Protocol

Parameter	Quantity	Units	Boundary / Protocol
Carbon Removals	485,000	tCO ₂ e	Worldwide occupied properties / WRI/WBCSD GHG Protocol Value Chain
Net Footprint ⁶	15,600,000	tCO ₂ e	Worldwide occupied properties / WRI/WBCSD GHG Protocol Value Chain

1. Corporate GHG Emissions = Scope 1 GHG Emissions + Scope 2 (Market-Based) GHG Emissions + Scope 3 GHG Emissions
2. Product Use emissions (4.65 million metric tonnes) reportedly verified by another third-party provider. Apex verified 0.05 million metric tonnes reduction.
3. Manufacturing emissions (27.92 million metric tonnes) not verified by Apex - reportedly verified by another third-party provider - CEP emissions reductions (18.51 million metric tonnes).
4. Not Verified by Apex. Reportedly verified by another third-party provider.
5. Comprehensive Carbon Footprint = Corporate GHG Emissions + Product Use + Manufacturing + Transportation + Recycling
6. Net Footprint = Gross Carbon Footprint – Carbon Removals

Our Conclusion

Based on the assurance process and procedures conducted regarding the Subject Matter, we conclude that:

- The Energy, Water, Paper, and Scope 1, Scope 2, Scope 3 (Business Travel & Employee Commute) GHG Emissions assertions shown above are materially correct and are a fair representation of the data and information;
- There is no evidence that the Scope 3 (Business Travel, Employee Commute Work From Home, Other Cloud Services, and Fuel and Energy Related Activities) GHG emissions, Waste, and Comprehensive Carbon Footprint assertions shown above are not materially correct and are not a fair representation of the data and information;
- Apple has established appropriate systems for the collection, aggregation and analysis of relevant environmental information, and has implemented underlying internal assurance practices that provide a reasonable degree of confidence that such information is complete and accurate.




Statement of independence, integrity and competence

Apex has implemented a Code of Ethics across the business to maintain high ethical standards among staff in their day to day business activities. We are particularly vigilant in the prevention of conflicts of interest.

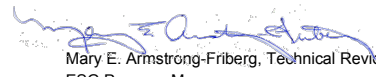
No member of the assurance team has a business relationship with Apple, its Directors or Managers beyond that required of this assignment. We have conducted this verification independently, and there has been no conflict of interest.

The assurance team has extensive experience in conducting verification and assurance over environmental, social, ethical and health and safety information, systems and processes, has over 30 years combined experience in this field and an excellent understanding of Apex standard methodology for the Assurance of Sustainability Reports.

Attestation:



Trevor Donaghu, Lead Verifier
ESG Director, National Practice Lead
Apex Companies, LLC



Mary E. Armstrong-Friberg, Technical Reviewer
ESG Program Manager
Apex Companies, LLC

April 11, 2024

Appendix C

Product carbon footprint (Fraunhofer Institute)



Letter of Assurance

Comprehensive Carbon Footprint – Scope 3: Product related Carbon Footprint for Fiscal Year 2023

Fraunhofer IZM reviewed Apple's scope 3 carbon footprint data related to the products manufactured and sold by Apple Inc. in fiscal year 2023.

1 Summary

This review checks transparency of data and calculations, appropriateness of supporting product related data and assumptions, and overall plausibility of the calculated comprehensive annual carbon footprint comprised of emissions derived from the life cycle assessment (LCA) of Apple products shipped in fiscal year 2023. This review and verification focuses on Scope 3 emissions for products sold by Apple Inc. (as defined by WRI/WBCSD/Greenhouse Gas Protocol – Scope 3 Accounting and Reporting Standard). Confidential data relating to product sales and shipments were excluded from the scope of this verification.

This review and verification covers Apple's annual greenhouse gas emissions and does not replace reviews conducted for individual product LCAs for greenhouse gas emissions (GHGs). The life cycle emissions data produced by Apple for individual products has been calculated in accordance to the standard ISO 14040/14044: Environmental management – Life cycle assessment – Principles and framework / Requirements and guidelines and ISO 14067: Greenhouse gases - Carbon footprint of products - Requirements and guidelines for quantification. This review and verification furthermore complies with ISO 14064-3: Greenhouse gases – Part 3: Specification with guidance for the validation and verification of greenhouse gas assertions.

The review of the annual carbon footprint has considered the following criteria:

- The system, boundaries and functional unit are clearly defined
- Assumptions and estimations made are appropriate
- Selection of primary and secondary data is appropriate and methodologies used are adequately disclosed

These criteria are also fundamental to the review of LCAs conducted for individual product emissions. The reviewers note that the largest share of Apple Inc. annual carbon footprint is comprised of scope 3 emissions from individual products. The aforementioned criteria have



been regularly reviewed by Fraunhofer IZM experts since 2007 with a view to providing independent feedback that can facilitate continuous improvement and refinement in the LCA methodology applied by Apple Inc.

Data reported by Apple is as follows:

	Manufacturing	Transportation	Product Use	Recycling	Total base product footprint
2023	27.92	1.50	4.65	0.07	34.14
	[MMT CO ₂ e]	[MMT CO ₂ e]	[MMT CO ₂ e]	[MMT CO ₂ e]	[MMT CO ₂ e]

MMT CO₂e: million metric tons carbon dioxide equivalents

The total scope 3 product related carbon footprint is reported to be 34.14 million metric tons CO₂e, applying a location-based method reflecting the average emissions intensity of grids on which energy consumption occurs. This figure does not include greenhouse gas emissions reductions for manufacturing resulting from Apple renewable energy projects, supplier renewable electricity purchases, and supplier renewable electricity installations.

Based on the process and procedures conducted, there is no evidence that the Greenhouse Gas (GHG) assertion with regards to scope 3 carbon footprint

- is not materially correct and is not a fair representation of GHG data and information, and
- has not been prepared in accordance with the related International Standard on GHG quantification, monitoring and reporting.

2 Reviewed Data and Plausibility Check

A verification and sampling plan as required by ISO 14046-3 has been established for the comprehensive carbon footprint review and verification, defining the level of assurance, objectives, criteria, scope and materiality of the verification.

As part of this review and verification Apple disclosed following data to Fraunhofer IZM:

- Sales data for FY2023, including accessories and including AppleCare, Apple's extended warranty and technical support plans for their devices.
- Life cycle GHG emissions for all products, differentiating the actual product configurations (e.g. memory capacity)
- Calculation methodology for the comprehensive carbon footprint
- Detailed analysis of the comprehensive carbon footprint including:



- o The breakdown of the carbon footprint into life cycle phases manufacturing, transportation, product use and recycling
- o Detailed product specific split into life cycle phases
- o The contribution of individual products and product families to the overall carbon footprint

The data and information supporting the GHG assertion were projected (use phase and recycling) and historical (i.e. fiscal year 2023 data regarding sales figures, manufacturing, transportation, use patterns where available).

This review comprises a check of selected data, which are most influential to the overall carbon footprint. The overall plausibility check addressed the following questions:

- Are product LCAs referenced and updated with more recent data correctly?
- Are results for products, for which no full LCA review was undertaken, plausible?

This review was done remotely.

3 Findings

As not all individual product configurations were assessed with a full LCA, in some cases data from similar configurations was used as a proxy. A sensitivity analysis showed that this can lead to a deviation of up to a maximum of 1 %pt of the total product-related CCF.

In FY2023 24 recent product LCA studies have been reviewed successfully against ISO 14040/44 and ISO 14067. These LCAs cover product segments iPhone, iPad, iPad Pro, MacBook Air, MacBook Pro, iMac, Mac Pro, Mac Studio, Apple Watch and Apple Watch Band. Representatives of other product segments (iPod, HomePod, AirPort Express / AirPort Extreme, Apple TV, AirPods and Beats products) underwent no or only minor design changes compared to those which went through a full LCA review in former years. All reviewed LCA studies up to now cover in total 80.1% of the total scope 3 carbon footprint.

All questions raised in the course of the review were answered by Apple and related evidence was provided where needed.



4 Conclusions

Apple's assessment approach is excellent in terms of granularity of the used calculation data. A significant share of components is modelled with accurate primary data from Apple's suppliers.

For all product LCA calculations, where exact data was missing, the principle of a worst-case approach has been followed and results have been calculated with rather conservative estimates.

The review has not found assumptions or calculation errors on the carbon footprint data level that indicate the scope 3 carbon footprint has been materially misstated. The excellent analysis meets the principles of good scientific practice.

Berlin, February 28, 2024

- Karsten Schischke -
Fraunhofer IZM
Dept. Environmental and
Reliability Engineering

- Marina Proske -
Fraunhofer IZM
Dept. Environmental and
Reliability Engineering

Reviewer Credentials and Qualification

- Karsten Schischke:** Experience and background in the field of Life Cycle Assessments include
- Life Cycle Assessment course and exam as part of the Environmental Engineering studies (Dipl.-Ing. Technischer Umweltschutz, Technische Universität Berlin, 1999)
 - more than 180 Critical Reviews of LCA and PCF studies since 2005 (batteries, displays, mobile devices, networked ICT equipment, home automation devices, servers, desktop computers, inverters, welding equipment, heat pumps) for 8 different industry clients and of the EPEAT Environmental Benefits Calculator
 - Coordination of and contribution to compilation of more than 100 ELCD datasets (available at www.lca2go.eu; product groups: hard disk drives, semiconductors, printed circuit boards, photovoltaics)
 - Environmental Lifecycle Assessments following the MEEuP / MEErP methodology in several Ecodesign Product Group Studies under the European Ecodesign Directive since 2007 (external power supplies, complex settop-boxes, machine tools, welding equipment, mobile phones, tablets)
 - comparative Life Cycle Assessment of SIM technologies
 - various environmental gate-to-gate assessments in research projects since 2000 (wafer bumping, printed circuit board manufacturing)

Further updated information at: www.linkedin.com/in/karsten-schischke



- Marina Proske:** Experience and background in the field of Life Cycle Assessments include
- Life Cycle Assessment course and exam as part of the Environmental Engineering studies (Dipl.-Ing. Technischer Umweltschutz, Technische Universität Berlin, 2009)
 - Critical Reviews of LCA studies incl. water, fiber and plastic footprints since 2012 for 2 industry clients and of the EPEAT Environmental Benefits Calculator
 - Life Cycle Assessment of modular smartphones (Fairphone 2, 3 and 4) and laptops (Framework)
 - Studies on the environmental assessment and carbon footprint of ICT
 - Studies on material and lifetime aspects within the MEERP methodology
- Further updated information at: <https://de.linkedin.com/in/marina-proske-74347164/en>

Appendix C

Supplier Clean Energy Programme (Apex)

INDEPENDENT ASSURANCE STATEMENT



To: The Stakeholders of Apple Inc.

Introduction and objectives of work

Apex Companies, LLC (Apex) was engaged by Apple Inc. (Apple) to conduct an independent assurance of its Supplier Clean Energy Program data reported in its 2023 environmental report (the Report). This assurance statement applies to the related information included within the scope of work described below. The intended users of the assurance statement are the stakeholders of Apple. The overall aim of this process is to provide assurance to Apple's stakeholders on the accuracy, reliability and objectivity of select information included in the Report.

This information and its presentation in the Report are the sole responsibility of the management of Apple. Apex was not involved in the collection of the information or the drafting of the Report.

Scope of Work

Apple requested Apex to include in its independent review the following:

- Methodology for tracking and verifying supplier clean energy contributions, including the Energy Survey, Renewable Energy Agreement, and other forms of supporting documentation provided by suppliers where available.
- Assurance of Clean Energy Program data and information for the fiscal year 2023 reporting period (September 25, 2022 through September 30, 2023), specifically, in accordance with Apple's definitions:
 - Energy - Reported megawatt-hours (MWh) of clean energy attributed to the Clean Energy Program for suppliers;
 - Avoided Greenhouse Gas (GHG) emissions associated with clean energy attributed to the Clean Energy Program;
 - Operational Capacity in megawatts (MWac) of clean energy in support of Apple manufacturing as a part of Apple's Supplier Clean Energy Program;
 - Appropriateness and robustness of underlying reporting systems and processes, used to collect, analyze, and review the information reported.

Excluded from the scope of our work is any assurance of information relating to:

- Text or other written statements associated with the Report
- Activities outside the defined assurance period

Assessment Standards

Our work was conducted against Apex's standard procedures and guidelines for external Verification of Sustainability Reports, based on current best practice in independent assurance. Apex procedures are based on principles and methods described in the International Standard on Assurance Engagements (ISAE) 3000 Revised, Assurance Engagements Other than Audits or Reviews of Historical Financial Information (effective for assurance reports dated on or after Dec. 15, 2015), issued by the International Auditing and Assurance Standards Board and ISO 14064-3: Greenhouse gases -- Part 3: Specification with guidance for the validation and verification of greenhouse gas statements.

Methodology

1. Interviews with relevant personnel of Apple;
2. Review of internal and external documentary evidence produced by Apple;
3. Audit of environmental performance data presented in the Report, including a detailed review of a sample of data against source data; and
4. Review of Apple information systems for collection, aggregation, analysis and internal verification and review of environmental data.

The work was planned and carried out to provide limited assurance for all indicators and we believe it provides an appropriate basis for our conclusions.

Our Findings

Apex verified the following indicators for Apple's Fiscal Year 2023 reporting period (September 25, 2022 through September 30, 2023):

Parameter	Quantity	Units	Boundary / Protocol
Clean Energy Use	25.54	Million megawatt hours (mMWh)	Apple suppliers / Apple Internal Protocol
Avoided GHG Emissions	18.51	Million metric tons of carbon dioxide equivalent (mMtCO ₂ e)	Apple suppliers / Apple Internal Protocol
Operational Capacity	16,552	Megawatts (MWac)	Apple suppliers / Apple Internal Protocol

Our Conclusion

Based on the assurance process and procedures conducted, we conclude that:

- Nothing has come to our attention to indicate that the reviewed Clean Energy Use, Avoided GHG Emissions, and Operational Capacity assertions within the scope of our verification are inaccurate and the information included therein is not fairly stated and have not been prepared in accordance with Apple's stated protocols for the Supplier Clean Energy Program; and
- Apple has established appropriate systems for the collection, aggregation and analysis of relevant environmental information, and has implemented underlying internal assurance practices that provide a reasonable degree of confidence that such information is complete and accurate.

Statement of independence, integrity and competence

Apex has implemented a Code of Ethics across the business to maintain high ethical standards among staff in their day-to-day business activities. We are particularly vigilant in the prevention of conflicts of interest.

No member of the assurance team has a business relationship with Apple, its Directors or Managers beyond that required of this assignment. We have conducted this verification independently, and there has been no conflict of interest.

The assurance team has extensive experience in conducting verification and assurance over environmental, social, ethical and health and safety information, systems and processes, has over 30 years combined experience in this field and an excellent understanding of Apex standard methodology for the Assurance of Sustainability Reports.

Attestation:

Trevor Donaghu, Lead Verifier
ESG Director, National Practice Lead
Apex Companies, LLC

David Reilly, Technical Reviewer
ESG Principal Consultant
Apex Companies, LLC

March 8, 2024



Appendix C

Supplier Energy Efficiency Programme (Apex)

INDEPENDENT ASSURANCE STATEMENT



To: The Stakeholders of Apple Inc.

Introduction and objectives of work

Apex Companies, LLC (Apex) was engaged by Apple Inc. (Apple) to conduct an independent assurance of its Supplier Energy Efficiency Program data. This assurance statement applies to the related information included within the scope of work described below. The intended users of the assurance statement are the stakeholders of Apple. The overall aim of this process is to provide assurance to Apple's stakeholders on the accuracy, reliability and objectivity of the reported information.

This information and its presentation are the sole responsibility of the management of Apple. Apex was not involved in the collection of the information or the drafting of the reported information.

Scope of work

Apple requested Apex to include in its independent review the following:

- Methodology for tracking and verifying supplier energy efficiency projects, including supplier energy audit reports, supplier progress reports, energy efficiency project verifications, and other forms of supporting documentation provided by suppliers where available;
- Assurance of Energy Efficiency Program data and information for the fiscal year 2023 reporting period (September 25, 2022 through September 30, 2023), specifically, in accordance with Apple's definitions:
 - Avoided Greenhouse Gas (GHG) emissions associated with energy reductions attributed to the Energy Efficiency Program;
 - Appropriateness and robustness of underlying reporting systems and processes, used to collect, analyze, and review the information reported.

Excluded from the scope of our work is any assurance of information relating to:

- Activities outside the defined assurance period.

Methodology

As part of its independent verification, Apex undertook the following activities:

1. Interviews with relevant personnel of Apple;
2. Review of documentary evidence produced by Apple;
3. Audit of performance data;
4. Review of Apple's systems for quantitative data aggregation.

Our work was conducted against Apex's standard procedures and guidelines for external Verification of Sustainability Reports, based on current best practice in independent assurance. Apex procedures are based on principles and methods described in the International Standard on Assurance Engagements (ISAE) 3000 Revised, Assurance Engagements Other than Audits or Reviews of Historical Financial Information (effective for assurance reports dated on or after Dec. 15, 2015), issued by the International Auditing and Assurance Standards Board and ISO 14064-3: Greenhouse gases -- Part 3: Specification with guidance for the validation and verification of greenhouse gas statements.



The work was planned and carried out to provide limited, rather than reasonable assurance and we believe it provides an appropriate basis for our conclusions.

Our Findings

Apex verified Avoided Greenhouse Gas emissions for the fiscal year 2023 reporting period:

Period	Quantity	Units	Boundary / Protocol
FY2023 (9/25/2022 - 9/30/2023)	1.69	Million metric tons of carbon dioxide equivalent	Apple suppliers / Apple Internal Protocol

On the basis of our methodology and the activities described above:

- Nothing has come to our attention to indicate that the reviewed emissions data within the scope of our verification are inaccurate and the information included therein is not fairly stated and have not been prepared in accordance with Apple's stated protocols for the Supplier Energy Efficiency Program;
- It is our opinion that Apple has established appropriate systems for the collection, aggregation and analysis of quantitative data such as energy and associated GHG emissions reductions.

This independent statement should not be relied upon to detect all errors, omissions or misstatements that may exist.

Statement of independence, integrity and competence

Apex has implemented a Code of Ethics across the business to maintain high ethical standards among staff in their day to day business activities. We are particularly vigilant in the prevention of conflicts of interest.

No member of the assurance team has a business relationship with Apple, its Directors or Managers beyond that required of this assignment. We have conducted this verification independently, and there has been no conflict of interest.

The assurance team has extensive experience in conducting verification and assurance over environmental, social, ethical and health and safety information, systems and processes, has over 30 years combined experience in this field and an excellent understanding of Apex standard methodology for the Assurance of Sustainability Reports.

Attestation:

Trevor Donaghu, Lead Verifier
ESG Director, National Practice Lead
Apex Companies, LLC.

Scott Johnston, Technical Reviewer
ESG Principal Consultant
Apex Companies, LLC.

January 30, 2024



Appendix C

Packaging fibre and plastic footprint (Fraunhofer Institute)



Review Statement

Corporate Packaging Fiber and Plastic Footprint

Fraunhofer IZM reviewed Apple's corporate packaging fiber and plastic footprint data related to corporate packaging fiber and plastic usage from products, retail and service operations in fiscal year 2023.

1 Summary

This review checks transparency of data and calculations, appropriateness of supporting product and packaging related data and assumptions, and overall plausibility of the calculated corporate annual packaging fiber and plastic footprint of Apple products shipped in fiscal year 2023 and of retail and service operations in the same period.

As there is no standardised method available for calculating a packaging fiber and plastic footprint Apple defined a methodology for internal use. The scope of the fiber and plastic packaging footprint includes Apple's corporate packaging fiber and plastic usage from products, retail operations and Apple care services. The packaging fiber and plastic footprint tracks the total amount of plastic, virgin and recycled wood fibre, that Apple uses in packaging. Apple obtains and analyses supplier-specific data for each product line and sums up these figures for the entire company using sell-in numbers. For some products, a representative supplier is chosen to calculate the product-specific packaging. The output is total packaging fiber and plastic footprint. For labels, beats products and accessories, individual sell-in numbers were only available for a share of products. These were extrapolated for the whole category. ESD packages (within Apple care) are excluded from the packaging plastic footprint.

The review of the corporate annual packaging fiber and plastic footprint has considered the following criteria:

- The system boundaries are clearly defined
- Assumptions and estimations made are appropriate
- Use of supplier data is appropriate and methodologies used are adequately disclosed

Data reported by Apple is as follows:



2023	Total	Virgin	Recycled
Plastic w/o adhesives	6,400	6,400	--
Fiber	247,900 [metric tons]	89,500 [metric tons plastic]	158,400 [metric tons plastic]

All results and figures reviewed for fiscal year 2023 are plausible.

2 Reviewed Data and Findings

As part of this review Apple disclosed following data to Fraunhofer IZM:

- Calculation methodology for the corporate packaging fiber and plastic footprint
- Sales data for FY2023, including accessories
- Selected product and supplier specific data on packaging materials and production yields
- Aggregated packaging fiber and plastic data for all products and the total corporate packaging fiber and plastic footprint for the fiscal year 2023

The methodology paper provided by Apple (Packaging Plastic Footprint at Apple – Methodology Description – V1.0 in 2018, Fiber Footprint at Apple - Methodology Description - V1.1 reviewed in 2017), is considered a sound and appropriate guidance for determining the company packaging fiber and plastic. Where appropriate, this approach follows methodological principles applied for state-of-the-art Life Cycle Assessments.

This review comprises a check of packaging fiber and plastic data for selected products (Apple watch, iPad, Mac).

Plausibility of some data has been questioned and discussed with Apple in detail. More granular data for accessories is recommended in the future.

This review was done remotely. All questions raised in the course of the review were answered by Apple and related explanation was provided where needed.



Based on the process and procedures conducted, there is no evidence that the corporate packaging fiber and plastic footprint is not materially correct and is not a fair representation of fiber and plastic data and information.

Berlin, March 11, 2024

A handwritten signature in black ink, appearing to read "M. Proske".

- Marina Proske -
Fraunhofer IZM
Dept. Environmental and
Reliability Engineering

A handwritten signature in black ink, appearing to read "K. Schischke".

- Karsten Schischke -
Fraunhofer IZM
Dept. Environmental and
Reliability Engineering

- Appendix**
- A: Corporate facilities energy supplement**
- B: Apple's life-cycle assessment methodology**
- C: Assurance and review statements**
- D: Environment, Health and Safety Policy**
- E: ISO 14001 certification**
- Report notes**
- End notes**

Appendix D

Appendix D

Environment, Health and Safety Policy

Mission Statement

Apple Inc. is committed to protecting the environment, health and safety (EHS) of our employees, contractors and customers in the design, research, manufacture, distribution and use of our products and services in global communities where we operate.

We recognise that by integrating best EHS management practices into all aspects of our business, we can offer technologically innovative products and services while conserving and enhancing resources for future generations.

Apple strives for continuous improvement in our EHS management systems and in the environmental quality of our products, processes and services.

Guiding Principles

Meet or exceed all applicable EHS requirements.

Where laws and regulations do not provide adequate controls, apply higher standards to protect human health and the environment.

Design, manage and operate our facilities safely; conserve energy, water and resources; promote renewable energy; and protect biodiversity.

Encourage contractors, vendors and suppliers to provide safe working conditions, treat workers with dignity and respect, and act fairly and ethically.

Support and promote best scientific principles, practices and public policy initiatives that enhance environmental quality, health and safety performance, and ethical sourcing of materials.

Communicate EHS policies and programmes to Apple employees and stakeholders, and verify that suppliers operate in accordance with Apple's Supplier Code of Conduct. Supplier Responsibility resources and Supplier Code of Conduct are available at apple.com/uk/supplier-responsibility.

Strive to create products that are safe for their intended use and are manufactured in alignment with our strict environmental standards.

Pursue continual improvement through the evaluation of our EHS performance by monitoring ongoing performance results through periodic management reviews, and committing to correct EHS non-conformities.

Ensure that all employees are aware of their role and responsibility to fulfil and sustain Apple's EHS management systems and policy by providing training and tools in the user's primary language.

February 2024

- Appendix**
- A: Corporate facilities energy supplement**
- B: Apple's life-cycle assessment methodology**
- C: Assurance and review statements**
- D: Environment, Health and Safety Policy**
- E: ISO 14001 certification**
- Report notes**
- End notes**

Appendix E

Appendix E

ISO 14001 certification

Apple operates manufacturing facilities in Cork, Ireland.
We certify 100 per cent of these facilities with ISO 14001.



CERTIFICATE

NSAI has issued an IQNet recognised certificate that the organisation:

Apple Operations Europe
Hollyhill Industrial Estate
Hollyhill
Cork
Ireland

has implemented and maintains a

Environmental Management System

for the following scope:

The management of all EMEA operational activities related to manufacturing, sales, delivery and after sales support for direct retail and channel customers.

which fulfils the requirements of the following standard:

I.S. EN ISO 14001:2015

Issued on: 14 July 2021
First issued on: 20 March 2001
Expires on: 10 July 2024

This attestation is directly linked to the IQNet Partner's original certificate and shall not be used as a stand-alone document

Registration Number: IE-14.0202



Alex Stoichitoiu
Alex Stoichitoiu
President of IQNet

Stewart Hickey
Stewart Hickey
Head - Business Excellence, NSAI



IQNet Partners:
AENOR Spain AFNOR Certification France APCER Portugal CCC Cyprus CISQ Italy CQC China CQM China CQS Czech Republic Cro Cert Croatia DQS Holding GmbH Germany FCAV Brazil FONDONORMA Venezuela ICONTEC Colombia Inspecta Sertifiointi Oy Finland INTECO Costa Rica IRAM Argentina IQA Japan KfQ Korea MIRTEC Greece MSZI Hungary Nemko AS Norway NSAI Ireland NYCE-SIGE Mexico PCBC Poland Quality Austria Austria RR Russia SII Israel SIQ Slovenia SIRIM QAS International Malaysia SQS Switzerland SRAC Romania TEST St Petersburg Russia TSE Turkey YUQS Serbia IQNet is represented in the USA by: AFNOR Certification, CISQ, DQS Holding GmbH and NSAI Inc.

• The list of IQNet partners is valid at the time of issue of this certificate. Updated information is available under www.iqnet-certification.com



Certificate of Registration of Environmental Management System to I.S. EN ISO 14001:2015

Apple Operations Europe
Hollyhill Industrial Estate
Hollyhill
Cork
Ireland

NSAI certifies that the aforementioned company has been assessed and deemed to comply with the provisions of the standard referred to above in respect of:-

The management of all EMEA operational activities related to manufacturing, sales, delivery and after sales support for direct retail and channel customers

Stewart Hickey

Approved by:
Stewart Hickey
Head - Business Excellence, NSAI

Registration Number: 14.0202
Original Registration: 20 March 2001
Last amended on: 14 July 2021
Valid from: 14 July 2021
Remains valid to: 10 July 2024



This certificate remains valid on condition that the Approved Environmental Management System is maintained in an adequate and efficacious manner. NSAI is a partner of IQNet - the international certification network (www.iqnet-certification.com)



All valid certifications are listed on NSAI's website - www.nsa.ie. The continued validity of this certificate may be verified under "Certified Company Search"



NSAI (National Standards Authority of Ireland), 1 Swift Square, Northwood, Santry, Dublin 9, Ireland T +353 1 807 3800 E: info@nsai.ie www.nsa.ie

Report notes

About this report

This report is published annually and focuses primarily on fiscal year activities. This report addresses environmental impacts and activities at Apple facilities (corporate offices, data centres and retail stores), as well as the life-cycle impacts of our products, including in the manufacturing, transportation, use and end-of-life phases. To provide feedback on this report, please contact environment-report@apple.com.

Reporting year

We track our environmental progress based on Apple's fiscal year. All references to a year throughout the report refer to Apple's fiscal years, unless "calendar year" is specified. Apple's fiscal year is the 52 or 53-week period that ends on the last Saturday of September.

Data assurance

We obtain third-party verification for some of the information in this report from Apex companies and the Fraunhofer Institute in Germany (as denoted in [Appendix C](#)). Data in this report, including data or verification from third parties, reflects estimates using methodologies and assumptions believed to be reasonable and accurate. Those estimates, methodologies and assumptions may change in the future as a result of new information or subsequent developments, or they ultimately may prove to be inaccurate. In addition, the bulk of Apple's recycled content data is certified and thus verified by a third party. Less than 5 per cent of the total mass shipped in Apple products in fiscal year 2023 is recycled content data that is either supplier verified, meaning it has been reported by the supplier and

cross-checked by Apple, or supplier reported, meaning it has been reported by the supplier based on production and allocation values. In all cases, Apple defines recycled content in alignment with ISO 14021. Product claims are made as of the launch date of those individual products, and they are accurate as of product launch.

Forward-looking statements

The report is provided voluntarily, and does not cover all information about our business. References in this report to information should not be construed as a characterisation regarding the materiality of such information to our financial results or for purposes of the US securities, or any other, laws or requirements. While certain matters discussed in this report may be significant, any significance should not be read as necessarily rising to the level of materiality used for the purposes of complying with the US federal securities, or other, laws and regulations. The information covered by the report contains forward-looking statements within the meaning of the Private Securities Litigation Reform Act of 1995, including statements regarding our environmental or sustainability goals or targets, commitments, strategies, and related business and stakeholder impacts. Forward-looking statements can be identified by words such as "future", "anticipates", "believes", "estimates", "expects", "intends", "plans", "predicts", "will", "would", "could", "can", "may", "aim", "strive" and similar terms. These statements involve risks and uncertainties, and actual results may differ materially from any future results expressed or implied by the forward-looking statements.

These risks and uncertainties include, without limitation, any failure to meet stated environmental or sustainability targets, goals and

commitments, and execute our strategies in the time frame expected or at all, global sociodemographic, political and economic trends, changing government regulations or policies, technological innovations, climate-related conditions and weather events, our ability to gather and verify data regarding environmental impacts, the compliance of various third parties, including our suppliers, with our policies and procedures or their commitments to us, and our expansion into new products, services, technologies and geographical regions. More information on risks, uncertainties and other potential factors that could affect our business and performance is included in our filings with the US Securities and Exchange Commission, including in the "Risk Factors" and "Management's Discussion and Analysis of Financial Conditions and Results of Operations" sections of the company's most recently filed periodic reports on Form 10-K and Form 10-Q and subsequent filings. Furthermore, from time to time we engage in various initiatives (including voluntary disclosures, policies and programmes), but we cannot guarantee that these initiatives will have the desired effect. We assume no obligation, and expressly disclaim any duty (including in response to new or changed information) to update any forward-looking statements or information, which speak as of their respective dates. Readers should not place undue reliance on the forward-looking statements made in this report. Moreover, many of the assumptions, standards, metrics and measurements used in preparing this report continue to evolve, are sourced from third parties and are based on assumptions believed to be reasonable at the time of preparation, but should not be considered guarantees. Given the inherent uncertainty of the estimates, assumptions and time lines contained in this report, we may not be able to anticipate whether, or the degree to which, we will be able to meet our plans, targets or goals in advance.

For more information

We believe that our responsibilities go beyond our stores and corporate offices: They extend to our supply chain, the communities we're part of and the planet we all share. Read [Our Commitment to Human Rights](#).

Apple's Racial Equity and Justice Initiative aims to advance equity and expand access to opportunities for Black, Hispanic/Latinx and Indigenous communities to help dismantle systemic barriers to opportunity and combat injustices faced by communities of colour.

Read more about our work towards upholding high standards for labour and human rights, health and safety, and environmental stewardship across our global supply chain in our [People and Environment in Our Supply Chain 2024 Annual Progress Report](#).

End notes

Introduction

- 1 Apple follows the GHG Protocol Corporate Accounting and Reporting Standard (GHG Protocol) to calculate value chain emissions. The GHG Protocol currently defines scope 1 emissions as direct greenhouse gas emissions that occur from sources that are owned or controlled by the company; scope 2 emissions as the indirect greenhouse gas emissions from the generation of purchased electricity, steam, heat and cooling consumed by the company; and scope 3 emissions as all “other indirect emissions” that occur in the value chain of the reporting company, including both upstream and downstream emissions. Apple currently sets an operational boundary for its emissions and excludes the following scope 3 categories, as defined by the GHG Protocol, which collectively make up less than 10 per cent of our 2015 base-year scope 3 emissions currently: “capital goods” due to limited data availability, which limits our ability to influence these emissions, and “waste generated in operations”, as these emissions are negligible. The following subset of greenhouse gas categories recognised in the Kyoto Protocol are included: carbon dioxide (CO₂), methane (CH₄), nitrous oxide (N₂O), hydrofluorocarbons (HFCs), perfluorocarbons (PFCs), sulphur hexafluoride (SF₆) and nitrogen trifluoride (NF₃).
- 2 Carbon reductions are calculated against a baseline scenario: 1) No use of clean electricity for manufacturing or product use, beyond what is already available in the grid (based on regional emissions factors). 2) Apple’s carbon intensity of key materials as of 2015 (our baseline year for our 2030 product carbon neutrality goal). Carbon intensity of materials reflects use of recycled content and production technology. 3) Apple’s average mix of modes of transport (air, rail, ocean, land) by product line across three years (fiscal years 2017 to 2019) to best capture the baseline transport emissions of our products.
- 3 As of product launch, 50 per cent of all low-carbon watch products by weight are planned to be shipped via non-air modes of transport over the lifetime of the products from our final assembly sites to their next destination – primarily regional distribution hubs.
- 4 Apple reports data about the recycled content of its products at different levels of fidelity, based on the level of independent data verification. The bulk of Apple’s recycled content data is certified and thus verified by a third party. Less than 3 per cent of the total mass shipped in Apple products in fiscal year 2023 contained recycled content that is either supplier verified, meaning it has been reported by the supplier and cross-checked by Apple, or supplier reported, meaning it has been reported by the supplier based on production and allocation values. In all cases, Apple defines recycled content in alignment with ISO 14021. We do not currently include industry-average recycled content, which may result in under-reporting actual recycled content. Total recycled material shipped in products is driven

- by product material composition and total sales – as a result, this overall recycled or renewable content percentage may fluctuate based on the number and type of products sold each year.
- 5 All cobalt in the battery claims or references use mass balance allocation.
- 6 We plan to reach carbon neutrality beginning with our fiscal year 2030 carbon footprint.
- 7 In addition to working towards transitioning our entire product value chain to using 100 per cent clean electricity by 2030, we’re prioritising energy efficiency and emissions reductions within supplier facilities and operations.
- 8 The Supplier Clean Energy Programme has since been codified in the Supplier Code of Conduct, scaling the programme to our entire direct manufacturing supply chain.
- 9 Refer to footnote 4.
- 10 By 2025, we plan to use 100 per cent recycled cobalt in all Apple-designed batteries (using mass balance allocation), 100 per cent recycled tin soldering and 100 per cent recycled gold plating in all Apple-designed rigid and flexible printed circuit boards, and 100 per cent recycled rare earth elements in all magnets. We calculate our use of recycled cobalt using mass balance allocation at the end of each fiscal year.
- 11 Refer to footnote 5.
- 12 By 2025, we plan to remove plastic from packaging by transitioning to 100 per cent fibre-based packaging. Apple’s goal to remove plastic from packaging includes retail bags, all finished goods boxes (including plastic content in labels and in-box documentation), packaging sent to our customers as part of Apple Trade In, AppleCare packaging for whole units and service modules (with the exception of plastics needed to protect items from electrostatic discharge), and secondary packaging of Apple products and accessories sold by Apple. Our goal does not include the inks, coatings or adhesives used in our packaging. We plan to remove plastic from the packaging of refurbished products by 2027, once old product packaging designs have been phased out. We will continue to sell existing inventory of AppleCare packaging for whole units and service modules that contain plastics for vintage and end-of-life products until it has been consumed. This change will enable us to avoid waste generated by repackaging goods in new 100 per cent fibre-based packaging.
- 13 In 2022, we expanded our packaging goal boundary to better reflect our impact, resulting in an increase of about 36 per cent of our total packaging mass, relative to fiscal year 2021. We include retail bags, all finished goods boxes (including plastic content in labels and

- in-box documentation), packaging sent to our customers as part of Apple Trade In, AppleCare packaging for whole units and service modules (with the exception of plastics needed to protect items from electrostatic discharge), and secondary packaging of Apple products and accessories sold by Apple. Our goal boundary does not include the inks, coatings or adhesives used in our packaging. In addition to our packaging footprint, we also calculate the fibre used at our corporate facilities. In fiscal year 2023, this number was 1,100 tonnes.
- 14 By 2030, we plan to replenish 100 per cent of our corporate freshwater withdrawals in high-stress locations, as determined by a World Resources Institute (WRI) Aqueduct Baseline Water Stress Indicator and further refined through local context and analysis.
- 15 By the end of fiscal year 2025, we plan to have certified all Apple-owned data centres to the Alliance for Water Stewardship Standard.
- 16 By 2030, we plan to identify priority suppliers and drive their enrolment in our Supplier Clean Water Programme. Apple prioritises supplier facilities by overall basin stress indicator, onsite activity type and annual water volume usage.

Environmental Initiatives

- 17 Renewable electricity refers to fossil fuel-free sources of energy from renewable sources, such as wind, solar and low-impact hydroelectricity projects. Clean electricity refers to both renewable electricity and other projects that Apple considers “low carbon” but not “renewable”, such as nuclear and high-impact hydroelectricity projects. Apple currently only allows for clean electricity sources to address electricity for product use when part of a residual grid factor in markets where there is sufficient data to ensure that the clean electricity is not already claimed. For Apple’s corporate footprint, supply chain manufacturing and the portion of our product use impact that is not already clean electricity, Apple is investing in only new renewable electricity sources.
- 18 Refer to footnote 10.
- 19 Refer to footnote 4.
- 20 Refer to footnote 12.
- 21 Apple’s commitment is to use 100 per cent recycled cobalt, using mass balance allocation, in all Apple-designed batteries by 2025. We calculate our use of recycled cobalt using mass balance allocation at the end of each fiscal year.
- 22 Apple’s commitment is to use 100 per cent recycled tin soldering and gold plating in all Apple-designed rigid and flexible printed circuit boards by 2025.
- 23 Apple’s commitment is to use 100 per cent recycled rare earth elements in all magnets by 2025.
- 24 Intergovernmental Panel on Climate Change (IPCC), “Summary for Policymakers of IPCC Special Report on Global Warming of 1.5°C approved by governments”, press release, www.ipcc.ch/2018/10/08/summary-for-policymakers-of-ipcc-special-report-on-global-warming-of-1-5c-approved-by-governments.
- 25 Corporate emissions include scope 1 and 2 emissions from Apple retail stores, corporate offices, Apple-owned and co-located data centres, and Apple-produced digital content for Apple One services, as well as scope 3 emissions associated with business travel, employee commuting, working from home, upstream impacts from scope 1 fuels, and use of third-party cloud services.
- 26 Apple defines *low-carbon materials* as materials created using production techniques with reduced carbon impact, such as Elysis (a patented technology that eliminates direct greenhouse gas emissions from the traditional aluminium smelting process) or aluminium smelted using hydroelectricity instead of coal.
- 27 Refer to footnote 5.
- 28 Refer to footnote 4.

- 29 Refer to footnote 21.
- 30 Refer to footnote 22.
- 31 Refer to footnote 23.
- 32 Since publishing the “Material Impact Profiles” white paper, we’ve expanded our analysis to include biodiversity factors.
- 33 To account for recycled aluminium, we use third-party certified recycled aluminium data, as well as supplier-verified data, meaning it has been reported by the supplier and cross-checked by Apple.
- 34 This statistic compares the carbon footprint of aluminium from recycled sources with primary aluminium smelted with electricity generated from coal.
- 35 Refer to footnote 21.
- 36 Refer to footnote 22.
- 37 Including iPhone 15 Plus and iPhone 15 Pro models. Excludes trace amount of rare earth elements found outside the magnets.
- 38 Refer to footnote 23.
- 39 Refer to footnote 22.
- 40 Excludes trace amount of tungsten found outside the Taptic Engine and accounting for less than 0.1 per cent of the total found in the device.
- 41 Refer to footnote 5.
- 42 Refer to footnote 4.
- 43 Testing was done under the condition of streaming 4K films played on Apple TV 4K (3rd generation) with the Siri Remote from the Apple TV app.
- 44 Based on sales-weighted averages of Mac, iPad, iPhone, Apple Watch, Apple TV, HomePod, AirPods and Beats.
- 45 Eligible products are those in a product category for which ENERGY STAR certification exists. For more information, visit www.energystar.gov. ENERGY STAR and the ENERGY STAR mark are registered trademarks owned by the US Environmental Protection Agency.
- 46 Apple lists eligible products sold in the United States and Canada on the Electronic Product Environmental Assessment Tool (EPEAT) Registry. Eligible products are those in a product category for which EPEAT registration exists, including workstations, desktops, laptops, displays, mobile phones and tablets. For more information, visit www.epeat.net.
- 47 Refer to footnote 44.

Environmental Initiatives continued

- 48 Energy consumption and energy efficiency values are based on the ENERGY STAR Program Requirements for Computers, including the maximum energy allowance for Mac mini. For more information, visit www.energystar.gov. ENERGY STAR and the ENERGY STAR mark are registered trademarks owned by the US Environmental Protection Agency. For more information on the power consumption of Mac mini, read the Mac mini Product Environmental Report.
- 49 Efficiency performance is based on the US Department of Energy Federal Energy Conservation Standards for Battery Chargers. Note that ENERGY STAR does not certify smartphone devices. The energy efficiency values are based on the following conditions:
- Power adapter, no load: Condition in which the Apple 20W USB-C Power Adapter with the USB-C to Lightning Cable (1 m) is connected to AC power but not connected to iPhone.
 - Power adapter efficiency: Average of the Apple 20W USB-C Power Adapter with the USB-C Charge Cable (1 m) measured efficiency when tested at 100 per cent, 75 per cent, 50 per cent and 25 per cent of the power adapter’s rated output current.
- 50 Refer to footnote 43.
- 51 Refer to footnote 12.
- 52 Breakdown of US retail packaging by weight. Adhesives, inks and coatings are excluded from our calculations of plastic content and packaging weight.
- 53 Refers to retail packaging.
- 54 Our packaging design guidelines apply to retail packaging and shippers, and exclude plastic-based components, wraps and adhesives.
- 55 Based on expected equivalent fibre production from our forestry projects and virgin fibre used for Apple product packaging. To determine the output of Apple’s projects, we work with our partners to understand the productive potential of these working forests. The forest management plans required to achieve or maintain certification limit harvest volumes to sustainable levels. We use these potential harvest volumes to estimate the sustainable productive capacity of these forests. Responsible sourcing of fibre is defined in [Apple’s Responsible Fiber Specification \(PDF\)](#)
- 56 In fiscal year 2023, we exceeded the requirements of criterion 4.9.3.1 in IEEE 1680.1 by achieving 2.7 per cent of energy savings in Apple facilities that consumed more than 70 million kWh/year energy consumption.
- 57 All efficiency measures are retired based on their effective useful lifetime as documented by the California Energy Commission.

- 58 Our use of the term *RECs* covers renewable energy certificates and similar certifications around the world, such as Guarantees of Origin (GOs) in Europe, Large-Scale Generation Certificates (LGCs) in Australia and Green Electricity Certificates (GECs) in China.
- 59 In 2023, suppliers relied predominantly on renewable energy certificates (RECs) to meet their CEP commitments, as an interim solution to longer-term procurement options such as power purchase agreements (PPAs), which are becoming increasingly available across the globe. With the evolution of renewable procurement options in China, suppliers have started transitioning to the expanded Green Energy Certificate (GEC) and Green Power Trading mechanism, which are nationally recognised ways of procuring renewable energy in China today.
- 60 This value has been calculated and reviewed by a third party according to the Tier 2c methodology of the *2019 Refinement to the 2006 IPCC Guidelines for National Greenhouse Gas Inventories* based primarily on supplier-reported data.
- 61 Based on the methodology that Apple uses to calculate transport emissions, which is reviewed regularly by a third party, Fraunhofer IZM.
- 62 Refer to footnote 3.
- 63 Rogelj, J., D. Shindell, K. Jiang, S. Fifita, P. Forster, V. Ginzburg, C. Handa, H. Kheshgi, S. Kobayashi, E. Kriegler, L. Mundaca, R. Séférian and M.V. Vilariño, 2018: “Mitigation Pathways Compatible with 1.5°C in the Context of Sustainable Development”. In: *Global Warming of 1.5°C. An IPCC Special Report on the impacts of global warming of 1.5°C above pre-industrial levels and related global greenhouse gas emission pathways, in the context of strengthening the global response to the threat of climate change, sustainable development, and efforts to eradicate poverty* [Masson-Delmotte, V., P. Zhai, H.-O. Pörtner, D. Roberts, J. Skea, P.R. Shukla, A. Pirani, W. Moufouma-Okia, C. Péan, R. Pidcock, S. Connors, J.B.R. Matthews, Y. Chen, X. Zhou, M.I. Gomis, E. Lonnoy, T. Maycock, M. Tignor and T. Waterfield (eds.)]. In press. www.ipcc.ch/site/assets/uploads/sites/2/2019/02/SR15_Chapter2_Low_Res.pdf.
- 64 Based on device pricing on SellCell.com and some providers/resellers that accept trade-in devices as of March 2024.
- 65 This applies specifically to our US-based Apple Trade In programme.
- 66 MIL-STD 810H is a certification for military equipment. Tested categories include: Altitude, High Temperature, Low Temperature, Temperature Shock, Immersion, Freeze/Thaw, Shock and Vibration.
- 67 Based on official global AppleCare out-of-warranty prices for back glass repairs for iPhone 14 Pro and iPhone 15 Pro as of March 2024.

- 68 Estimated based on rock-to-metal ratios from USGS – a change from our previous report, which used ore-to-metal ratios – and on recovery rates from iPhone main logic boards and flexes.
- 69 Apple is willing to license five patents relating to Daisy and certain other associated intellectual property on reasonable, royalty-free terms.
- 70 We define facility water use as high stress if the area is located within or withdraws water from a basin that has high or extremely high baseline water stress based on the WRI Aqueduct Water Risk Atlas V4.0 tool, and as refined by additional local knowledge and third-party research.
- 71 We calculate water discharge based on known evaporation from activities such as cooling and irrigation. For sites where these evaporative activities are not present, we estimate that water withdrawn is returned to municipal systems. We estimate our margin of error to be approximately 10 per cent, and we plan to continue to update our model with new sources of data.
- 72 Based on previous estimated consumption.
- 73 These savings do not include reduction in water use from facility closures and reduced occupancy due to the COVID-19 pandemic. We consider those savings temporary, and we acknowledge that the water use was transferred to employees’ homes.
- 74 Refer to footnote 73.
- 75 These savings are based on data observed from pilot operations.
- 76 We account for savings through this programme on a fiscal-year basis, rather than a calendar-year basis as reported in publications before fiscal year 2021.
- 77 Refer to footnote 15.
- 78 By the end of fiscal year 2030, we plan to replenish 100 per cent of our corporate freshwater withdrawals in high-stress locations, as determined by a WRI Aqueduct Baseline Water Stress Indicator, and further refined through local context and analysis.
- 79 Duncan McNicholl and Rob Hope, “Reducing uncertainty in corporate water impact: The role of Results-Based Contracting for drinking water supply” (Oxford, UK: Uptime Global and Oxford University, 2024).
- 80 Waste diversion rates do not include construction and demolition waste or electronic waste for fiscal year 2023. Electronic waste is accounted for in the total tonnes of electronic waste that we sent for recycling, found on [page 82](#).

- 81 These sites have been third-party verified by UL Solutions against the UL 2799 Zero Waste to Landfill Environmental Claim Validation Procedure (ECVP). UL Solutions requires at least 90 per cent diversion through methods other than waste-to-energy to achieve Zero Waste to Landfill (Silver: 90–94 per cent; Gold: 95–99 per cent; and Platinum: 100 per cent) designations.
- 82 Our Mesa and Prineville data centres are third-party certified as Zero Waste by GBCI TRUE, having received their certifications in 2021 and 2020, respectively. TRUE requires 90 per cent diversion or higher from landfill without the use of waste-to-energy to achieve the TRUE-certified project designation.
- 83 All established final assembly supplier sites – or those that have been Apple suppliers for more than one year – for iPhone, iPad, Mac, Apple Watch, AirPods, HomePod, Apple TV and Beats have been third-party verified by UL Solutions against the UL 2799 Zero Waste to Landfill Environmental Claim Validation Procedure (ECVP). UL Solutions requires at least 90 per cent diversion through methods other than waste-to-energy to achieve Zero Waste to Landfill (Silver: 90–94 per cent; Gold: 95–99 per cent; and Platinum: 100 per cent) designations.
- 84 Refer to footnote 81.

© 2024 Apple Inc. All rights reserved. Apple and the Apple logo are trademarks of Apple Inc. registered in the US and other countries and regions. Beats is a trademark of Beats Electronics, LLC., registered in the US and other countries and regions. iOS is a trademark or registered trademark of Cisco in the US and other countries and is used under licence. ENERGY STAR and the ENERGY STAR mark are registered trademarks owned by the US Environmental Protection Agency. Other product and company names mentioned herein may be trademarks of their respective companies.