



---

Creating A Single Global Electronic Market

1

## **OASIS/ebXML Registry Services Specification v2.0 -Approved Committee Specification**

### **OASIS/ebXML Registry Technical Committee**

6 December 2001

2 ***This page intentionally left blank.***

## 3 **1 Status of this Document**

4 Distribution of this document is unlimited.

5 The document formatting is based on the Internet Society's Standard RFC format.

6 ***This version:***

7 <http://www.oasis-open.org/committees/regrep/documents/2.0/specs/ebRS.pdf>

8 ***Latest version:***

9 <http://www.oasis-open.org/committees/regrep/documents/2.0/specs/ebRS.pdf>

## 10 **2 OASIS/ebXML Registry Technical Committee**

11 The OASIS/ebXML Registry Technical Committee has approved this document in its current  
12 form. At the time of this approval the following were members of the OASIS/ebXML Registry  
13 Technical Committee.

14 Kathryn Breining, Boeing  
15 Lisa Carnahan, NIST  
16 Joseph M. Chiusano, LMI  
17 Suresh Damodaran, Sterling Commerce  
18 Mike DeNicola, Fujitsu  
19 Anne Fischer, Drummond Group, Inc.  
20 Sally Fuger, AIAG  
21 Jong Kim, InnoDigital  
22 Kyu-Chul Lee, Chungnam National University  
23 Joel Munter, Intel  
24 Farrukh Najmi, Sun Microsystems  
25 Joel Neu, Vitria Technologies  
26 Sanjay Patil, IONA  
27 Neal Smith, Chevron  
28 Nikola Stojanovic, Encoda Systems, Inc.  
29 Prasad Yendluri, webmethods  
30 Yutaka Yoshida, Sun Microsystems

### 31 **2.1 Contributors**

32 The following persons contributed to the content of this document, but are not voting members  
33 of the OASIS/ebXML Registry Technical Committee.

34 Len Gallagher, NIST  
35 Sekhar Vajjhala, Sun Microsystems

36	<b>Table of Contents</b>	
37	<b>1 Status of this Document</b>	<b>3</b>
38	<b>2 OASIS/ebXML Registry Technical Committee</b>	<b>4</b>
39	2.1 Contributors	4
40	<b>Table of Contents</b>	<b>5</b>
41	<b>Table of Figures</b>	<b>9</b>
42	<b>Table of Tables</b>	<b>10</b>
43	<b>3 Introduction</b>	<b>11</b>
44	3.1 Summary of Contents of Document	11
45	3.2 General Conventions	11
46	3.3 Audience	11
47	<b>4 Design Objectives</b>	<b>12</b>
48	4.1 Goals	12
49	4.2 Caveats and Assumptions	12
50	<b>5 System Overview</b>	<b>13</b>
51	5.1 What The ebXML Registry Does	13
52	5.2 How The ebXML Registry Works	13
53	5.2.1 Schema Documents Are Submitted	13
54	5.2.2 Business Process Documents Are Submitted	13
55	5.2.3 Seller's Collaboration Protocol Profile Is Submitted	13
56	5.2.4 Buyer Discovers The Seller	13
57	5.2.5 CPA Is Established	14
58	5.3 Registry Users	14
59	5.4 Where the Registry Services May Be Implemented	15
60	5.5 Implementation Conformance	15
61	5.5.1 Conformance as an ebXML Registry	16
62	5.5.2 Conformance as an ebXML Registry Client	16
63	<b>6 ebXML Registry Architecture</b>	<b>17</b>
64	6.1 Registry Service Described	17
65	6.2 Abstract Registry Service	18
66	6.3 Concrete Registry Services	18
67	6.3.1 SOAP Binding	19
68	6.3.2 ebXML Message Service Binding	20
69	6.4 LifeCycleManager Interface	21
70	6.5 QueryManager Interface	22
71	6.6 Registry Clients	22
72	6.6.1 Registry Client Described	22
73	6.6.2 Registry Communication Bootstrapping	23
74	6.6.3 RegistryClient Interface	24
75	6.6.4 Registry Response	24
76	6.7 Interoperability Requirements	24
77	6.7.1 Client Interoperability	24
78	6.7.2 Inter-Registry Cooperation	25
79	<b>7 Life Cycle Management Service</b>	<b>26</b>
80	7.1 Life Cycle of a Repository Item	26
81	7.2 RegistryObject Attributes	26

82	7.3	The Submit Objects Protocol .....	27
83	7.3.1	Universally Unique ID Generation .....	27
84	7.3.2	ID Attribute And Object References.....	28
85	7.3.3	Audit Trail.....	28
86	7.3.4	Submitting Organization .....	28
87	7.3.5	Error Handling .....	28
88	7.3.6	Sample SubmitObjectsRequest.....	29
89	7.4	The Update Objects Protocol .....	32
90	7.4.1	Audit Trail.....	33
91	7.4.2	Submitting Organization.....	33
92	7.4.3	Error Handling .....	33
93	7.5	The Add Slots Protocol.....	34
94	7.6	The Remove Slots Protocol .....	34
95	7.7	The Approve Objects Protocol.....	35
96	7.7.1	Audit Trail.....	35
97	7.7.2	Submitting Organization.....	36
98	7.7.3	Error Handling .....	36
99	7.8	The Deprecate Objects Protocol .....	36
100	7.8.1	Audit Trail.....	37
101	7.8.2	Submitting Organization.....	37
102	7.8.3	Error Handling .....	37
103	7.9	The Remove Objects Protocol .....	38
104	7.9.1	Deletion Scope DeleteRepositoryItemOnly.....	38
105	7.9.2	Deletion Scope DeleteAll .....	38
106	7.9.3	Error Handling .....	39
107	<b>8</b>	<b>Query Management Service.....</b>	<b>40</b>
108	8.1	Ad Hoc Query Request/Response.....	40
109	8.1.1	Query Response Options.....	41
110	8.2	Filter Query Support .....	42
111	8.2.1	FilterQuery.....	44
112	8.2.2	RegistryObjectQuery .....	46
113	8.2.3	RegistryEntryQuery .....	59
114	8.2.4	AssociationQuery.....	62
115	8.2.5	AuditableEventQuery .....	64
116	8.2.6	ClassificationQuery.....	67
117	8.2.7	ClassificationNodeQuery.....	69
118	8.2.8	ClassificationSchemeQuery.....	74
119	8.2.9	RegistryPackageQuery.....	75
120	8.2.10	ExtrinsicObjectQuery .....	77
121	8.2.11	OrganizationQuery.....	78
122	8.2.12	ServiceQuery.....	82
123	8.2.13	Registry Filters.....	84
124	8.2.14	XML Clause Constraint Representation .....	88
125	8.3	SQL Query Support .....	92
126	8.3.1	SQL Query Syntax Binding To [ebRIM].....	92
127	8.3.2	Semantic Constraints On Query Syntax .....	94
128	8.3.3	SQL Query Results .....	94
129	8.3.4	Simple Metadata Based Queries .....	95

130	8.3.5 RegistryObject Queries.....	95
131	8.3.6 RegistryEntry Queries.....	95
132	8.3.7 Classification Queries.....	95
133	8.3.8 Association Queries.....	97
134	8.3.9 Package Queries.....	97
135	8.3.10 ExternalLink Queries.....	98
136	8.3.11 Audit Trail Queries.....	98
137	8.4 Content Retrieval.....	98
138	8.4.1 Identification Of Content Payloads.....	98
139	8.4.2 GetContentResponse Message Structure.....	99
140	<b>9 Registry Security.....</b>	<b>100</b>
141	9.1 Security Concerns.....	100
142	9.2 Integrity of Registry Content.....	100
143	9.2.1 Message Payload Signature.....	100
144	9.2.2 Payload Signature Requirements.....	101
145	9.3 Authentication.....	103
146	9.3.1 Message Header Signature.....	103
147	9.4 Key Distribution and KeyInfo Element.....	105
148	9.5 Confidentiality.....	106
149	9.5.1 On-the-wire Message Confidentiality.....	106
150	9.5.2 Confidentiality of Registry Content.....	106
151	9.6 Authorization.....	106
152	9.6.1 Actions.....	107
153	9.7 Access Control.....	107
154	<b>Appendix A Web Service Architecture.....</b>	<b>109</b>
155	A.1 Registry Service Abstract Specification.....	109
156	A.2 Registry Service SOAP Binding.....	109
157	<b>Appendix B ebXML Registry Schema Definitions.....</b>	<b>110</b>
158	B.1 RIM Schema.....	110
159	B.2 Query Schema.....	110
160	B.3 Registry Services Interface Schema.....	110
161	B.4 Examples of Instance Documents.....	110
162	<b>Appendix C Interpretation of UML Diagrams.....</b>	<b>111</b>
163	C.1 UML Class Diagram.....	111
164	C.2 UML Sequence Diagram.....	111
165	<b>Appendix D SQL Query.....</b>	<b>112</b>
166	D.1 SQL Query Syntax Specification.....	112
167	D.2 Non-Normative BNF for Query Syntax Grammar.....	112
168	D.3 Relational Schema For SQL Queries.....	114
169	<b>Appendix E Non-normative Content Based Ad Hoc Queries.....</b>	<b>115</b>
170	E.1 Automatic Classification of XML Content.....	115
171	E.2 Index Definition.....	115
172	E.3 Example Of Index Definition.....	115
173	E.4 Proposed XML Definition.....	116
174	E.5 Example of Automatic Classification.....	116
175	<b>Appendix F Security Implementation Guideline.....</b>	<b>117</b>
176	F.1 Security Concerns.....	117

177	F.2	Authentication.....	118
178	F.3	Authorization .....	118
179	F.4	Registry Bootstrap .....	118
180	F.5	Content Submission – Client Responsibility .....	118
181	F.6	Content Submission – Registry Responsibility .....	119
182	F.7	Content Delete/Deprecate – Client Responsibility .....	119
183	F.8	Content Delete/Deprecate – Registry Responsibility .....	119
184	F.9	Using ds:KeyInfo Field.....	119
185	<b>Appendix G</b>	<b>Native Language Support (NLS).....</b>	<b>121</b>
186	G.1	Definitions.....	121
187	G.1.1	Coded Character Set (CCS):.....	121
188	G.1.2	Character Encoding Scheme (CES):.....	121
189	G.1.3	Character Set (charset):.....	121
190	G.2	NLS And Request / Response Messages .....	121
191	G.3	NLS And Storing of RegistryObject.....	121
192	G.3.1	Character Set of <i>LocalizedString</i> .....	122
193	G.3.2	Language Information of <i>LocalizedString</i> .....	122
194	G.4	NLS And Storing of Repository Items.....	122
195	G.4.1	Character Set of Repository Items .....	122
196	G.4.2	Language information of repository item .....	122
197	<b>Appendix H</b>	<b>Registry Profile.....</b>	<b>123</b>
198	<b>10</b>	<b>References .....</b>	<b>124</b>
199	<b>11</b>	<b>Disclaimer .....</b>	<b>126</b>
200	<b>12</b>	<b>Contact Information .....</b>	<b>127</b>
201	<b>13</b>	<b>Copyright Statement.....</b>	<b>128</b>
202			



## 203 **Table of Figures**

204	Figure 1: Actor Relationships .....	15
205	Figure 2: ebXML Registry Service Architecture .....	17
206	Figure 3: The Abstract ebXML Registry Service .....	18
207	Figure 4: A Concrete ebXML Registry Service.....	19
208	Figure 5: Registry Architecture Supports Flexible Topologies .....	23
209	Figure 6: Life Cycle of a Repository Item .....	26
210	Figure 7: Submit Objects Sequence Diagram .....	27
211	Figure 8: Update Objects Sequence Diagram .....	33
212	Figure 9: Add Slots Sequence Diagram .....	34
213	Figure 10: Remove Slots Sequence Diagram.....	35
214	Figure 11: Approve Objects Sequence Diagram.....	35
215	Figure 12: Deprecate Objects Sequence Diagram.....	37
216	Figure 13: Remove Objects Sequence Diagram .....	39
217	Figure 14: Submit Ad Hoc Query Sequence Diagram.....	41
218	Figure 15: Example ebRIM Binding.....	43
219	Figure 16: ebRIM Binding for RegistryObjectQuery .....	46
220	Figure 17: ebRIM Binding for RegistryEntryQuery .....	59
221	Figure 18: ebRIM Binding for AssociationQuery .....	62
222	Figure 19: ebRIM Binding for AuditableEventQuery .....	64
223	Figure 20: ebRIM Binding for ClassificationQuery .....	67
224	Figure 21: ebRIM Binding for ClassificationNodeQuery.....	69
225	Figure 22: ebRIM Binding for ClassificationSchemeQuery.....	74
226	Figure 23: ebRIM Binding for RegistryPackageQuery .....	75
227	Figure 24: ebRIM Binding for ExtrinsicObjectQuery .....	77
228	Figure 25: ebRIM Binding for OrganizationQuery .....	79
229	Figure 26: ebRIM Binding for ServiceQuery .....	83
230	Figure 27: The Clause Structure.....	88
231		

**232 Table of Tables**

233	Table 1: Registry Users .....	14
234	Table 2: LifeCycle Manager Summary .....	21
235	Table 3: Query Manager .....	22
236	Table 4: RegistryClient Summary .....	24
237	Table 5 Submit Objects Error Handling .....	28
238	Table 6: Update Objects Error Handling .....	34
239	Table 7: Approve Objects Error Handling .....	36
240	Table 8: Deprecate Objects Error Handling .....	37
241	Table 9: Remove Objects Error Handling .....	39
242	Table 10: Path Filter Expressions for Use Cases .....	72
243	Table 11: Default Access Control Policies .....	107
244		

## 245 **3 Introduction**

### 246 **3.1 Summary of Contents of Document**

247 This document defines the interface to the ebXML Registry Services as well as interaction  
248 protocols, message definitions and XML schema.

249 A separate document, ebXML Registry Information Model [ebRIM], provides information on  
250 the types of metadata that are stored in the Registry as well as the relationships among the  
251 various metadata classes.

### 252 **3.2 General Conventions**

253 The following conventions are used throughout this document:

254 UML diagrams are used as a way to concisely describe concepts. They are not intended to  
255 convey any specific Implementation or methodology requirements.

256 The term “repository item” is used to refer to an object that has resides in a repository for storage  
257 and safekeeping (e.g., an XML document or a DTD). Every repository item is described in the  
258 Registry by a RegistryObject instance.

259 The term "RegistryEntry" is used to refer to an object that provides metadata about a repository  
260 item.

261 Capitalized Italic words are defined in the ebXML Glossary.

262 The keywords MUST, MUST NOT, REQUIRED, SHALL, SHALL NOT, SHOULD, SHOULD  
263 NOT, RECOMMENDED, MAY, and OPTIONAL, when they appear in this document, are to be  
264 interpreted as described in RFC 2119 [Bra97].

### 265 **3.3 Audience**

266 The target audience for this specification is the community of software developers who are:

- 267 • Implementers of ebXML Registry Services
- 268 • Implementers of ebXML Registry Clients

#### 269 **Related Documents**

270 The following specifications provide some background and related information to the reader:

- 271 a) *ebXML Registry Information Model* [ebRIM]
- 272 b) *ebXML Message Service Specification* [ebMS]
- 273 c) *ebXML Business Process Specification Schema* [ebBPSS]
- 274 d) *ebXML Collaboration-Protocol Profile and Agreement Specification* [ebCPP]

## 275 **4 Design Objectives**

### 276 **4.1 Goals**

277 The goals of this version of the specification are to:

- 278 • Communicate functionality of Registry services to software developers
- 279 • Specify the interface for Registry clients and the Registry
- 280 • Provide a basis for future support of more complete ebXML Registry requirements
- 281 • Be compatible with other ebXML specifications

### 282 **4.2 Caveats and Assumptions**

283 This version of the Registry Services Specification is the second in a series of phased  
284 deliverables. Later versions of the document will include additional capability as deemed  
285 appropriate by the OASIS/ebXML Registry Technical Committee. It is assumed that:

286 Interoperability requirements dictate that at least one of the normative interfaces as referenced in  
287 this specification must be supported.

- 288 1. All access to the Registry content is exposed via the interfaces defined for the Registry  
289 Services.
- 290 2. The Registry makes use of a Repository for storing and retrieving persistent information  
291 required by the Registry Services. This is an implementation detail that will not be  
292 discussed further in this specification.

## 293 **5 System Overview**

### 294 **5.1 What The ebXML Registry Does**

295 The ebXML Registry provides a set of services that enable sharing of information between  
296 interested parties for the purpose of enabling business process integration between such parties  
297 based on the ebXML specifications. The shared information is maintained as objects in a  
298 repository and managed by the ebXML Registry Services defined in this document.

### 299 **5.2 How The ebXML Registry Works**

300 This section describes at a high level some use cases illustrating how Registry clients may make  
301 use of Registry Services to conduct B2B exchanges. It is meant to be illustrative and not  
302 prescriptive.

303 The following scenario provides a high level textual example of those use cases in terms of  
304 interaction between Registry clients and the Registry. It is not a complete listing of the use cases  
305 that could be envisioned. It assumes for purposes of example, a buyer and a seller who wish to  
306 conduct B2B exchanges using the RosettaNet PIP3A4 Purchase Order business protocol. It is  
307 assumed that both buyer and seller use the same Registry service provided by a third party. Note  
308 that the architecture supports other possibilities (e.g. each party uses its own private Registry).

#### 309 **5.2.1 Schema Documents Are Submitted**

310 A third party such as an industry consortium or standards group submits the necessary schema  
311 documents required by the RosettaNet PIP3A4 Purchase Order business protocol with the  
312 Registry using the LifeCycleManager service of the Registry described in Section 7.3.

#### 313 **5.2.2 Business Process Documents Are Submitted**

314 A third party, such as an industry consortium or standards group, submits the necessary business  
315 process documents required by the RosettaNet PIP3A4 Purchase Order business protocol with  
316 the Registry using the LifeCycleManager service of the Registry described in Section 7.3.

#### 317 **5.2.3 Seller's Collaboration Protocol Profile Is Submitted**

318 The seller publishes its Collaboration Protocol Profile or CPP as defined by [ebCPP] to the  
319 Registry. The CPP describes the seller, the role it plays, the services it offers and the technical  
320 details on how those services may be accessed. The seller classifies their Collaboration Protocol  
321 Profile using the Registry's flexible Classification capabilities.

#### 322 **5.2.4 Buyer Discovers The Seller**

323 The buyer browses the Registry using Classification schemes defined within the Registry using a  
324 Registry Browser GUI tool to discover a suitable seller. For example the buyer may look for all  
325 parties that are in the Automotive Industry, play a seller role, support the RosettaNet PIP3A4  
326 process and sell Car Stereos.

327 The buyer discovers the seller's CPP and decides to engage in a partnership with the seller.

### 328 5.2.5 CPA Is Established

329 The buyer unilaterally creates a Collaboration Protocol Agreement or CPA as defined by  
 330 [ebCPP] with the seller using the seller's CPP and their own CPP as input. The buyer proposes a  
 331 trading relationship to the seller using the unilateral CPA. The seller accepts the proposed CPA  
 332 and the trading relationship is established.

333 Once the seller accepts the CPA, the parties may begin to conduct B2B transactions as defined  
 334 by [ebMS].

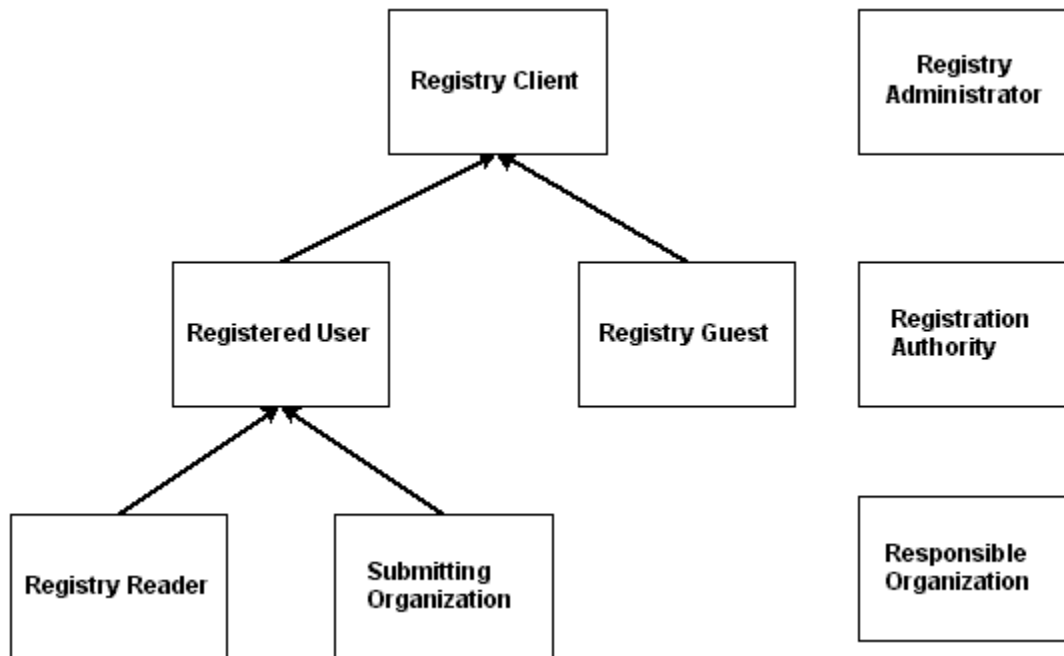
### 335 5.3 Registry Users

336 We describe the actors who use the registry from the point of view of security and analyze the  
 337 security concerns of the registry below. This analysis leads up to the security requirements for  
 338 version 2.0. Some of the actors are defined in Section 9.7. Note that the same entity may  
 339 represent different actors. For example, a Registration Authority and Registry Administrator may  
 340 have the same identity.

341 **Table 1: Registry Users**

<b>Actor</b>	<b>Function</b>	<b>ISO/IEC 11179</b>	<b>Comments</b>
RegistrationAuthority	Hosts the RegistryObjects	Registration Authority (RA)	
Registry Administrator	Evaluates and enforces registry security policy. Facilitates definition of the registry security policy.		MAY have the same identity as Registration Authority
Registered User	Has a contract with the Registration Authority and MUST be authenticated by Registration Authority.		The contract could be a ebXML CPA or some other form of contract.
Registry Guest	Has no contract with Registration Authority. Does not have to be authenticated for Registry access. Cannot change contents of the Registry (MAY be permitted to read some RegistryObjects.)		Note that a Registry Guest is not a Registry Reader.
Submitting Organization	A Registered User who does lifecycle operations on permitted RegistryObjects.	Submitting Organization (SO)	
Registry Reader	A Registered User who has only <i>read</i> access		
Responsible Organization	Creates Registry Objects	Responsible Organization	RO MAY have the same identity as SO

		(RO)	
Registry Client	Registered User or Registered Guest		



342  
343

Figure 1: Actor Relationships

344

Note:

345

In the current version of the specification the following are true.

346

A Submitting Organization and a Responsible Organization are the same.

347

Registration of a user happens out-of-band, i.e, by means not specified in this specification.

348

A Registry Administrator and Registration Authority are the same.

349

## 5.4 Where the Registry Services May Be Implemented

350

The Registry Services may be implemented in several ways including, as a public web site, as a private web site, hosted by an ASP or hosted by a VPN provider.

351

352

## 5.5 Implementation Conformance

353

An implementation is a *conforming* ebXML Registry if the implementation meets the conditions in Section 5.5.1. An implementation is a conforming ebXML Registry Client if the implementation meets the conditions in Section 5.5.2. An implementation is a conforming ebXML Registry and a conforming ebXML Registry Client if the implementation conforms to the conditions of Section 5.5.1 and Section 5.5.2. An implementation shall be a conforming ebXML Registry, a conforming ebXML Registry Client, or a conforming ebXML Registry and Registry Client.

354

355

356

357

358

359

### 360 **5.5.1 Conformance as an ebXML Registry**

361 An implementation conforms to this specification as an ebXML Registry if it meets the  
362 following conditions:

- 363 1. Conforms to the ebXML Registry Information Model [ebRIM].
- 364 2. Supports the syntax and semantics of the Registry Interfaces and Security Model.
- 365 3. Supports the defined ebXML Registry Schema (Appendix B).
- 366 4. Optionally supports the syntax and semantics of Section 8.3, SQL Query Support.

### 367 **5.5.2 Conformance as an ebXML Registry Client**

368 An implementation conforms to this specification, as an ebXML Registry Client if it meets the  
369 following conditions:

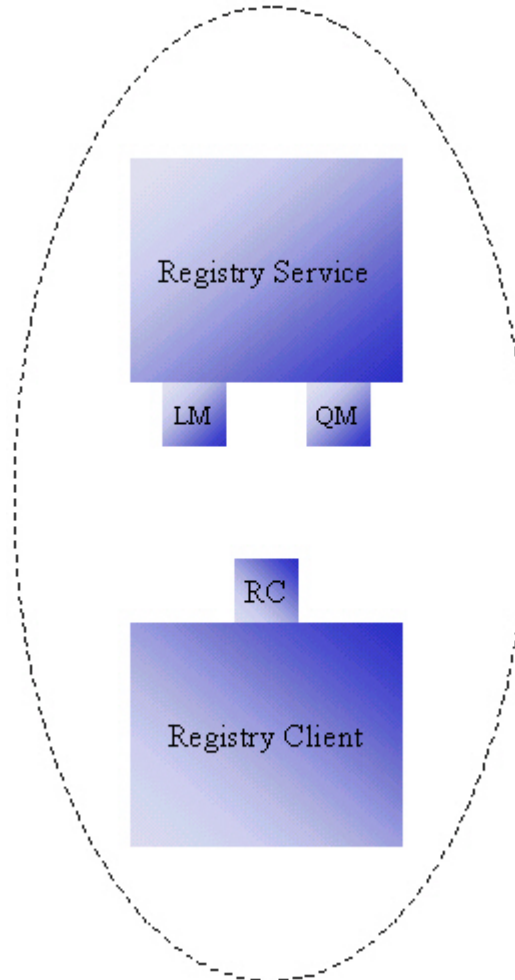
- 370 1. Supports the ebXML CPA and bootstrapping process.
- 371 2. Supports the syntax and the semantics of the Registry Client Interfaces.
- 372 3. Supports the defined ebXML Error Message DTD.
- 373 4. Supports the defined ebXML Registry Schema (Appendix B).

374



## 375 6 ebXML Registry Architecture

376 The ebXML Registry architecture consists of an ebXML Registry Service and ebXML Registry  
377 Clients. The ebXML Registry Service provides the methods for managing a repository. An  
378 ebXML Registry Client is an application used to access the Registry.



379  
380

Figure 2: ebXML Registry Service Architecture

### 381 6.1 Registry Service Described

382 The ebXML Registry Service is comprised of a robust set of interfaces designed to  
383 fundamentally manage the objects and inquiries associated with the ebXML Registry. The two  
384 primary interfaces for the Registry Service consist of:

- 385 • A Life Cycle Management interface that provides a collection of methods for managing  
386 objects within the Registry.
- 387 • A Query Management Interface that controls the discovery and retrieval of information from  
388 the Registry.

389 A registry client program utilizes the services of the registry by invoking methods on one of the  
390 above interfaces defined by the Registry Service. This specification defines the interfaces  
391 exposed by the Registry Service (Sections 6.4 and 6.5) as well as the interface for the Registry  
392 Client (Section 6.6).

## 393 6.2 Abstract Registry Service

394 The architecture defines the ebXML Registry as an abstract registry service that is defined as:

- 395 1. A set of interfaces that must be supported by the registry.
- 396 2. The set of methods that must be supported by each interface.
- 397 3. The parameters and responses that must be supported by each method.

398 The abstract registry service neither defines any specific implementation for the ebXML  
399 Registry, nor does it specify any specific protocols used by the registry. Such implementation  
400 details are described by concrete registry services that realize the abstract registry service.

401 The abstract registry service (Figure 3) shows how an abstract ebXML Registry must provide  
402 two key functional interfaces called **QueryManager**<sup>1</sup> (QM) and **LifeCycleManager**<sup>2</sup>  
403 (LM).



404  
405

Figure 3: The Abstract ebXML Registry Service

406 Appendix A provides hyperlinks to the abstract service definition in the Web Service Description  
407 Language (WSDL) syntax.

## 408 6.3 Concrete Registry Services

409 The architecture allows the abstract registry service to be mapped to one or more concrete  
410 registry services defined as:

- 411 • Implementations of the interfaces defined by the abstract registry service.
- 412 • Bindings of these concrete interfaces to specific communication protocols.

413 This specification describes two concrete bindings for the abstract registry service:

- 414 • A SOAP binding using the HTTP protocol
- 415 • An ebXML Messaging Service (ebMS) binding

416 A registry may implement one or both of the concrete bindings for the abstract registry service as  
417 shown in Figure 4.

418

---

<sup>1</sup> Known as ObjectQueryManager in V1.0

<sup>2</sup> Known as ObjectManager in V1.0

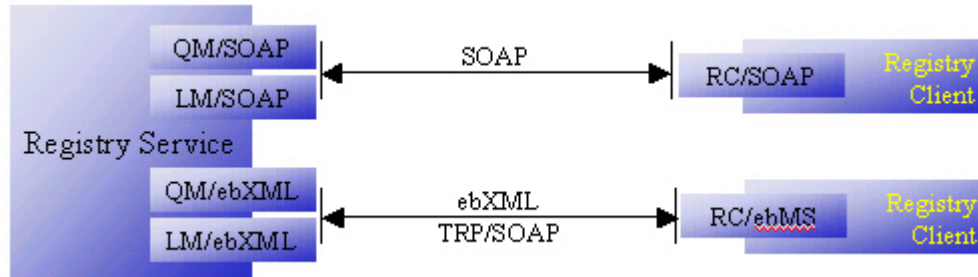


Figure 4: A Concrete ebXML Registry Service

419

420

421 Figure 4 shows a concrete implementation of the abstract ebXML Registry (RegistryService) on  
 422 the left side. The RegistryService provides the QueryManager and LifeCycleManager interfaces  
 423 available with multiple protocol bindings (SOAP and ebMS).

424 Figure 4 also shows two different clients of the ebXML Registry on the right side. The top client  
 425 uses SOAP interface to access the registry while the lower client uses ebMS interface. Clients  
 426 use the appropriate concrete interface within the RegistryService service based upon their  
 427 protocol preference.

## 428 6.3.1 SOAP Binding

### 429 6.3.1.1 WSDL Terminology Primer

430 This section provides a brief introduction to Web Service Description Language (WSDL) since  
 431 the SOAP binding is described using WSDL syntax. WSDL provides the ability to describe a  
 432 web service in abstract as well as with concrete bindings to specific protocols. In WSDL, an  
 433 abstract service consists of one or more `port types` or end-points. Each port type consists  
 434 of a collection of `operations`. Each operation is defined in terms of `messages` that define  
 435 what data is exchanged as part of that operation. Each message is typically defined in terms of  
 436 elements within an XML Schema definition.

437 An abstract service is not bound to any specific protocol (e.g. SOAP). In WSDL, an abstract  
 438 service may be used to define a concrete service by binding it to a specific protocol. This binding  
 439 is done by providing a `binding` definition for each abstract port type that defines additional  
 440 protocols specific details. Finally, a concrete `service` definition is defined as a collection of  
 441 `ports`, where each port simply adds address information such as a URL for each concrete port.

### 442 6.3.1.2 Concrete Binding for SOAP

443 This section assumes that the reader is somewhat familiar with SOAP and WSDL. The SOAP  
 444 binding to the ebXML Registry is defined as a web service description in WSDL as follows:

- 445 • A single service element with name "RegistryService" defines the concrete SOAP binding  
 446 for the registry service.
- 447 • The service element includes two port definitions, where each port corresponds with one of  
 448 the interfaces defined for the abstract registry service. Each port includes an HTTP URL for  
 449 accessing that port.
- 450 • Each port definition also references a binding element, one for each interface defined in the  
 451 WSDL for the abstract registry service.

```
452 <service name = "RegistryService">
```

453

```

454     <port name = "QueryManagerSOAPBinding" binding = "tns:QueryManagerSOAPBinding">
455         <soap:address location = "http://your_URL_to_your_QueryManager"/>
456     </port>
457
458     <port name = "LifeCycleManagerSOAPBinding" binding = "tns:LifeCycleManagerSOAPBinding">
459         <soap:address location = "http://your_URL_to_your_QueryManager"/>
460     </port>
461 </service>
462

```

463 The complete WSDL description for the SOAP binding can be obtained via a hyperlink in  
464 Appendix A.

## 465 6.3.2 ebXML Message Service Binding

### 466 6.3.2.1 Service and Action Elements

467 When using the ebXML Messaging Services Specification, ebXML Registry Service elements  
468 correspond to Messaging Service elements as follows:

- 469 • The value of the Service element in the MessageHeader is an ebXML Registry Service  
470 interface name (e.g., “LifeCycleManager”). The type attribute of the Service element should  
471 have a value of “ebXMLRegistry”.
- 472 • The value of the Action element in the MessageHeader is an ebXML Registry Service  
473 method name (e.g., “submitObjects”).

```

474
475 <eb:Service eb:type="ebXMLRegistry">LifeCycleManger</eb:Service>
476 <eb:Action>submitObjects</eb:Action>
477

```

478 Note that the above allows the Registry Client only one interface/method pair per message. This  
479 implies that a Registry Client can only invoke one method on a specified interface for a given  
480 request to a registry.

### 481 6.3.2.2 Synchronous and Asynchronous Responses

482 All methods on interfaces exposed by the registry return a response message.

#### 483 Asynchronous response

484 When a message is sent asynchronously, the Registry will return two response messages. The  
485 first message will be an immediate response to the request and does not reflect the actual  
486 response for the request. This message will contain:

- 487 • MessageHeader;
- 488 • RegistryResponse element with empty content (e.g., **NO** AdHocQueryResponse);  
489 – status attribute with value **Unavailable**.

490 The Registry delivers the actual Registry response element with non-empty content  
491 asynchronously at a later time. The delivery is accomplished by the Registry invoking the  
492 onResponse method on the RegistryClient interface as implemented by the registry client  
493 application. The onResponse method includes a RegistryResponse element as shown below:

- 494 • MessageHeader;
- 495 • RegistryResponse element including;  
496 – Status attribute (Success, Failure);

497 – Optional RegistryErrorList.

498 **Synchronous response**

499 When a message is sent synchronously, the Message Service Handler will hold open the  
500 communication mechanism until the Registry returns a response. This message will contain:

- 501 • MessageHeader;
- 502 • RegistryResponse element including:
  - 503 – Status attribute (Success, Failure);
  - 504 – Optional RegistryErrorList.

505 **6.3.2.3 ebXML Registry Collaboration Profiles and Agreements**

506 The ebXML CPP specification [ebCPP] defines a Collaboration-Protocol Profile (CPP) and a  
507 Collaboration-Protocol Agreement (CPA) as mechanisms for two parties to share information  
508 regarding their respective business processes. That specification assumes that a CPA has been  
509 agreed to by both parties in order for them to engage in B2B interactions.

510 This specification does not mandate the use of a CPA between the Registry and the Registry  
511 Client. However if the Registry does not use a CPP, the Registry shall provide an alternate  
512 mechanism for the Registry Client to discover the services and other information provided by a  
513 CPP. This alternate mechanism could be a simple URL.

514 The CPA between clients and the Registry should describe the interfaces that the Registry and  
515 the client expose to each other for Registry-specific interactions. The definition of the Registry  
516 CPP template and a Registry Client CPP template are beyond the scope of this document.

517 **6.4 LifeCycleManager Interface**

518 This is the interface exposed by the Registry Service that implements the object life cycle  
519 management functionality of the Registry. Its methods are invoked by the Registry Client. For  
520 example, the client may use this interface to submit objects, to classify and associate objects and  
521 to deprecate and remove objects. For this specification the semantic meaning of submit, classify,  
522 associate, deprecate and remove is found in [ebRIM].

523

Table 2: LifeCycle Manager Summary

<b>Method Summary of LifeCycleManager</b>	
RegistryResponse	<a href="#">approveObjects</a> ( <a href="#">ApproveObjectsRequest</a> req) Approves one or more previously submitted objects.
RegistryResponse	<a href="#">deprecateObjects</a> ( <a href="#">DeprecateObjectsRequest</a> req) Deprecates one or more previously submitted objects.
RegistryResponse	<a href="#">removeObjects</a> ( <a href="#">RemoveObjectsRequest</a> req) Removes one or more previously submitted objects from the Registry.
RegistryResponse	<a href="#">submitObjects</a> ( <a href="#">SubmitObjectsRequest</a> req) Submits one or more objects and possibly related metadata such as Associations and Classifications.
RegistryResponse	<a href="#">updateObjects</a> ( <a href="#">UpdateObjectsRequest</a> req)

	Updates one or more previously submitted objects.
RegistryResponse	<a href="#">addSlots</a> ( <a href="#">AddSlotsRequest</a> req) Add slots to one or more registry entries.
RegistryResponse	<a href="#">removeSlots</a> ( <a href="#">RemoveSlotsRequest</a> req) Remove specified slots from one or more registry entries.

## 524 6.5 QueryManager Interface

525 This is the interface exposed by the Registry that implements the Query management service of  
 526 the Registry. Its methods are invoked by the Registry Client. For example, the client may use this  
 527 interface to perform browse and drill down queries or ad hoc queries on registry content.

528 **Table 3: Query Manager**

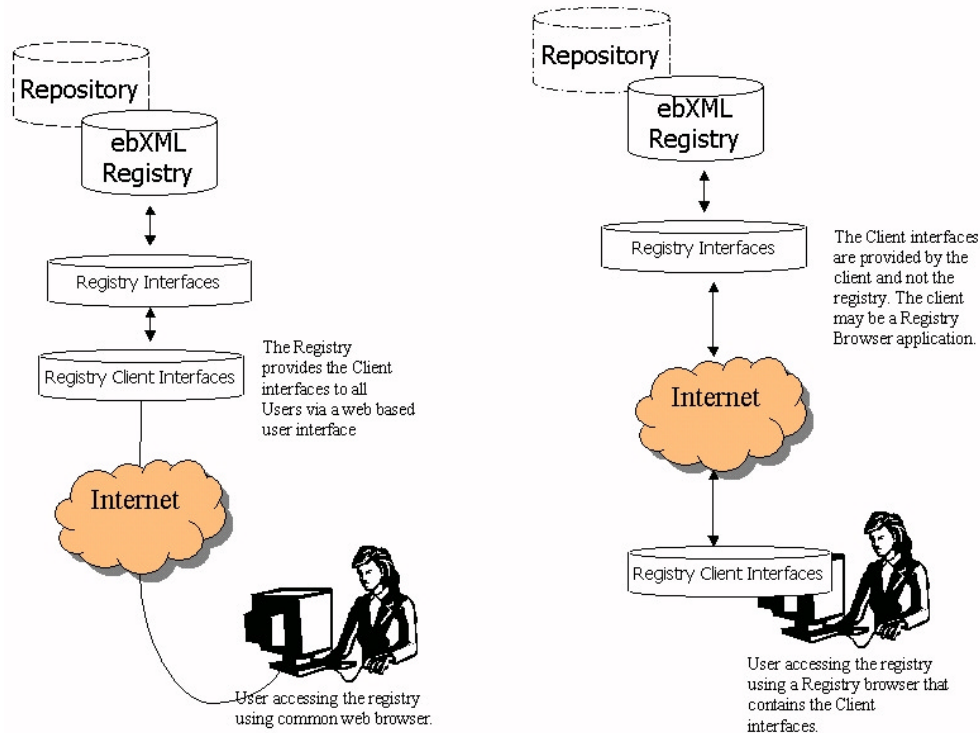
<b>Method Summary of QueryManager</b>	
RegistryResponse	<a href="#">submitAdhocQuery</a> ( <a href="#">AdhocQueryRequest</a> req) Submit an ad hoc query request.

## 529 6.6 Registry Clients

### 530 6.6.1 Registry Client Described

531 The Registry Client interfaces may be local to the registry or local to the user. Figure 5 depicts  
 532 the two possible topologies supported by the registry architecture with respect to the Registry  
 533 and Registry Clients. The picture on the left side shows the scenario where the Registry provides  
 534 a web based “thin client” application for accessing the Registry that is available to the user using  
 535 a common web browser. In this scenario the Registry Client interfaces reside across the Internet  
 536 and are local to the Registry from the user’s view. The picture on the right side shows the  
 537 scenario where the user is using a “fat client” Registry Browser application to access the registry.  
 538 In this scenario the Registry Client interfaces reside within the Registry Browser tool and are  
 539 local to the Registry from the user’s view. The Registry Client interfaces communicate with the  
 540 Registry over the Internet in this scenario.

541 A third topology made possible by the registry architecture is where the Registry Client  
 542 interfaces reside in a server side business component such as a Purchasing business component.  
 543 In this topology there may be no direct user interface or user intervention involved. Instead, the  
 544 Purchasing business component may access the Registry in an automated manner to select  
 545 possible sellers or service providers based on current business needs.



546  
547

Figure 5: Registry Architecture Supports Flexible Topologies

## 548 6.6.2 Registry Communication Bootstrapping

549 Before a client can access the services of a Registry, there must be some communication  
550 bootstrapping between the client and the registry. The most essential aspect of this bootstrapping  
551 process is for the client to discover addressing information (e.g. an HTTP URL) to each of the  
552 concrete service interfaces of the Registry. The client may obtain the addressing information by  
553 discovering the ebXML Registry in a public registry such as UDDI or within another ebXML  
554 Registry.

- 555 • In case of SOAP binding, all the info needed by the client (e.g. Registry URLs) is available  
556 in a WSDL description for the registry. This WSDL conforms to the template WSDL  
557 description in Appendix A.1. This WSDL description may be discovered in a public registry  
558 such as UDDI.
- 559 • In case of ebMS binding, the information exchange between the client and the registry may  
560 be accomplished in a registry specific manner, which may involve establishing a CPA  
561 between the client and the registry. Once the information exchange has occurred the Registry  
562 and the client will have addressing information (e.g. URLs) for the other party.

### 563 6.6.2.1 Communication Bootstrapping for SOAP Binding

564 Each ebXML Registry must provide a WSDL description for its RegistryService as defined by  
565 Appendix A.1. A client uses the WSDL description to determine the address information of the  
566 RegistryService in a protocol specific manner. For example the SOAP/HTTP based ports of the  
567 RegistryService may be accessed via a URL specified in the WSDL for the registry.

568 The use of WSDL enables the client to use automated tools such as a WSDL compiler to  
569 generate stubs that provide access to the registry in a language specific manner.

570 At minimum, any client may access the registry over SOAP/HTTP using the address information  
 571 within the WSDL, with minimal infrastructure requirements other than the ability to make  
 572 synchronous SOAP call to the SOAP based ports on the RegistryService.

### 573 **6.6.2.2 Communication Bootstrapping for ebXML Message Service**

574 Since there is no previously established CPA between the Registry and the RegistryClient, the  
 575 client must know at least one Transport-specific communication address for the Registry. This  
 576 communication address is typically a URL to the Registry, although it could be some other type  
 577 of address such as an email address. For example, if the communication used by the Registry is  
 578 HTTP, then the communication address is a URL. In this example, the client uses the Registry's  
 579 public URL to create an implicit CPA with the Registry. When the client sends a request to the  
 580 Registry, it provides a URL to itself. The Registry uses the client's URL to form its version of an  
 581 implicit CPA with the client. At this point a session is established within the Registry. For the  
 582 duration of the client's session with the Registry, messages may be exchanged bidirectionally as  
 583 required by the interaction protocols defined in this specification.

### 584 **6.6.3 RegistryClient Interface**

585 This is the principal interface implemented by a Registry client. The client provides this interface  
 586 when creating a connection to the Registry. It provides the methods that are used by the Registry  
 587 to deliver asynchronous responses to the client. Note that a client need not provide a  
 588 RegistryClient interface if the [CPA] between the client and the registry does not support  
 589 asynchronous responses.

590 The registry sends all asynchronous responses to operations via the onResponse method.

591 **Table 4: RegistryClient Summary**

<b>Method Summary of RegistryClient</b>	
<code>void</code>	<code>onResponse(RegistryResponse resp)</code> Notifies client of the response sent by registry to previously submitted request.

### 592 **6.6.4 Registry Response**

593 The RegistryResponse is a common class defined by the Registry interface that is used by the  
 594 registry to provide responses to client requests.

## 595 **6.7 Interoperability Requirements**

### 596 **6.7.1 Client Interoperability**

597 The architecture requires that any ebXML compliant registry client can access any ebXML  
 598 compliant registry service in an interoperable manner. An ebXML Registry may implement any  
 599 number of protocol bindings from the set of normative bindings (currently ebXML TRP and  
 600 SOAP/HTTP) defined in this proposal. The support of additional protocol bindings is optional.



## 601 **6.7.2 Inter-Registry Cooperation**

602 This version of the specification does not preclude ebXML Registries from cooperating with  
603 each other to share information, nor does it preclude owners of ebXML Registries from  
604 registering their ebXML registries with other registry systems, catalogs, or directories.

605 Examples include:

- 606 • An ebXML Registry that serves as a registry of ebXML Registries.
- 607 • A non-ebXML Registry that serves as a registry of ebXML Registries.
- 608 • Cooperative ebXML Registries, where multiple ebXML registries register with each other in  
609 order to form a federation.

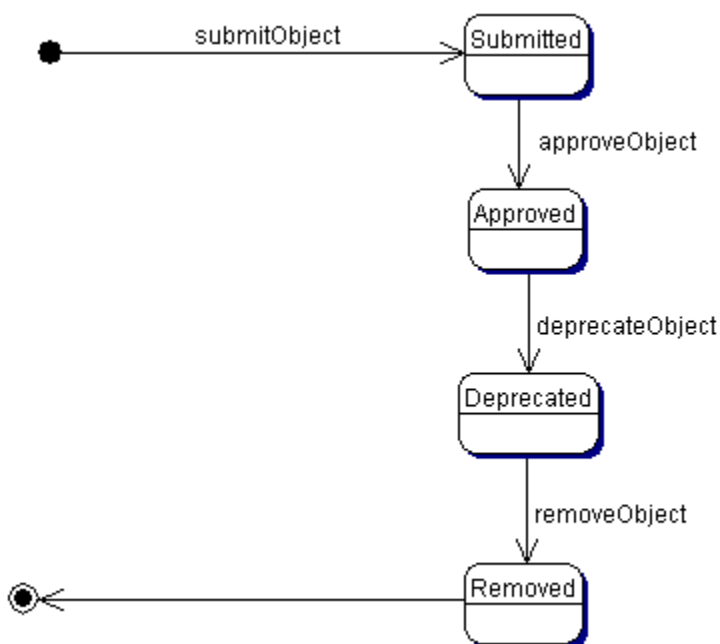
## 610 7 Life Cycle Management Service

611 This section defines the LifeCycleManagement service of the Registry. The Life Cycle  
 612 Management Service is a sub-service of the Registry service. It provides the functionality  
 613 required by RegistryClients to manage the life cycle of repository items (e.g. XML documents  
 614 required for ebXML business processes). The Life Cycle Management Service can be used with  
 615 all types of repository items as well as the metadata objects specified in [ebRIM] such as  
 616 Classification and Association.

617 The minimum-security policy for an ebXML registry is to accept content from any client if a  
 618 certificate issued by a Certificate Authority recognized by the ebXML registry digitally signs the  
 619 content.

### 620 7.1 Life Cycle of a Repository Item

621 The main purpose of the LifeCycleManagement service is to manage the life cycle of repository  
 622 items. Figure 6 shows the typical life cycle of a repository item. Note that the current version of  
 623 this specification does not support Object versioning. Object versioning will be added in a future  
 624 version of this specification



625  
626

Figure 6: Life Cycle of a Repository Item

### 627 7.2 RegistryObject Attributes

628 A repository item is associated with a set of standard metadata defined as attributes of the  
 629 RegistryObject class and its sub-classes as described in [ebRIM]. These attributes reside outside  
 630 of the actual repository item and catalog descriptive information about the repository item. XML  
 631 elements called ExtrinsicObject and other elements (See Appendix B.1 for details) encapsulate  
 632 all object metadata attributes defined in [ebRIM] as XML attributes.

## 633 7.3 The Submit Objects Protocol

634 This section describes the protocol of the Registry Service that allows a RegistryClient to submit  
 635 one or more repository items to the repository using the LifeCycleManager on behalf of a  
 636 Submitting Organization. It is expressed in UML notation as described in Appendix C.



637  
 638

**Figure 7: Submit Objects Sequence Diagram**

639 For details on the schema for the Business documents shown in this process refer to Appendix B.

640 The SubmitObjectRequest message includes a LeafRegistryObjectList element.

641 The LeafRegistryObjectList element specifies one or more ExtrinsicObjects or other  
 642 RegistryEntries such as Classifications, Associations, ExternalLinks, or Packages.

643 An ExtrinsicObject element provides required metadata about the content being submitted to the  
 644 Registry as defined by [ebRIM]. Note that these standard ExtrinsicObject attributes are separate  
 645 from the repository item itself, thus allowing the ebXML Registry to catalog objects of any  
 646 object type.

### 647 7.3.1 Universally Unique ID Generation

648 As specified by [ebRIM], all objects in the registry have a unique id. The id must be a  
 649 Universally Unique Identifier (UUID) and must conform to the to the format of a URN that  
 650 specifies a DCE 128 bit UUID as specified in [UUID].

651 (e.g. urn:uuid:a2345678-1234-1234-123456789012)

652 The registry usually generates this id. The client may optionally supply the id attribute for  
 653 submitted objects. If the client supplies the id and it conforms to the format of a URN that  
 654 specifies a DCE 128 bit UUID then the registry assumes that the client wishes to specify the id  
 655 for the object. In this case, the registry must honour a client-supplied id and use it as the id  
 656 attribute of the object in the registry. If the id is found by the registry to not be globally unique,  
 657 the registry must raise the error condition: InvalidIdError.

658 If the client does not supply an id for a submitted object then the registry must generate a

659 universally unique id. Whether the client generates the id or whether the registry generates it, it  
660 must be generated using the DCE 128 bit UUID generation algorithm as specified in [UUID].

### 661 **7.3.2 ID Attribute And Object References**

662 The id attribute of an object may be used by other objects to reference the first object. Such  
663 references are common both within the SubmitObjectsRequest as well as within the registry.  
664 Within a SubmitObjectsRequest, the id attribute may be used to refer to an object within the  
665 SubmitObjectsRequest as well as to refer to an object within the registry. An object in the  
666 SubmitObjectsRequest that needs to be referred to within the request document may be assigned  
667 an id by the submitter so that it can be referenced within the request. The submitter may give the  
668 object a proper uuid URN, in which case the id is permanently assigned to the object within the  
669 registry. Alternatively, the submitter may assign an arbitrary id (not a proper uuid URN) as long  
670 as the id is unique within the request document. In this case the id serves as a linkage mechanism  
671 within the request document but must be ignored by the registry and replaced with a registry  
672 generated id upon submission.

673 When an object in a SubmitObjectsRequest needs to reference an object that is already in the  
674 registry, the request must contain an ObjectRef element whose id attribute is the id of the object  
675 in the registry. This id is by definition a proper uuid URN. An ObjectRef may be viewed as a  
676 proxy within the request for an object that is in the registry.

### 677 **7.3.3 Audit Trail**

678 The RS must create AuditableEvents object with eventType Created for each RegistryObject  
679 created via a SubmitObjects request.

### 680 **7.3.4 Submitting Organization**

681 The RS must create an Association of type SubmitterOf between the submitting organization and  
682 each RegistryObject created via a SubmitObjects request. (Submitting organization is  
683 determined from the organization attribute of the User who submits a SubmitObjects request.)

### 684 **7.3.5 Error Handling**

685 A SubmitObjects request is atomic and either succeeds or fails in total. In the event of success,  
686 the registry sends a RegistryResponse with a status of "Success" back to the client. In the event  
687 of failure, the registry sends a RegistryResponse with a status of "Failure" back to the client. In  
688 the event of an immediate response for an asynchronous request, the registry sends a  
689 RegistryResponse with a status of "Unavailable" back to the client. Failure occurs when one or  
690 more Error conditions are raised in the processing of the submitted objects. Warning messages  
691 do not result in failure of the request. The following business rules apply:

692 **Table 5 Submit Objects Error Handling**

<b>Business Rule</b>	<b>Applies To</b>	<b>Error/Warning</b>
ID not unique	All Classes	Error
Not authorized	All Classes	Error

Referenced object not found.	Association, Classification, ClassificationNode, Organization	Error
Associations not allowed to connect to deprecated objects.	Association	Error
Object status, majorVersion and minorVersion are set by the RS, and ignored if supplied.	All Classes	Warning

### 693 7.3.6 Sample SubmitObjectsRequest

694 The following example shows several different use cases in a single SubmitObjectsRequest. It  
695 does not show the complete SOAP or [ebMS] Message with the message header and additional  
696 payloads in the message for the repository items.

697 A SubmitObjectsRequest includes a RegistryObjectList which contains any number of objects  
698 that are being submitted. It may also contain any number of ObjectRefs to link objects being  
699 submitted to objects already within the registry.

```

700 <?xml version = "1.0" encoding = "UTF-8"?>
701 <SubmitObjectsRequest
702   xmlns = "urn:oasis:names:tc:ebxml-regrep:registry:xsd:2.0"
703   xmlns:xsi = "http://www.w3.org/2001/XMLSchema-instance"
704   xsi:schemaLocation = "urn:oasis:names:tc:ebxml-regrep:rim:xsd:2.0 file:///C:/osws/ebxmlrr-
705 spec/misc/schema/rim.xsd urn:oasis:names:tc:ebxml-regrep:registry:xsd:2.0
706 file:///C:/osws/ebxmlrr-spec/misc/schema/rs.xsd"
707   xmlns:rim = "urn:oasis:names:tc:ebxml-regrep:rim:xsd:2.0"
708   xmlns:rs = "urn:oasis:names:tc:ebxml-regrep:registry:xsd:2.0"
709 >
710
711 <rim:LeafRegistryObjectList>
712
713 <!--
714 The following 3 objects package specified ExtrinsicObject in specified
715 RegistryPackage, where both the RegistryPackage and the ExtrinsicObject are
716 being submitted
717 -->
718
719 <rim:RegistryPackage id = "acmePackage1" >
720   <rim:Name>
721     <rim:LocalizedString value = "RegistryPackage #1"/>
722   </rim:Name>
723   <rim:Description>
724     <rim:LocalizedString value = "ACME's package #1"/>
725   </rim:Description>
726 </rim:RegistryPackage>
727
728 <rim:ExtrinsicObject id = "acmeCPP1" >
729   <rim:Name>
730     <rim:LocalizedString value = "Widget Profile" />
731   </rim:Name>
732   <rim:Description>
733     <rim:LocalizedString value = "ACME's profile for selling widgets" />
734   </rim:Description>
735 </rim:ExtrinsicObject>
736
737 <rim:Association id = "acmePackage1-acmeCPP1-Assoc" associationType = "Packages" sourceObject
738 = "acmePackage1" targetObject = "acmeCPP1" />
739
740 <!--
741 The following 3 objects package specified ExtrinsicObject in specified RegistryPackage,
742 where the RegistryPackage is being submitted and the ExtrinsicObject is
743 already in registry
744 -->
745

```

```
746 <rim:RegistryPackage id = "acmePackage2" >
747   <rim:Name>
748     <rim:LocalizedString value = "RegistryPackage #2"/>
749   </rim:Name>
750   <rim:Description>
751     <rim:LocalizedString value = "ACME's package #2"/>
752   </rim:Description>
753 </rim:RegistryPackage>
754
755 <rim:ObjectRef id = "urn:uuid:a2345678-1234-1234-123456789012"/>
756
757 <rim:Association id = "acmePackage2-alreadySubmittedCPP-Assoc" associationType = "Packages"
758 sourceObject = "acmePackage2" targetObject = "urn:uuid:a2345678-1234-1234-123456789012"/>
759
760 <!--
761 The following 3 objects package specified ExtrinsicObject in specified RegistryPackage,
762 where the RegistryPackage and the ExtrinsicObject are already in registry
763 -->
764
765 <rim:ObjectRef id = "urn:uuid:b2345678-1234-1234-123456789012"/>
766 <rim:ObjectRef id = "urn:uuid:c2345678-1234-1234-123456789012"/>
767
768 <!-- id is unspecified implying that registry must create a uuid for this object -->
769
770 <rim:Association associationType = "Packages" sourceObject = "urn:uuid:b2345678-1234-1234-
771 123456789012" targetObject = "urn:uuid:c2345678-1234-1234-123456789012"/>
772
773 <!--
774 The following 3 objects externally link specified ExtrinsicObject using
775 specified ExternalLink, where both the ExternalLink and the ExtrinsicObject
776 are being submitted
777 -->
778
779 <rim:ExternalLink id = "acmeLink1" >
780   <rim:Name>
781     <rim:LocalizedString value = "Link #1"/>
782   </rim:Name>
783   <rim:Description>
784     <rim:LocalizedString value = "ACME's Link #1"/>
785   </rim:Description>
786 </rim:ExternalLink>
787
788 <rim:ExtrinsicObject id = "acmeCPP2" >
789   <rim:Name>
790     <rim:LocalizedString value = "Sprockets Profile" />
791   </rim:Name>
792   <rim:Description>
793     <rim:LocalizedString value = "ACME's profile for selling sprockets"/>
794   </rim:Description>
795 </rim:ExtrinsicObject>
796
797 <rim:Association id = "acmeLink1-acmeCPP2-Assoc" associationType = "ExternallyLinks"
798 sourceObject = "acmeLink1" targetObject = "acmeCPP2"/>
799
800 <!--
801 The following 2 objects externally link specified ExtrinsicObject using specified
802 ExternalLink, where the ExternalLink is being submitted and the ExtrinsicObject
803 is already in registry. Note that the targetObject points to an ObjectRef in a
804 previous line
805 -->
806
807 <rim:ExternalLink id = "acmeLink2">
808   <rim:Name>
809     <rim:LocalizedString value = "Link #2"/>
810   </rim:Name>
811   <rim:Description>
812     <rim:LocalizedString value = "ACME's Link #2"/>
813   </rim:Description>
814 </rim:ExternalLink>
815
816
```

```

817 <rim:Association id = "acmeLink2-alreadySubmittedCPP-Assoc" associationType =
818 "ExternallyLinks" sourceObject = "acmeLink2" targetObject = "urn:uuid:a2345678-1234-1234-
819 123456789012"/>
820
821 <!--
822 The following 3 objects externally identify specified ExtrinsicObject using specified
823 ExternalIdentifier, where the ExternalIdentifier is being submitted and the
824 ExtrinsicObject is already in registry. Note that the targetObject points to an
825 ObjectRef in a previous line
826 -->
827
828 <rim:ClassificationScheme id = "DUNS-id" isInternal="false" nodeType="UniqueCode" >
829 <rim:Name>
830 <rim:LocalizedString value = "DUNS"/>
831 </rim:Name>
832
833 <rim:Description>
834 <rim:LocalizedString value = "This is the DUNS scheme"/>
835 </rim:Description>
836 </rim:ClassificationScheme>
837
838 <rim:ExternalIdentifier id = "acmeDUNSID" identificationScheme="DUNS-id" value =
839 "13456789012">
840 <rim:Name>
841 <rim:LocalizedString value = "DUNS" />
842 </rim:Name>
843 <rim:Description>
844 <rim:LocalizedString value = "DUNS ID for ACME"/>
845 </rim:Description>
846 </rim:ExternalIdentifier>
847
848 <rim:Association id = "acmeDUNSID-alreadySubmittedCPP-Assoc" associationType =
849 "ExternallyIdentifies" sourceObject = "acmeDUNSID" targetObject = "urn:uuid:a2345678-1234-1234-
850 123456789012"/>
851
852 <!--
853 The following show submission of a brand new classification scheme in its entirety
854 -->
855 <rim:ClassificationScheme id = "Geography-id" isInternal="true" nodeType="UniqueCode" >
856 <rim:Name>
857 <rim:LocalizedString value = "Geography"/>
858 </rim:Name>
859
860 <rim:Description>
861 <rim:LocalizedString value = "This is a sample Geography scheme"/>
862 </rim:Description>
863
864 <rim:ClassificationNode id = "NorthAmerica-id" parent = "Geography-id" code =
865 "NorthAmerica" >
866 <rim:ClassificationNode id = "UnitedStates-id" parent = "NorthAmerica-id" code =
867 "UnitedStates" />
868 <rim:ClassificationNode id = "Canada-id" parent = "NorthAmerica-id" code = "Canada" />
869 </rim:ClassificationNode>
870
871 <rim:ClassificationNode id = "Asia-id" parent = "Geography-id" code = "Asia" >
872 <rim:ClassificationNode id = "Japan-id" parent = "Asia-id" code = "Japan" >
873 <rim:ClassificationNode id = "Tokyo-id" parent = "Japan-id" code = "Tokyo" />
874 </rim:ClassificationNode>
875 </rim:ClassificationNode>
876 </rim:ClassificationScheme>
877
878
879 <!--
880 The following show submission of a Automotive sub-tree of ClassificationNodes that
881 gets added to an existing classification scheme named 'Industry'
882 that is already in the registry
883 -->
884
885 <rim:ObjectRef id = "urn:uuid:d2345678-1234-1234-123456789012"/>
886 <rim:ClassificationNode id = "automotiveNode" parent = "urn:uuid:d2345678-1234-1234-
887 123456789012">
888 <rim:Name>
889 <rim:LocalizedString value = "Automotive" />

```

```

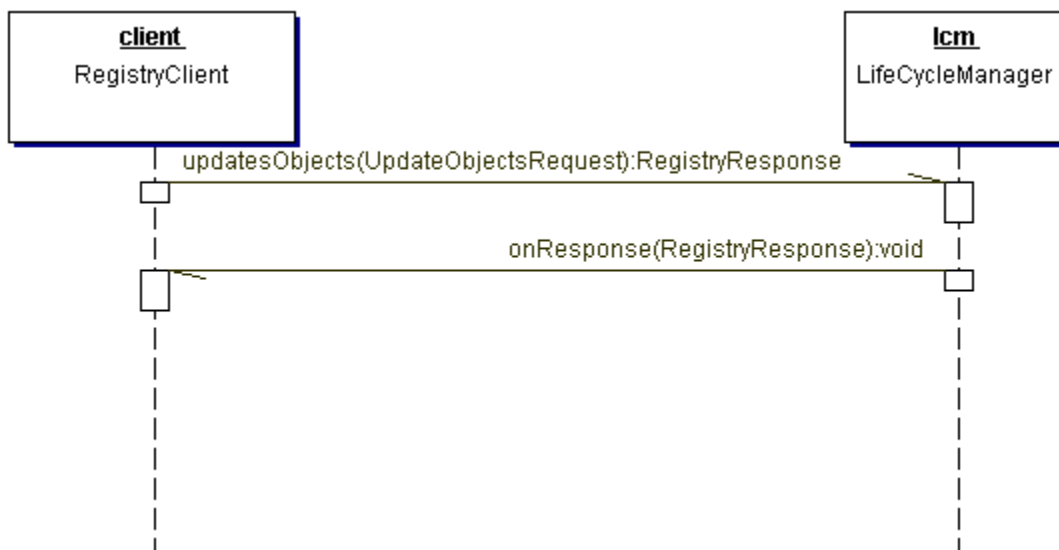
890     </rim:Name>
891     <rim:Description>
892       <rim:LocalizedString value = "The Automotive sub-tree under Industry scheme"/>
893     </rim:Description>
894   </rim:ClassificationNode>
895
896   <rim:ClassificationNode id = "partSuppliersNode" parent = "automotiveNode">
897     <rim:Name>
898       <rim:LocalizedString value = "Parts Supplier" />
899     </rim:Name>
900     <rim:Description>
901       <rim:LocalizedString value = "The Parts Supplier node under the Automotive node" />
902     </rim:Description>
903   </rim:ClassificationNode>
904
905   <rim:ClassificationNode id = "engineSuppliersNode" parent = "automotiveNode">
906     <rim:Name>
907       <rim:LocalizedString value = "Engine Supplier" />
908     </rim:Name>
909     <rim:Description>
910       <rim:LocalizedString value = "The Engine Supplier node under the Automotive node" />
911     </rim:Description>
912   </rim:ClassificationNode>
913
914   <!--
915     The following show submission of 2 Classifications of an object that is already in
916     the registry using 2 ClassificationNodes. One ClassificationNode
917     is being submitted in this request (Japan) while the other is already in the registry.
918     -->
919
920   <rim:Classification id = "japanClassification" classifiedObject = "urn:uuid:a2345678-1234-
921 1234-123456789012" classificationNode = "Japan-id">
922     <rim:Description>
923       <rim:LocalizedString value = "Classifies object by /Geography/Asia/Japan node"/>
924     </rim:Description>
925   </rim:Classification>
926
927   <rim:Classification id = "classificationUsingExistingNode" classifiedObject =
928 "urn:uuid:a2345678-1234-1234-123456789012" classificationNode = "urn:uuid:e2345678-1234-1234-
929 123456789012">
930     <rim:Description>
931       <rim:LocalizedString value = "Classifies object using a node in the registry" />
932     </rim:Description>
933   </rim:Classification>
934
935   <rim:ObjectRef id = "urn:uuid:e2345678-1234-1234-123456789012"/>
936 </rim:LeafRegistryObjectList>
937 </SubmitObjectsRequest>
938

```

## 939 7.4 The Update Objects Protocol

940 This section describes the protocol of the Registry Service that allows a Registry Client to update  
941 one or more existing Registry Items in the registry on behalf of a Submitting Organization. It is  
942 expressed in UML notation as described in Appendix C.





943  
944

**Figure 8: Update Objects Sequence Diagram**

945 For details on the schema for the Business documents shown in this process refer to Appendix B.  
946 The UpdateObjectsRequest message includes a LeafRegistryObjectList element. The  
947 LeafRegistryObjectList element specifies one or more RegistryObjects. Each object in the list  
948 must be a current RegistryObject. RegistryObjects must include all attributes, even those the  
949 user does not intend to change. A missing attribute is interpreted as a request to set that attribute  
950 to NULL.

#### 951 **7.4.1 Audit Trail**

952 The RS must create AuditableEvents object with eventType Updated for each RegistryObject  
953 updated via an UpdateObjects request.

#### 954 **7.4.2 Submitting Organization**

955 The RS must maintain an Association of type SubmitterOf between the submitting organization  
956 and each RegistryObject updated via an UpdateObjects request. If an UpdateObjects request is  
957 accepted from a different submitting organization, then the RS must delete the original  
958 association object and create a new one. Of course, the AccessControlPolicy may prohibit this  
959 sort of update in the first place. (Submitting organization is determined from the organization  
960 attribute of the User who submits an UpdateObjects request.)

#### 961 **7.4.3 Error Handling**

962 An UpdateObjects request is atomic and either succeeds or fails in total. In the event of success,  
963 the registry sends a RegistryResponse with a status of “Success” back to the client. In the event  
964 of failure, the registry sends a RegistryResponse with a status of “Failure” back to the client. In  
965 the event of an immediate response for an asynchronous request, the registry sends a  
966 RegistryResponse with a status of “Uavailable” back to the client. Failure occurs when one or  
967 more Error conditions are raised in the processing of the updated objects. Warning messages do  
968 not result in failure of the request. The following business rules apply:

969

**Table 6: Update Objects Error Handling**

<b>Business Rule</b>	<b>Applies To</b>	<b>Error/Warning</b>
Object not found	All Classes	Error
Not authorized	All Classes	Error
Referenced object not found.	Association, Classification, ClassificationNode, Organization	Error
Associations not allowed to connect to deprecated objects.	Association	Error
Object status, majorVersion and minorVersion cannot be changed via the UpdateObjects protocol, ignored if supplied.	All Classes	Warning
RegistryEntries with stability = "Stable" should not be updated.	All Classes	Warning

970 **7.5 The Add Slots Protocol**

971 This section describes the protocol of the Registry Service that allows a client to add slots to a  
 972 previously submitted registry entry using the LifeCycleManager. Slots provide a dynamic  
 973 mechanism for extending registry entries as defined by [ebRIM].



974  
975

**Figure 9: Add Slots Sequence Diagram**

976 In the event of success, the registry sends a RegistryResponse with a status of “success” back to  
 977 the client. In the event of failure, the registry sends a RegistryResponse with a status of “failure”  
 978 back to the client.

979 **7.6 The Remove Slots Protocol**

980 This section describes the protocol of the Registry Service that allows a client to remove slots to  
 981 a previously submitted registry entry using the LifeCycleManager.



982  
983

Figure 10: Remove Slots Sequence Diagram

984 **7.7 The Approve Objects Protocol**

985 This section describes the protocol of the Registry Service that allows a client to approve one or  
 986 more previously submitted repository items using the LifeCycleManager. Once a repository item  
 987 is approved it will become available for use by business parties (e.g. during the assembly of new  
 988 CPAs and Collaboration Protocol Profiles).



989  
990

Figure 11: Approve Objects Sequence Diagram

991 For details on the schema for the business documents shown in this process refer to Appendix B.

992 **7.7.1 Audit Trail**

993 The RS must create AuditableEvents object with eventType Approved for each RegistryObject  
 994 approved via an Approve Objects request.

## 995 7.7.2 Submitting Organization

996 The RS must maintain an Association of type SubmitterOf between the submitting organization  
 997 and each RegistryObject updated via an ApproveObjects request. If an ApproveObjects request  
 998 is accepted from a different submitting organization, then the RS must delete the original  
 999 association object and create a new one. Of course, the AccessControlPolicy may prohibit this  
 1000 sort of ApproveObjects request in the first place. (Submitting organization is determined from  
 1001 the organization attribute of the User who submits an ApproveObjects request.)

## 1002 7.7.3 Error Handling

1003 An ApproveObjects request is atomic and either succeeds or fails in total. In the event of success,  
 1004 the registry sends a RegistryResponse with a status of "Success" back to the client. In the event  
 1005 of failure, the registry sends a RegistryResponse with a status of "Failure" back to the client. In  
 1006 the event of an immediate response for an asynchronous request, the registry sends a  
 1007 RegistryResponse with a status of "Unavailable" back to the client. Failure occurs when one or  
 1008 more Error conditions are raised in the processing of the object reference list. Warning messages  
 1009 do not result in failure of the request. The following business rules apply:

1010 **Table 7: Approve Objects Error Handling**

<b>Business Rule</b>	<b>Applies To</b>	<b>Error/Warning</b>
Object not found	All Classes	Error
Not authorized	RegistryEntry Classes	Error
Only RegistryEntries may be "approved".	All Classes other than RegistryEntry classes	Error
Object status is already "Approved".	RegistryEntry Classes	Warning

## 1011 7.8 The Deprecate Objects Protocol

1012 This section describes the protocol of the Registry Service that allows a client to deprecate one or  
 1013 more previously submitted repository items using the LifeCycleManager. Once an object is  
 1014 deprecated, no new references (e.g. new Associations, Classifications and ExternalLinks) to that  
 1015 object can be submitted. However, existing references to a deprecated object continue to function  
 1016 normally.



1017  
1018

**Figure 12: Deprecate Objects Sequence Diagram**

1019 For details on the schema for the business documents shown in this process refer to Appendix B.

1020 **7.8.1 Audit Trail**

1021 The RS must create AuditableEvents object with eventType Deprecated for each RegistryObject  
1022 deprecated via a Deprecate Objects request.

1023 **7.8.2 Submitting Organization**

1024 The RS must maintain an Association of type SubmitterOf between the submitting organization  
1025 and each RegistryObject updated via a Deprecate Objects request. If a Deprecate Objects request  
1026 is accepted from a different submitting organization, then the RS must delete the original  
1027 association object and create a new one. Of course, the AccessControlPolicy may prohibit this  
1028 sort of Deprecate Objects request in the first place. (Submitting organization is determined from  
1029 the organization attribute of the User who submits a Deprecate Objects request.)

1030 **7.8.3 Error Handling**

1031 A DeprecateObjects request is atomic and either succeeds or fails in total. In the event of  
1032 success, the registry sends a RegistryResponse with a status of “Success” back to the client. In  
1033 the event of failure, the registry sends a RegistryResponse with a status of “Failure” back to the  
1034 client. In the event of an immediate response for an asynchronous request, the registry sends a  
1035 RegistryResponse with a status of “Unavailable” back to the client. Failure occurs when one or  
1036 more Error conditions are raised in the processing of the object reference list. Warning messages  
1037 do not result in failure of the request. The following business rules apply:

1038

**Table 8: Deprecate Objects Error Handling**

Business Rule	Applies To	Error/Warning
Object not found	All Classes	Error
Not authorized	RegistrvEntrv	Error

	Classes	
Only RegistryEntries may be "deprecated".	All Classes other than RegistryEntry classes	Error
Object status is already "Deprecated".	RegistryEntry Classes	Warning

1039 **7.9 The Remove Objects Protocol**

1040 This section describes the protocol of the Registry Service that allows a client to remove one or  
 1041 more RegistryObject instances and/or repository items using the LifeCycleManager.

1042 The RemoveObjectsRequest message is sent by a client to remove RegistryObject instances  
 1043 and/or repository items. The RemoveObjectsRequest element includes an XML attribute called  
 1044 deletionScope which is an enumeration that can have the values as defined by the following  
 1045 sections.

1046 **7.9.1 Deletion Scope DeleteRepositoryItemOnly**

1047 This deletionScope specifies that the request should delete the repository items for the specified  
 1048 registry entries but not delete the specified registry entries. This is useful in keeping references to  
 1049 the registry entries valid.

1050 **7.9.2 Deletion Scope DeleteAll**

1051 This deletionScope specifies that the request should delete both the RegistryObject and the  
 1052 repository item for the specified registry entries. Only if all references (e.g. Associations,  
 1053 Classifications, ExternalLinks) to a RegistryObject have been removed, can that RegistryObject  
 1054 then be removed using a RemoveObjectsRequest with deletionScope DeleteAll. Attempts to  
 1055 remove a RegistryObject while it still has references raises an error condition:  
 1056 InvalidRequestError.

1057 The remove object protocol is expressed in UML notation as described in Appendix C.



1058

1059 **Figure 13: Remove Objects Sequence Diagram**

1060 For details on the schema for the business documents shown in this process refer to Appendix B.

1061 **7.9.3 Error Handling**

1062 A Remove Objects request is atomic and either succeeds or fails in total. In the event of success,  
 1063 the registry sends a RegistryResponse with a status of “Success” back to the client. In the event  
 1064 of failure, the registry sends a RegistryResponse with a status of “Failure” back to the client. In  
 1065 the event of an immediate response for an asynchronous request, the registry sends a  
 1066 RegistryResponse with a status of “Unavailable” back to the client. Failure occurs when one or  
 1067 more Error conditions are raised in the processing of the object reference list. Warning messages  
 1068 do not result in failure of the request. The following business rules apply:

1069 **Table 9: Remove Objects Error Handling**

<b>Business Rule</b>	<b>Applies To</b>	<b>Error/Warning</b>
Object not found	All Classes	Error
Not authorized	RegistryObject Classes	Error

1070

## 1071 **8 Query Management Service**

1072 This section describes the capabilities of the Registry Service that allow a client  
1073 (QueryManagerClient) to search for or query different kind of registry objects in the ebXML  
1074 Registry using the QueryManager interface of the Registry. The Registry supports the following  
1075 query capabilities:

- 1076 • Filter Query
- 1077 • SQL Query

1078 The Filter Query mechanism in Section 8.2 SHALL be supported by every Registry  
1079 implementation. The SQL Query mechanism is an optional feature and MAY be provided by a  
1080 registry implementation. However, if a vendor provides an SQL query capability to an ebXML  
1081 Registry it SHALL conform to this document. As such this capability is a normative yet optional  
1082 capability.

1083 In a future version of this specification, the W3C XQuery syntax may be considered as another  
1084 query syntax.

1085 The Registry will hold a self-describing capability profile that identifies all supported  
1086 AdhocQuery options. This profile is described in Appendix H.

### 1087 **8.1 Ad Hoc Query Request/Response**

1088 A client submits an ad hoc query to the QueryManager by sending an AdhocQueryRequest. The  
1089 AdhocQueryRequest contains a subelement that defines a query in one of the supported Registry  
1090 query mechanisms.

1091 The QueryManager sends an AdhocQueryResponse either synchronously or asynchronously  
1092 back to the client. The AdhocQueryResponse returns a collection of objects whose element type  
1093 depends upon the responseOption attribute of the AdhocQueryRequest. These may be objects  
1094 representing leaf classes in [ebRIM], references to objects in the registry as well as intermediate  
1095 classes in [ebRIM] such as RegistryObject and RegistryEntry.

1096 Any errors in the query request messages are indicated in the corresponding query response  
1097 message.





1098

1099

**Figure 14: Submit Ad Hoc Query Sequence Diagram**

1100 For details on the schema for the business documents shown in this process refer to Appendix  
 1101 B.2.

#### 1102 Definition

```

1103
1104 <element name="AdhocQueryRequest">
1105   <complexType>
1106     <sequence>
1107       <element ref="tns:ResponseOption" minOccurs="1" maxOccurs="1" />
1108       <choice minOccurs="1" maxOccurs="1">
1109         <element ref="tns:FilterQuery" />
1110         <element ref="tns:SQLQuery" />
1111       </choice>
1112     </sequence>
1113   </complexType>
1114 </element>
1115
1116 <element name="AdhocQueryResponse">
1117   <complexType>
1118     <choice minOccurs="1" maxOccurs="1">
1119       <element ref="tns:FilterQueryResult" />
1120       <element ref="tns:SQLQueryResult" />
1121     </choice>
1122   </complexType>
1123 </element>
1124
  
```

### 1125 8.1.1 Query Response Options

#### 1126 Purpose

1127 A QueryManagerClient may specify what an ad hoc query must return within an  
 1128 AdhocQueryResponse using the ResponseOption element of the AdHocQueryRequest.  
 1129 ResponseOption element has an attribute "returnType" and its values are:

- 1130 • ObjectRef - This option specifies that the AdhocQueryResponse may contain a collection of  
1131 ObjectRef XML elements as defined in [ebRIM Schema]. Purpose of this option is to return  
1132 just the identifiers of the registry objects.
- 1133 • RegistryObject - This option specifies that the AdhocQueryResponse may contain a  
1134 collection of RegistryObject XML elements as defined in [ebRIM Schema]. In this case all  
1135 attributes of the registry objects are returned (objectType, name, description, ...) in addition  
1136 to id attribute.
- 1137 • RegistryEntry - This option specifies that the AdhocQueryResponse may contain a collection  
1138 of RegistryEntry or RegistryObject XML elements as defined in [ebRIM Schema], which  
1139 correspond to RegistryEntry or RegistryObject attributes.
- 1140 • LeafClass - This option specifies that the AdhocQueryResponse may contain a collection of  
1141 XML elements that correspond to leaf classes as defined in [ebRIM Schema].
- 1142 • LeafClassWithRepositoryItem - This option specifies that the AdhocQueryResponse may  
1143 contain a collection of ExtrinsicObject XML elements as defined in [ebRIM Schema]  
1144 accompanied with their repository items or RegistryEntry or RegistryObject and their  
1145 attributes. Linking of ExtrinsicObject and its repository item is done via contentURI as  
1146 explained in Section 8.4 -Content Retrieval.

1147 ResponseOption element also has an attribute "returnComposedObjects". It specifies whether or  
1148 not the whole hierarchy of composed objects are returned with the registry objects.

1149 If "returnType" is higher then the RegistryObject option, then the highest option that satisfies the  
1150 query is returned. This can be illustrated with a case when OrganizationQuery is asked to return  
1151 LeafClassWithRepositoryItem. As this is not possible, QueryManager will assume LeafClass  
1152 option instead. If OrganizationQuery is asked to retrieve a RegistryEntry as a return type then  
1153 RegistryObject metadata will be returned.

#### 1154 Definition

```

1155
1156 <complexType name="ResponseOptionType">
1157   <attribute name="returnType" default="RegistryObject">
1158     <simpleType>
1159       <restriction base="NMTOKEN">
1160         <enumeration value="ObjectRef" />
1161         <enumeration value="RegistryObject" />
1162         <enumeration value="RegistryEntry" />
1163         <enumeration value="LeafClass" />
1164         <enumeration value="LeafClassWithRepositoryItem" />
1165       </restriction>
1166     </simpleType>
1167   </attribute>
1168   <attribute name="returnComposedObjects" type="boolean" default="false" />
1169 </complexType>
1170 <element name="ResponseOption" type="tns:ResponseOptionType" />
1171

```

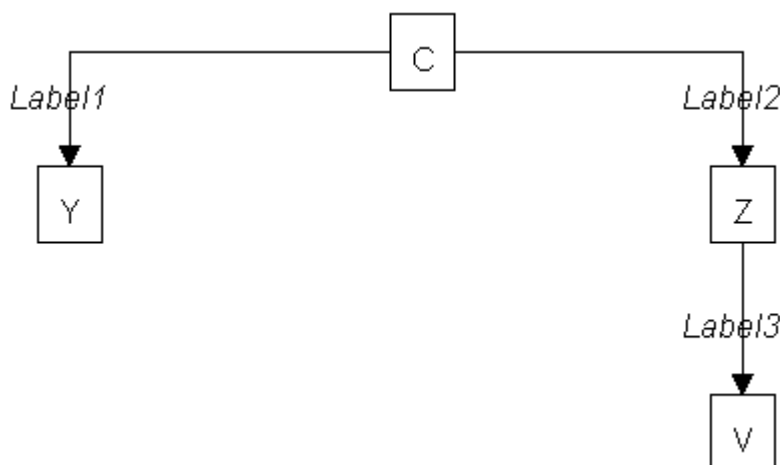
## 1172 8.2 Filter Query Support

1173 FilterQuery is an XML syntax that provides simple query capabilities for any ebXML  
1174 conforming Registry implementation. Each query alternative is directed against a single class  
1175 defined by the ebXML Registry Information Model (ebRIM). There are two types of filter  
1176 queries depending on which classes are queried on.

- 1177 • Firstly, there are RegistryObjectQuery and RegistryEntryQuery. They allow for generic  
 1178 queries that might return different subclasses of the class that is queried on. The result of  
 1179 such a query is a set of XML elements that correspond to instances of any class that satisfies  
 1180 the responseOption defined previously in Section 8.1.1. An example might be that  
 1181 RegistryObjectQuery with responseOption LeafClass will return all attributes of all instances  
 1182 that satisfy the query. This implies that response might return XML elements that correspond  
 1183 to classes like ClassificationScheme, RegistryPackage, Organization and Service.
- 1184 • Secondly, FilterQuery supports queries on selected ebRIM classes in order to define the exact  
 1185 traversals of these classes. Responses to these queries are accordingly constrained.

1186 A client submits a FilterQuery as part of an AdhocQueryRequest. The QueryManager sends an  
 1187 AdhocQueryResponse back to the client, enclosing the appropriate FilterQueryResult specified  
 1188 herein. The sequence diagrams for AdhocQueryRequest and AdhocQueryResponse are specified  
 1189 in Section 8.1.

1190 Each FilterQuery alternative is associated with an ebRIM Binding that identifies a hierarchy of  
 1191 classes derived from a single class and its associations with other classes as defined by ebRIM.  
 1192 Each choice of a class pre-determines a virtual XML document that can be queried as a tree. For  
 1193 example, let C be a class, let Y and Z be classes that have direct associations to C, and let V be a  
 1194 class that is associated with Z. The ebRIM Binding for C might be as in Figure 15



1195 **Figure 15: Example ebRIM Binding**

1197 Label1 identifies an association from C to Y, Label2 identifies an association from C to Z, and  
 1198 Label3 identifies an association from Z to V. Labels can be omitted if there is no ambiguity as to  
 1199 which ebRIM association is intended. The name of the query is determined by the root class, i.e.  
 1200 this is an ebRIM Binding for a CQuery. The Y node in the tree is limited to the set of Y instances  
 1201 that are linked to C by the association identified by Label1. Similarly, the Z and V nodes are  
 1202 limited to instances that are linked to their parent node by the identified association.

1203 Each FilterQuery alternative depends upon one or more class filters, where a class filter is a  
 1204 restricted predicate clause over the attributes of a single class. Class methods that are defined in  
 1205 ebRIM and that return simple types constitute “visible attributes” that are valid choices for  
 1206 predicate clauses. Names of those attributes will be same as name of the corresponding method  
 1207 just without the prefix ‘get’. For example, in case of “getLevelNumber” method the  
 1208 corresponding visible attribute is “levelNumber”. The supported class filters are specified in  
 1209 Section 8.2.13 and the supported predicate clauses are defined in Section 8.2.14. A FilterQuery

1210 will be composed of elements that traverse the tree to determine which branches satisfy the  
 1211 designated class filters, and the query result will be the set of instances that support such a  
 1212 branch.

1213 In the above example, the CQuery element will have three subelements, one a CFilter on the C  
 1214 class to eliminate C instances that do not satisfy the predicate of the CFilter, another a YFilter on  
 1215 the Y class to eliminate branches from C to Y where the target of the association does not satisfy  
 1216 the YFilter, and a third to eliminate branches along a path from C through Z to V. The third  
 1217 element is called a branch element because it allows class filters on each class along the path  
 1218 from C to V. In general, a branch element will have subelements that are themselves class filters,  
 1219 other branch elements, or a full-blown query on the class in the path.

1220 If an association from a class C to a class Y is one-to-zero or one-to-one, then at most one  
 1221 branch, filter or query element on Y is allowed. However, if the association is one-to-many, then  
 1222 multiple branch, filter or query elements are allowed. This allows one to specify that an instance  
 1223 of C must have associations with multiple instances of Y before the instance of C is said to  
 1224 satisfy the branch element.

1225 The FilterQuery syntax is tied to the structures defined in ebRIM. Since ebRIM is intended to be  
 1226 stable, the FilterQuery syntax is stable. However, if new structures are added to the ebRIM, then  
 1227 the FilterQuery syntax and semantics can be extended at the same time. Also, FilterQuery syntax  
 1228 follows the inheritance hierarchy of ebRIM, which means that subclass queries inherit from their  
 1229 respective superclass queries. Structures of XML elements that match the ebRIM classes are  
 1230 explained in [ebRIM Schema]. Names of Filters, Queries and Branches correspond to names in  
 1231 ebRIM whenever possible.

1232 The ebRIM Binding paragraphs in Sections 8.2.2 through 8.2.12 below identify the virtual  
 1233 hierarchy for each FilterQuery alternative. The Semantic Rules for each query alternative specify  
 1234 the effect of that binding on query semantics.

## 1235 8.2.1 FilterQuery

### 1236 Purpose

1237 To identify a set of queries that traverse specific registry class. Each alternative assumes a  
 1238 specific binding to ebRIM. The status is a success indication or a collection of warnings and/or  
 1239 exceptions.

### 1240 Definition

```

1241 <element name="FilterQuery">
1242   <complexType>
1243     <choice minOccurs="1" maxOccurs="1">
1244       <element ref="tns:RegistryObjectQuery" />
1245       <element ref="tns:RegistryEntryQuery" />
1246       <element ref="tns:AssociationQuery" />
1247       <element ref="tns:AuditableEventQuery" />
1248       <element ref="tns:ClassificationQuery" />
1249       <element ref="tns:ClassificationNodeQuery" />
1250       <element ref="tns:ClassificationSchemeQuery" />
1251       <element ref="tns:RegistryPackageQuery" />
1252       <element ref="tns:ExtrinsicObjectQuery" />
1253       <element ref="tns:OrganizationQuery" />
1254       <element ref="tns:ServiceQuery" />
1255     </choice>
  
```

```

1256     </choice>
1257     </complexType>
1258 </element>
1259
1260 <element name="FilterQueryResult">
1261     <complexType>
1262         <choice minOccurs="1" maxOccurs="1">
1263             <element ref="tns:RegistryObjectQueryResult" />
1264             <element ref="tns:RegistryEntryQueryResult" />
1265             <element ref="tns:AssociationQueryResult" />
1266             <element ref="tns:AuditableEventQueryResult" />
1267             <element ref="tns:ClassificationQueryResult" />
1268             <element ref="tns:ClassificationNodeQueryResult" />
1269             <element ref="tns:ClassificationSchemeQueryResult" />
1270             <element ref="tns:RegistryPackageQueryResult" />
1271             <element ref="tns:ExtrinsicObjectQueryResult" />
1272             <element ref="tns:OrganizationQueryResult" />
1273             <element ref="tns:ServiceQueryResult" />
1274         </choice>
1275     </complexType>
1276 </element>
1277

```

## 1278 Semantic Rules

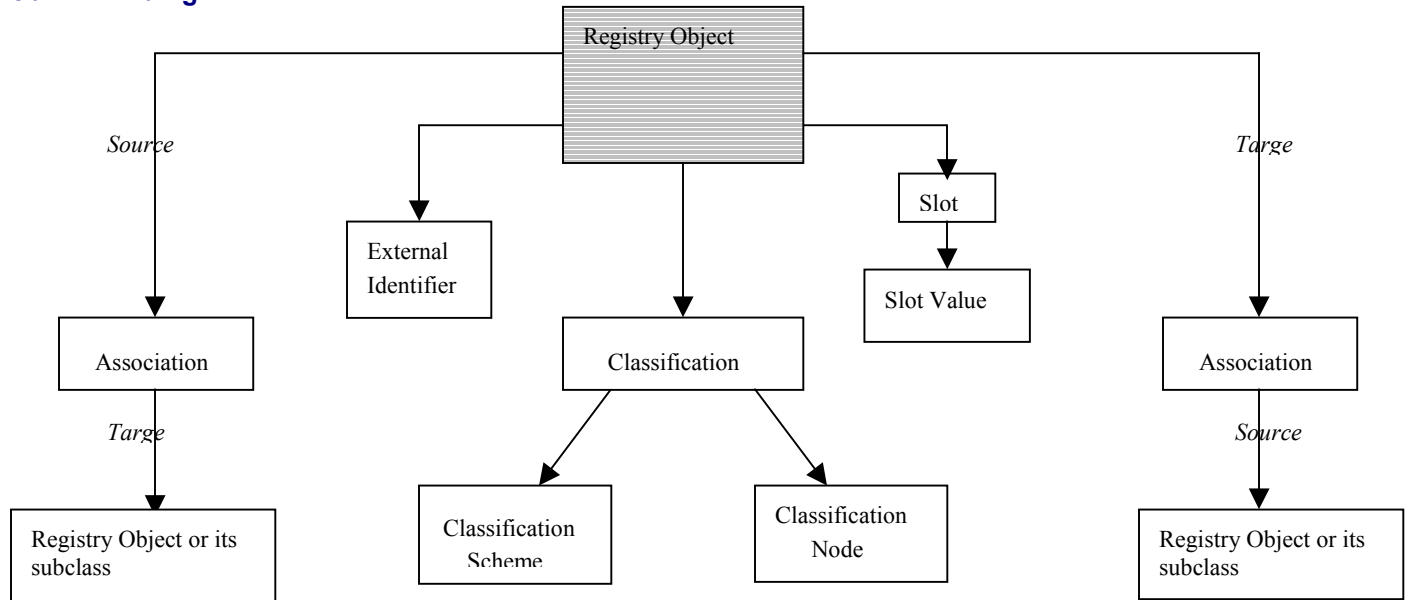
- 1279 1. The semantic rules for each FilterQuery alternative are specified in subsequent subsections.
- 1280 2. Semantic rules specify the procedure for implementing the evaluation of Filter Queries.  
1281 Implementations do not necessarily have to follow the same procedure provided that the  
1282 same effect is achieved.
- 1283 3. Each FilterQueryResult is a set of XML elements to identify each instance of the result set.  
1284 Each XML attribute carries a value derived from the value of an attribute specified in the  
1285 Registry Information Model [ebRIM Schema].
- 1286 4. For each FilterQuery subelement there is only one corresponding FilterQueryResult  
1287 subelement that must be returned as a response. Class name of the FilterQueryResult  
1288 subelement has to match the class name of the FilterQuery subelement.
- 1289 5. If a Filter, Branch or Query element for a class has no sub-elements then every persistent  
1290 instance of that class satisfies the Filter, Branch or Query.
- 1291 6. If an error condition is raised during any part of the execution of a FilterQuery, then the  
1292 status attribute of the XML RegistryResult is set to "failure" and no AdHocQueryResult  
1293 element is returned; instead, a RegistryErrorList element must be returned with its  
1294 highestSeverity element set to "error". At least one of the RegistryError elements in the  
1295 RegistryErrorList will have its severity attribute set to "error".
- 1296 7. If no error conditions are raised during execution of a FilterQuery, then the status attribute of  
1297 the XML RegistryResult is set to "success" and an appropriate FilterQueryResult element  
1298 must be included. If a RegistryErrorList is also returned, then the highestSeverity attribute of  
1299 the RegistryErrorList is set to "warning" and the serverity attribute of each RegistryError is  
1300 set to "warning".

1301 **8.2.2 RegistryObjectQuery**

1302 **Purpose**

1303 To identify a set of registry object instances as the result of a query over selected registry  
 1304 metadata.

1305 **ebRIM Binding**



1306 **Figure 16: ebRIM Binding for RegistryObjectQuery**

1307 **Definition**

```

1308 <complexType name="RegistryObjectQueryType">
1309   <sequence>
1310     <element ref="tns:RegistryObjectFilter" minOccurs="0" maxOccurs="1" />
1311     <element ref="tns:ExternalIdentifierFilter" minOccurs="0" maxOccurs="unbounded" />
1312     <element ref="tns:AuditableEventQuery" minOccurs="0" maxOccurs="unbounded" />
1313     <element ref="tns:NameBranch" minOccurs="0" maxOccurs="1" />
1314     <element ref="tns:DescriptionBranch" minOccurs="0" maxOccurs="1" />
1315     <element ref="tns:ClassifiedByBranch" minOccurs="0" maxOccurs="unbounded" />
1316     <element ref="tns:SlotBranch" minOccurs="0" maxOccurs="unbounded" />
1317     <element ref="tns:SourceAssociationBranch" minOccurs="0" maxOccurs="unbounded" />
1318     <element ref="tns:TargetAssociationBranch" minOccurs="0" maxOccurs="unbounded" />
1319   </sequence>
1320 </complexType>
1321 <element name="RegistryObjectQuery" type="tns:RegistryObjectQueryType" />
1322
1323 <complexType name="LeafRegistryObjectListType">
1324   <choice minOccurs="0" maxOccurs="unbounded">
1325     <element ref="tns:ObjectRef" />
1326     <element ref="tns:Association" />
1327     <element ref="tns:AuditableEvent" />
1328     <element ref="tns:Classification" />
1329     <element ref="tns:ClassificationNode" />
1330     <element ref="tns:ClassificationScheme" />
1331     <element ref="tns:ExternalIdentifier" />
1332     <element ref="tns:ExternalLink" />
1333     <element ref="tns:ExtrinsicObject" />
    
```

```

1334     <element ref="tns:Organization" />
1335     <element ref="tns:RegistryPackage" />
1336     <element ref="tns:Service" />
1337     <element ref="tns:ServiceBinding" />
1338     <element ref="tns:SpecificationLink" />
1339     <element ref="tns:User" />
1340 </choice>
1341 </complexType>
1342
1343 <complexType name="RegistryObjectListType">
1344   <complexContent>
1345     <extension base="tns:LeafRegistryObjectListType">
1346       <choice minOccurs="0" maxOccurs="unbounded">
1347         <element ref="tns:RegistryEntry" />
1348         <element ref="tns:RegistryObject" />
1349       </choice>
1350     </extension>
1351   </complexContent>
1352 </complexType>
1353 <element name="RegistryObjectQueryResult" type="rim:RegistryObjectListType" />
1354
1355 <complexType name="InternationalStringBranchType">
1356   <sequence>
1357     <element ref="tns:LocalizedStringFilter" minOccurs="0" maxOccurs="unbounded" />
1358   </sequence>
1359 </complexType>
1360
1361 <complexType name="AssociationBranchType">
1362   <sequence>
1363     <element ref="tns:AssociationFilter" minOccurs="0" maxOccurs="1" />
1364     <choice minOccurs="0" maxOccurs="1">
1365       <element ref="tns:ExternalLinkFilter" minOccurs="0" maxOccurs="1" />
1366       <element ref="tns:ExternalIdentifierFilter" minOccurs="0" maxOccurs="1" />
1367       <element ref="tns:RegistryObjectQuery" minOccurs="0" maxOccurs="1" />
1368       <element ref="tns:RegistryEntryQuery" minOccurs="0" maxOccurs="1" />
1369       <element ref="tns:AssociationQuery" minOccurs="0" maxOccurs="1" />
1370       <element ref="tns:ClassificationQuery" minOccurs="0" maxOccurs="1" />
1371       <element ref="tns:ClassificationSchemeQuery" minOccurs="0" maxOccurs="1" />
1372       <element ref="tns:ClassificationNodeQuery" minOccurs="0" maxOccurs="1" />
1373       <element ref="tns:OrganizationQuery" minOccurs="0" maxOccurs="1" />
1374       <element ref="tns:AuditableEventQuery" minOccurs="0" maxOccurs="1" />
1375       <element ref="tns:RegistryPackageQuery" minOccurs="0" maxOccurs="1" />
1376       <element ref="tns:ExtrinsicObjectQuery" minOccurs="0" maxOccurs="1" />
1377       <element ref="tns:ServiceQuery" minOccurs="0" maxOccurs="1" />
1378       <element ref="tns:UserBranch" minOccurs="0" maxOccurs="1" />
1379       <element ref="tns:ServiceBindingBranch" minOccurs="0" maxOccurs="1" />
1380       <element ref="tns:SpecificationLinkBranch" minOccurs="0" maxOccurs="1" />
1381     </choice>
1382   </sequence>
1383 </complexType>
1384 <element name="SourceAssociationBranch" type="tns:AssociationBranchType" />
1385 <element name="TargetAssociationBranch" type="tns:AssociationBranchType" />
1386
1387 <element name="ClassifiedByBranch">
1388   <complexType>
1389     <sequence>
1390       <element ref="tns:ClassificationFilter" minOccurs="0" maxOccurs="1" />

```

```

1391     <element ref="tns:ClassificationSchemeQuery" minOccurs="0" maxOccurs="1" />
1392     <element ref="tns:ClassificationNodeQuery" minOccurs="0" maxOccurs="1" />
1393   </sequence>
1394 </complexType>
1395 </element>
1396
1397 <element name="SlotBranch">
1398   <complexType>
1399     <sequence>
1400       <element ref="tns:SlotFilter" minOccurs="0" maxOccurs="1" />
1401       <element ref="tns:SlotValueFilter" minOccurs="0" maxOccurs="unbounded" />
1402     </sequence>
1403   </complexType>
1404 </element>
1405
1406 <element name = "UserBranch">
1407   <complexType>
1408     <sequence>
1409       <element ref = "tns:UserFilter" minOccurs = "0" maxOccurs="1"/>
1410       <element ref = "tns:PostalAddressFilter" minOccurs = "0" maxOccurs="1"/>
1411       <element ref = "tns:TelephoneFilter" minOccurs = "0" maxOccurs="unbounded"/>
1412       <element ref = "tns:EmailAddressFilter" minOccurs = "0" maxOccurs="unbounded"/>
1413       <element ref = "tns:OrganizationQuery" minOccurs = "0" maxOccurs="1"/>
1414     </sequence>
1415   </complexType>
1416 </element>
1417
1418 <complexType name="ServiceBindingBranchType">
1419   <sequence>
1420     <element ref="tns:ServiceBindingFilter" minOccurs="0" maxOccurs="1" />
1421     <element ref="tns:SpecificationLinkBranch" minOccurs="0" maxOccurs="unbounded" />
1422     <element ref="tns:ServiceBindingTargetBranch" minOccurs="0" maxOccurs="1" />
1423   </sequence>
1424 </complexType>
1425 <element name="ServiceBindingBranch" type="tns:ServiceBindingBranchType" />
1426 <element name="ServiceBindingTargetBranch" type="tns:ServiceBindingBranchType" />
1427
1428 <element name="SpecificationLinkBranch">
1429   <complexType>
1430     <sequence>
1431       <element ref="tns:SpecificationLinkFilter" minOccurs="0" maxOccurs="1" />
1432       <element ref="tns:RegistryObjectQuery" minOccurs="0" maxOccurs="1" />
1433       <element ref="tns:RegistryEntryQuery" minOccurs="0" maxOccurs="1" />
1434     </sequence>
1435   </complexType>
1436 </element>
1437

```

## 1438 **Semantic Rules**

- 1439 1. Let RO denote the set of all persistent RegistryObject instances in the Registry. The
- 1440 following steps will eliminate instances in RO that do not satisfy the conditions of the
- 1441 specified filters.
- 1442 a) If RO is empty then go to number 2 below.



- 1443 b) If a RegistryObjectFilter is not specified then go to the next step; otherwise, let x be a  
1444 registry object in RO. If x does not satisfy the RegistryObjectFilter, then remove x from  
1445 RO. If RO is empty then continue to the next numbered rule.
- 1446 c) If an ExternalIdentifierFilter element is not specified, then go to the next step; otherwise,  
1447 let x be a remaining registry object in RO. If x is not linked to at least one  
1448 ExternalIdentifier instance, then remove x from RO; otherwise, treat each  
1449 ExternalIdentifierFilter element separately as follows: Let EI be the set of  
1450 ExternalIdentifier instances that satisfy the ExternalIdentifierFilter and are linked to x. If  
1451 EI is empty, then remove x from RO. If RO is empty then continue to the next numbered  
1452 rule.
- 1453 d) If an AuditableEventQuery is not specified then go to the next step; otherwise, let x be a  
1454 remaining registry object in RO. If x doesn't have an auditable event that satisfy  
1455 AuditableEventQuery as specified in Section 8.2.5 then remove x from RO. If RO is  
1456 empty then continue to the next numbered rule.
- 1457 e) If a NameBranch is not specified then go to the next step; otherwise, let x be a remaining  
1458 registry object in RO. If x does not have a name then remove x from RO. If RO is empty  
1459 then continue to the next numbered rule; otherwise treat NameBranch as follows: If any  
1460 LocalizedStringFilter that is specified is not satisfied by at least one of the  
1461 LocalizedStrings that constitute the name of the registry object then remove x from RO.  
1462 If RO is empty then continue to the next numbered rule.
- 1463 f) If a DescriptionBranch is not specified then go to the next step; otherwise, let x be a  
1464 remaining registry object in RO. If x does not have a name then remove x from RO. If  
1465 RO is empty then continue to the next numbered rule; otherwise treat DescriptionBranch  
1466 as follows: If any LocalizedStringFilter that is specified is not satisfied by some of the  
1467 LocalizedStrings that constitute the description of the registry object then remove x from  
1468 RO. If RO is empty then continue to the next numbered rule.
- 1469 g) If a ClassifiedByBranch element is not specified, then go to the next step; otherwise, let x  
1470 be a remaining registry object in RO. If x is not the classifiedObject of at least one  
1471 Classification instance, then remove x from RO; otherwise, treat each  
1472 ClassifiedByBranch element separately as follows: If no ClassificationFilter is specified  
1473 within the ClassifiedByBranch, then let CL be the set of all Classification instances that  
1474 have x as the classifiedObject; otherwise, let CL be the set of Classification instances that  
1475 satisfy the ClassificationFilter and have x as the classifiedObject. If CL is empty, then  
1476 remove x from RO and continue to the next numbered rule. Otherwise, if CL is not  
1477 empty, and if a ClassificationSchemeQuery is specified, then replace CL by the set of  
1478 remaining Classification instances in CL whose defining classification scheme satisfies  
1479 the ClassificationSchemeQuery. If the new CL is empty, then remove x from RO and  
1480 continue to the next numbered rule. Otherwise, if CL remains not empty, and if a  
1481 ClassificationNodeQuery is specified, then replace CL by the set of remaining  
1482 Classification instances in CL for which a classification node exists and for which that  
1483 classification node satisfies the ClassificationNodeQuery. If the new CL is empty, then  
1484 remove x from RO. If RO is empty then continue to the next numbered rule.

- 1485 h) If a SlotBranch element is not specified, then go to the next step; otherwise, let x be a  
1486 remaining registry object in RO. If x is not linked to at least one Slot instance, then  
1487 remove x from RO. If RO is empty then continue to the next numbered rule; otherwise,  
1488 treat each SlotBranch element separately as follows: If a SlotFilter is not specified within  
1489 the SlotBranch, then let SL be the set of all Slot instances for x; otherwise, let SL be the  
1490 set of Slot instances that satisfy the SlotFilter and are Slot instances for x. If SL is empty,  
1491 then remove x from RO and continue to the next numbered rule. Otherwise, if SL  
1492 remains not empty, and if a SlotValueFilter is specified, replace SL by the set of  
1493 remaining Slot instances in SL for which every specified SlotValueFilter is valid. If SL is  
1494 empty, then remove x from RO. If RO is empty then continue to the next numbered rule.
- 1495 i) If a SourceAssociationBranch element is not specified then go to the next step; otherwise,  
1496 let x be a remaining registry object in RO. If x is not the source object of at least one  
1497 Association instance, then remove x from RO. If RO is empty then continue to the next  
1498 numbered rule; otherwise, treat each SourceAssociationBranch element separately as  
1499 follows:
- 1500 If no AssociationFilter is specified within the SourceAssociationBranch, then let AF be  
1501 the set of all Association instances that have x as a source object; otherwise, let AF be the  
1502 set of Association instances that satisfy the AssociationFilter and have x as the source  
1503 object. If AF is empty, then remove x from RO.
- 1504
- 1505 If RO is empty then continue to the next numbered rule.
- 1506
- 1507 If an ExternalLinkFilter is specified within the SourceAssociationBranch, then let ROT  
1508 be the set of ExternalLink instances that satisfy the ExternalLinkFilter and are the target  
1509 object of some element of AF. If ROT is empty, then remove x from RO. If RO is empty  
1510 then continue to the next numbered rule.
- 1511
- 1512 If an ExternalIdentifierFilter is specified within the SourceAssociationBranch, then let  
1513 ROT be the set of ExternalIdentifier instances that satisfy the ExternalIdentifierFilter and  
1514 are the target object of some element of AF. If ROT is empty, then remove x from RO. If  
1515 RO is empty then continue to the next numbered rule.
- 1516
- 1517 If a RegistryObjectQuery is specified within the SourceAssociationBranch, then let ROT  
1518 be the set of RegistryObject instances that satisfy the RegistryObjectQuery and are the  
1519 target object of some element of AF. If ROT is empty, then remove x from RO. If RO is  
1520 empty then continue to the next numbered rule.
- 1521
- 1522 If a RegistryEntryQuery is specified within the SourceAssociationBranch, then let ROT  
1523 be the set of RegistryEntry instances that satisfy the RegistryEntryQuery and are the  
1524 target object of some element of AF. If ROT is empty, then remove x from RO. If RO is  
1525 empty then continue to the next numbered rule.
- 1526
- 1527 If a ClassificationSchemeQuery is specified within the SourceAssociationBranch, then let  
1528 ROT be the set of ClassificationScheme instances that satisfy the  
1529 ClassificationSchemeQuery and are the target object of some element of AF. If ROT is  
1530 empty, then remove x from RO. If RO is empty then continue to the next numbered rule.

- 1531
- 1532 If a ClassificationNodeQuery is specified within the SourceAssociationBranch, then let  
1533 ROT be the set of ClassificationNode instances that satisfy the ClassificationNodeQuery  
1534 and are the target object of some element of AF. If ROT is empty, then remove x from  
1535 RO. If RO is empty then continue to the next numbered rule.
- 1536
- 1537 If an OrganizationQuery is specified within the SourceAssociationBranch, then let ROT  
1538 be the set of Organization instances that satisfy the OrganizationQuery and are the target  
1539 object of some element of AF. If ROT is empty, then remove x from RO. If RO is empty  
1540 then continue to the next numbered rule.
- 1541
- 1542 If an AuditableEventQuery is specified within the SourceAssociationBranch, then let  
1543 ROT be the set of AuditableEvent instances that satisfy the AuditableEventQuery and are  
1544 the target object of some element of AF. If ROT is empty, then remove x from RO. If RO  
1545 is empty then continue to the next numbered rule.
- 1546
- 1547 If a RegistryPackageQuery is specified within the SourceAssociationBranch, then let  
1548 ROT be the set of RegistryPackage instances that satisfy the RegistryPackageQuery and  
1549 are the target object of some element of AF. If ROT is empty, then remove x from RO. If  
1550 RO is empty then continue to the next numbered rule.
- 1551
- 1552 If an ExtrinsicObjectQuery is specified within the SourceAssociationBranch, then let  
1553 ROT be the set of ExtrinsicObject instances that satisfy the ExtrinsicObjectQuery and are  
1554 the target object of some element of AF. If ROT is empty, then remove x from RO. If RO  
1555 is empty then continue to the next numbered rule.
- 1556
- 1557 If a ServiceQuery is specified within the SourceAssociationBranch, then let ROT be the  
1558 set of Service instances that satisfy the ServiceQuery and are the target object of some  
1559 element of AF. If ROT is empty, then remove x from RO. If RO is empty then continue  
1560 to the next numbered rule.
- 1561

1562 If a UserBranch is specified within the SourceAssociationBranch then let ROT be the set  
1563 of User instances that are the target object of some element of AF. If ROT is empty, then  
1564 remove x from RO. If RO is empty then continue to the next numbered rule. Let u be the  
1565 member of ROT. If a UserFilter element is specified within the UserBranch, and if u does  
1566 not satisfy that filter, then remove u from ROT. If ROT is empty, then remove x from  
1567 RO. If RO is empty then continue to the next numbered rule. If a PostalAddressFilter  
1568 element is specified within the UserBranch, and if the postal address of u does not satisfy  
1569 that filter, then remove u from ROT. If ROT is empty, then remove x from RO. If RO is  
1570 empty then continue to the next numbered rule. If TelephoneNumberFilter(s) are  
1571 specified within the UserBranch and if any of the TelephoneNumberFilters isn't satisfied  
1572 by at least one of the telephone numbers of u then remove u from ROT. If ROT is empty,  
1573 then remove x from RO. If RO is empty then continue to the next numbered rule. If an  
1574 OrganizationQuery element is specified within the UserBranch, then let o be the  
1575 Organization instance that is identified by the organization that u is affiliated with. If o  
1576 doesn't satisfy OrganizationQuery as defined in Section 8.2.11 then remove u from ROT.  
1577 If ROT is empty, then remove x from RO. If RO is empty then continue to the next  
1578 numbered rule.

1579  
1580 If a ClassificationQuery is specified within the SourceAssociationBranch, then let ROT  
1581 be the set of Classification instances that satisfy the ClassificationQuery and are the  
1582 target object of some element of AF. If ROT is empty, then remove x from RO. If RO is  
1583 empty then continue to the next numbered rule (Rule 2).

1584  
1585 If a ServiceBindingBranch is specified within the SourceAssociationBranch, then let  
1586 ROT be the set of ServiceBinding instances that are the target object of some element of  
1587 AF. If ROT is empty, then remove x from RO. If RO is empty then continue to the next  
1588 numbered rule. Let sb be the member of ROT. If a ServiceBindingFilter element is  
1589 specified within the ServiceBindingBranch, and if sb does not satisfy that filter, then  
1590 remove sb from ROT. If ROT is empty then remove x from RO. If RO is empty then  
1591 continue to the next numbered rule. If a SpecificationLinkBranch is specified within the  
1592 ServiceBindingBranch then consider each SpecificationLinkBranch element separately as  
1593 follows:

1594 Let sb be a remaining service binding in ROT. Let SL be the set of all specification link  
1595 instances sl that describe specification links of sb. If a SpecificationLinkFilter element is  
1596 specified within the SpecificationLinkBranch, and if sl does not satisfy that filter, then  
1597 remove sl from SL. If SL is empty then remove sb from ROT. If ROT is empty then  
1598 remove x from RO. If RO is empty then continue to the next numbered rule. If a  
1599 RegistryObjectQuery element is specified within the SpecificationLinkBranch then let sl  
1600 be a remaining specification link in SL. Treat RegistryObjectQuery element as follows:  
1601 Let RO be the result set of the RegistryObjectQuery as defined in Section 8.2.2. If sl is  
1602 not a specification link for at least one registry object in RO, then remove sl from SL. If  
1603 SL is empty then remove sb from ROT. If ROT is empty then remove x from RO. If RO  
1604 is empty then continue to the next numbered rule. If a RegistryEntryQuery element is  
1605 specified within the SpecificationLinkBranch then let sl be a remaining specification link  
1606 in SL. Treat RegistryEntryQuery element as follows: Let RE be the result set of the  
1607 RegistryEntryQuery as defined in Section 8.2.3. If sl is not a specification link for at least  
1608 one registry entry in RE, then remove sl from SL. If SL is empty then remove sb from  
1609 ROT. If ROT is empty then remove x from RO. If RO is empty then continue to the next  
1610 numbered rule. If a ServiceBindingTargetBranch is specified within the  
1611 ServiceBindingBranch, then let SBT be the set of ServiceBinding instances that satisfy  
1612 the ServiceBindingTargetBranch and are the target service binding of some element of  
1613 ROT. If SBT is empty then remove sb from ROT. If ROT is empty, then remove x from  
1614 RO. If RO is empty then continue to the next numbered rule.

1615  
1616 If a SpecificationLinkBranch is specified within the SourceAssociationBranch, then let  
1617 ROT be the set of SpecificationLink instances that are the target object of some element  
1618 of AF. If ROT is empty, then remove x from RO. If RO is empty then continue to the  
1619 next numbered rule. Let sl be the member of ROT. If a SpecificationLinkFilter element is  
1620 specified within the SpecificationLinkBranch, and if sl does not satisfy that filter, then  
1621 remove sl from ROT. If ROT is empty then remove x from RO. If RO is empty then  
1622 continue to the next numbered rule. If a RegistryObjectQuery element is specified within  
1623 the SpecificationLinkBranch then let sl be a remaining specification link in ROT. Treat  
1624 RegistryObjectQuery element as follows: Let RO be the result set of the  
1625 RegistryObjectQuery as defined in Section 8.2.2. If sl is not a specification link for some  
1626 registry object in RO, then remove sl from ROT. If ROT is empty then remove x from  
1627 RO. If RO is empty then continue to the next numbered rule. If a RegistryEntryQuery  
1628 element is specified within the SpecificationLinkBranch then let sl be a remaining  
1629 specification link in ROT. Treat RegistryEntryQuery element as follows: Let RE be the  
1630 result set of the RegistryEntryQuery as defined in Section 8.2.3. If sl is not a specification  
1631 link for at least one registry entry in RE, then remove sl from ROT. If ROT is empty then  
1632 remove x from RO. If RO is empty then continue to the next numbered rule.

1633  
1634 If an AssociationQuery is specified within the SourceAssociationBranch, then let ROT be  
1635 the set of Association instances that satisfy the AssociationQuery and are the target object  
1636 of some element of AF. If ROT is empty, then remove x from RO. If RO is empty then  
1637 continue to the next numbered rule (Rule 2).

1638

- 1639 j) If a TargetAssociationBranch element is not specified then go to the next step; otherwise,  
1640 let x be a remaining registry object in RO. If x is not the target object of some  
1641 Association instance, then remove x from RO. If RO is empty then continue to the next  
1642 numbered rule; otherwise, treat each TargetAssociationBranch element separately as  
1643 follows:  
1644
- 1645 If no AssociationFilter is specified within the TargetAssociationBranch, then let AF be  
1646 the set of all Association instances that have x as a target object; otherwise, let AF be the  
1647 set of Association instances that satisfy the AssociationFilter and have x as the target  
1648 object. If AF is empty, then remove x from RO. If RO is empty then continue to the next  
1649 numbered rule.
- 1650
- 1651 If an ExternalLinkFilter is specified within the TargetAssociationBranch, then let ROS be  
1652 the set of ExternalLink instances that satisfy the ExternalLinkFilter and are the source  
1653 object of some element of AF. If ROS is empty, then remove x from RO. If RO is empty  
1654 then continue to the next numbered rule.
- 1655
- 1656 If an ExternalIdentifierFilter is specified within the TargetAssociationBranch, then let  
1657 ROS be the set of ExternalIdentifier instances that satisfy the ExternalIdentifierFilter and  
1658 are the source object of some element of AF. If ROS is empty, then remove x from RO. If  
1659 RO is empty then continue to the next numbered rule.
- 1660
- 1661 If a RegistryObjectQuery is specified within the TargetAssociationBranch, then let ROS  
1662 be the set of RegistryObject instances that satisfy the RegistryObjectQuery and are the  
1663 source object of some element of AF. If ROS is empty, then remove x from RO. If RO is  
1664 empty then continue to the next numbered rule.
- 1665
- 1666 If a RegistryEntryQuery is specified within the TargetAssociationBranch, then let ROS  
1667 be the set of  
1668 RegistryEntry instances that satisfy the RegistryEntryQuery and are the source object of  
1669 some element of AF. If ROS is empty, then remove x from RO. If RO is empty then  
1670 continue to the next numbered rule.
- 1671
- 1672 If a ClassificationSchemeQuery is specified within the TargetAssociationBranch, then let  
1673 ROS be the set of ClassificationScheme instances that satisfy the  
1674 ClassificationSchemeQuery and are the source object of some element of AF. If ROS is  
1675 empty, then remove x from RO. If RO is empty then continue to the next numbered rule.
- 1676
- 1677 If a ClassificationNodeQuery is specified within the TargetAssociationBranch, then let  
1678 ROS be the set of ClassificationNode instances that satisfy the ClassificationNodeQuery  
1679 and are the source object of some element of AF. If ROS is empty, then remove x from  
1680 RO. If RO is empty then continue to the next numbered rule.
- 1681

1682 If an OrganizationQuery is specified within the TargetAssociationBranch, then let ROS  
1683 be the set of Organization instances that satisfy the OrganizationQuery and are the source  
1684 object of some element of AF. If ROS is empty, then remove x from RO. If RO is empty  
1685 then continue to the next numbered rule.

1686

1687 If an AuditableEventQuery is specified within the TargetAssociationBranch, then let  
1688 ROS be the set of AuditableEvent instances that satisfy the AuditableEventQuery and are  
1689 the source object of some element of AF. If ROS is empty, then remove x from RO. If  
1690 RO is empty then continue to the next numbered rule.

1691

1692 If a RegistryPackageQuery is specified within the TargetAssociationBranch, then let  
1693 ROS be the set of RegistryPackage instances that satisfy the RegistryPackageQuery and  
1694 are the source object of some element of AF. If ROS is empty, then remove x from RO. If  
1695 RO is empty then continue to the next numbered rule.

1696

1697 If an ExtrinsicObjectQuery is specified within the TargetAssociationBranch, then let  
1698 ROS be the set of ExtrinsicObject instances that satisfy the ExtrinsicObjectQuery and are  
1699 the source object of some element of AF. If ROS is empty, then remove x from RO. If  
1700 RO is empty then continue to the next numbered rule.

1701

1702 If a ServiceQuery is specified within the TargetAssociationBranch, then let ROS be the  
1703 set of Service instances that satisfy the ServiceQuery and are the source object of some  
1704 element of AF. If ROS is empty, then remove x from RO. If RO is empty then continue  
1705 to the next numbered rule.

1706

1707 If a UserBranch is specified within the TargetAssociationBranch then let ROS be the set  
1708 of User instances that are the source object of some element of AF. If ROS is empty, then  
1709 remove x from RO. If RO is empty then continue to the next numbered rule. Let u be the  
1710 member of ROS. If a UserFilter element is specified within the UserBranch, and if u does  
1711 not satisfy that filter, then remove u from ROS. If ROS is empty, then remove x from  
1712 RO. If RO is empty then continue to the next numbered rule. If a PostalAddressFilter  
1713 element is specified within the UserBranch, and if the postal address of u does not satisfy  
1714 that filter, then remove u from ROS. If ROS is empty, then remove x from RO. If RO is  
1715 empty then continue to the next numbered rule. If TelephoneNumberFilter(s) are  
1716 specified within the UserBranch and if any of the TelephoneNumberFilters isn't satisfied  
1717 by some of the telephone numbers of u then remove u from ROS. If ROS is empty, then  
1718 remove x from RO. If RO is empty then continue to the next numbered rule. If an  
1719 OrganizationQuery element is specified within the UserBranch, then let o be the  
1720 Organization instance that is identified by the organization that u is affiliated with. If o  
1721 doesn't satisfy OrganizationQuery as defined in Section 8.2.11 then remove u from ROS.  
1722 If ROS is empty, then remove x from RO. If RO is empty then continue to the next  
1723 numbered rule.

1724

1725 If a ClassificationQuery is specified within the TargetAssociationBranch, then let ROS be  
1726 the set of Classification instances that satisfy the ClassificationQuery and are the source  
1727 object of some element of AF. If ROS is empty, then remove x from RO. If RO is empty  
1728 then continue to the next numbered rule (Rule 2).

1729  
1730 If a ServiceBindingBranch is specified within the TargetAssociationBranch, then let ROS  
1731 be the set of ServiceBinding instances that are the source object of some element of AF.  
1732 If ROS is empty, then remove x from RO. If RO is empty then continue to the next  
1733 numbered rule. Let sb be the member of ROS. If a ServiceBindingFilter element is  
1734 specified within the ServiceBindingBranch, and if sb does not satisfy that filter, then  
1735 remove sb from ROS. If ROS is empty then remove x from RO. If RO is empty then  
1736 continue to the next numbered rule. If a SpecificationLinkBranch is specified within the  
1737 ServiceBindingBranch then consider each SpecificationLinkBranch element separately as  
1738 follows:

1739 Let sb be a remaining service binding in ROS. Let SL be the set of all specification link  
1740 instances sl that describe specification links of sb. If a SpecificationLinkFilter element is  
1741 specified within the SpecificationLinkBranch, and if sl does not satisfy that filter, then  
1742 remove sl from SL. If SL is empty then remove sb from ROS. If ROS is empty then  
1743 remove x from RO. If RO is empty then continue to the next numbered rule. If a  
1744 RegistryObjectQuery element is specified within the SpecificationLinkBranch then let sl  
1745 be a remaining specification link in SL. Treat RegistryObjectQuery element as follows:  
1746 Let RO be the result set of the RegistryObjectQuery as defined in Section 8.2.2. If sl is  
1747 not a specification link for some registry object in RO, then remove sl from SL. If SL is  
1748 empty then remove sb from ROS. If ROS is empty then remove x from RO. If RO is  
1749 empty then continue to the next numbered rule. If a RegistryEntryQuery element is  
1750 specified within the SpecificationLinkBranch then let sl be a remaining specification link  
1751 in SL. Treat RegistryEntryQuery element as follows: Let RE be the result set of the  
1752 RegistryEntryQuery as defined in Section 8.2.3. If sl is not a specification link for some  
1753 registry entry in RE, then remove sl from SL. If SL is empty then remove sb from ROS.  
1754 If ROS is empty then remove x from RO. If RO is empty then continue to the next  
1755 numbered rule.

1756



1757 If a SpecificationLinkBranch is specified within the TargetAssociationBranch, then let  
 1758 ROS be the set of SpecificationLink instances that are the source object of some element  
 1759 of AF. If ROS is empty, then remove x from RO. If RO is empty then continue to the  
 1760 next numbered rule. Let sl be the member of ROS. If a SpecificationLinkFilter element is  
 1761 specified within the SpecificationLinkBranch, and if sl does not satisfy that filter, then  
 1762 remove sl from ROS. If ROS is empty then remove x from RO. If RO is empty then  
 1763 continue to the next numbered rule. If a RegistryObjectQuery element is specified within  
 1764 the SpecificationLinkBranch then let sl be a remaining specification link in ROS. Treat  
 1765 RegistryObjectQuery element as follows: Let RO be the result set of the  
 1766 RegistryObjectQuery as defined in Section 8.2.2. If sl is not a specification link for some  
 1767 registry object in RO, then remove sl from ROS. If ROS is empty then remove x from  
 1768 RO. If RO is empty then continue to the next numbered rule. If a RegistryEntryQuery  
 1769 element is specified within the SpecificationLinkBranch then let sl be a remaining  
 1770 specification link in ROS. Treat RegistryEntryQuery element as follows: Let RE be the  
 1771 result set of the RegistryEntryQuery as defined in Section 8.2.3. If sl is not a specification  
 1772 link for some registry entry in RE, then remove sl from ROS. If ROS is empty then  
 1773 remove x from RO. If RO is empty then continue to the next numbered rule. If a  
 1774 ServiceBindingTargetBranch is specified within the ServiceBindingBranch, then let SBT  
 1775 be the set of ServiceBinding instances that satisfy the ServiceBindingTargetBranch and  
 1776 are the target service binding of some element of ROT. If SBT is empty then remove sb  
 1777 from ROT. If ROT is empty, then remove x from RO. If RO is empty then continue to the  
 1778 next numbered rule.

1779  
 1780 If an AssociationQuery is specified within the TargetAssociationBranch, then let ROS be  
 1781 the set of Association instances that satisfy the AssociationQuery and are the source  
 1782 object of some element of AF. If ROS is empty, then remove x from RO. If RO is empty  
 1783 then continue to the next numbered rule (Rule 2).

- 1784 2. If RO is empty, then raise the warning: *registry object query result is empty*; otherwise, set  
 1785 RO to be the result of the RegistryObjectQuery.
- 1786 3. Return the result and any accumulated warnings or exceptions (in the RegistryErrorList)  
 1787 within the RegistryResponse.

## 1788 Examples

1789 A client application needs all items that are classified by two different classification schemes,  
 1790 one based on "Industry" and another based on "Geography". Both schemes have been defined by  
 1791 ebXML and are registered as "urn:ebxml:cs:industry" and "urn:ebxml:cs:geography",  
 1792 respectively. The following query identifies registry entries for all registered items that are  
 1793 classified by Industry as any subnode of "Automotive" and by Geography as any subnode of  
 1794 "Asia/Japan".

```
1795
1796 <AdhocQueryRequest>
1797   <ResponseOption returnType = "RegistryEntry"/>
1798   <FilterQuery>
1799     <RegistryObjectQuery>
1800       <ClassifiedByBranch>
1801         <ClassificationFilter>
1802           <Clause>
```

```

1803     <SimpleClause leftArgument = "path">
1804         <StringClause stringPredicate = "Equal">//Automotive</StringClause>
1805     </SimpleClause>
1806 </Clause>
1807 </ClassificationFilter>
1808 <ClassificationSchemeQuery>
1809     <NameBranch>
1810         <LocalizedStringFilter>
1811             <Clause>
1812                 <SimpleClause leftArgument = "value">
1813                     <StringClause stringPredicate = "Equal">urn:ebxml:cs:industry</StringClause>
1814                 </SimpleClause>
1815             </Clause>
1816         </LocalizedStringFilter>
1817     </NameBranch>
1818 </ClassificationSchemeQuery>
1819 </ClassifiedByBranch>
1820 <ClassifiedByBranch>
1821     <ClassificationFilter>
1822         <Clause>
1823             <SimpleClause leftArgument = "path">
1824                 <StringClause stringPredicate = "StartsWith">/Geography-id/Asia/Japan</StringClause>
1825             </SimpleClause>
1826         </Clause>
1827     </ClassificationFilter>
1828 <ClassificationSchemeQuery>
1829     <NameBranch>
1830         <LocalizedStringFilter>
1831             <Clause>
1832                 <SimpleClause leftArgument = "value">
1833                     <StringClause stringPredicate = "Equal">urn:ebxml:cs:geography</StringClause>
1834                 </SimpleClause>
1835             </Clause>
1836         </LocalizedStringFilter>
1837     </NameBranch>
1838 </ClassificationSchemeQuery>
1839 </ClassifiedByBranch>
1840 </RegistryObjectQuery>
1841 </FilterQuery>
1842 </AdhocQueryRequest>
1843

```

1844 A client application wishes to identify all RegistryObject instances that are classified by some  
1845 internal classification scheme and have some given keyword as part of the description of one of  
1846 the classification nodes of that classification scheme. The following query identifies all such  
1847 RegistryObject instances. The query takes advantage of the knowledge that the classification  
1848 scheme is internal, and thus that all of its nodes are fully described as ClassificationNode  
1849 instances.

```

1850
1851 <AdhocQueryRequest>
1852   <ResponseOption returnType = "RegistryObject"/>
1853   <FilterQuery>
1854     <RegistryObjectQuery>
1855       <ClassifiedByBranch>
1856         <ClassificationNodeQuery>
1857           <DescriptionBranch>
1858             <LocalizedStringFilter>
1859               <Clause>
1860                 <SimpleClause leftArgument = "value">
1861                   <StringClause stringPredicate = "Equal">transistor</StringClause>
1862                 </SimpleClause>
1863               </Clause>
1864             </LocalizedStringFilter>
1865           </DescriptionBranch>
1866         </ClassificationNodeQuery>
1867       </ClassifiedByBranch>
1868     </RegistryObjectQuery>
1869   </FilterQuery>
1870 </AdhocQueryRequest>
1871

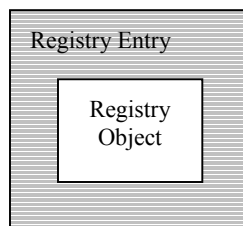
```

### 1872 8.2.3 RegistryEntryQuery

#### 1873 Purpose

1874 To identify a set of registry entry instances as the result of a query over selected registry  
 1875 metadata.

1876



#### 1877 ebRIM Binding

1878

Figure 17: ebRIM Binding for RegistryEntryQuery

#### 1879 Definition

```

1880
1881 <complexType name="RegistryEntryQueryType">
1882   <complexContent>
1883     <extension base="tns:RegistryObjectQueryType">
1884       <sequence>
1885         <element ref="tns:RegistryEntryFilter" minOccurs="0" maxOccurs="1" />
1886       </sequence>

```

```

1887     </extension>
1888   </complexContent>
1889 </complexType>
1890 <element name="RegistryEntryQuery" type="tns:RegistryEntryQueryType" />
1891
1892 <element name="RegistryEntryQueryResult">
1893   <complexType>
1894     <choice minOccurs="0" maxOccurs="unbounded">
1895       <element ref="rim:ObjectRef" />
1896       <element ref="rim:ClassificationScheme" />
1897       <element ref="rim:ExtrinsicObject" />
1898       <element ref="rim:RegistryEntry" />
1899       <element ref="rim:RegistryObject" />
1900       <element ref="rim:RegistryPackage" />
1901     </choice>
1902   </complexType>
1903 </element>
1904

```

### 1905 Semantic Rules

- 1906 1. Let RE denote the set of all persistent RegistryEntry instances in the Registry. The following  
1907 steps will eliminate instances in RE that do not satisfy the conditions of the specified filters.
  - 1908 a) If RE is empty then continue to the next numbered rule.
  - 1909 b) If a RegistryEntryFilter is not specified then go to the next step; otherwise, let x be a  
1910 registry entry in RE. If x does not satisfy the RegistryEntryFilter, then remove x from RE.  
1911 If RE is empty then continue to the next numbered rule.
  - 1912 c) Let RE be the set of remaining RegistryEntry instances. Evaluate inherited  
1913 RegistryObjectQuery over RE as explained in Section 8.2.2.
- 1914 2. If RE is empty, then raise the warning: *registry entry query result is empty*; otherwise, set RE  
1915 to be the result of the RegistryEntryQuery.
- 1916 3. Return the result and any accumulated warnings or exceptions (in the RegistryErrorList)  
1917 within the RegistryResponse.

### 1918 Examples

1919 A client wishes to establish a trading relationship with XYZ Corporation and wants to know if  
1920 they have registered any of their business documents in the Registry. The following query  
1921 returns a set of registry entry identifiers for currently registered items submitted by any  
1922 organization whose name includes the string "XYZ". It does not return any registry entry  
1923 identifiers for superseded, replaced, deprecated, or withdrawn items.

```

1924
1925 <AdhocQueryRequest>
1926   <ResponseOption returnType = "ObjectRef"/>
1927   <FilterQuery>
1928     <RegistryEntryQuery>
1929       <TargetAssociationBranch>
1930         <AssociationFilter>
1931           <Clause>
1932             <SimpleClause leftArgument = "associationType">
1933               <StringClause stringPredicate = "Equal">SubmitterOf</StringClause>

```

```

1934     </SimpleClause>
1935     </Clause>
1936     </AssociationFilter>
1937     <OrganizationQuery>
1938       <NameBranch>
1939         <LocalizedStringFilter>
1940           <Clause>
1941             <SimpleClause leftArgument = "value">
1942               <StringClause stringPredicate = "Contains">XYZ</StringClause>
1943             </SimpleClause>
1944           </Clause>
1945         </LocalizedStringFilter>
1946       </NameBranch>
1947     </OrganizationQuery>
1948   </TargetAssociationBranch>
1949   <RegistryEntryFilter>
1950     <Clause>
1951       <SimpleClause leftArgument = "status">
1952         <StringClause stringPredicate = "Equal">Approved</StringClause>
1953       </SimpleClause>
1954     </Clause>
1955   </RegistryEntryFilter>
1956 </RegistryEntryQuery>
1957 </FilterQuery>
1958 </AdhocQueryRequest>
1959

```

1960 A client is using the United Nations Standard Product and Services Classification (UNSPSC)  
1961 scheme and wants to identify all companies that deal with products classified as "Integrated  
1962 circuit components", i.e. UNSPSC code "321118". The client knows that companies have  
1963 registered their Collaboration Protocol Profile (CPP) documents in the Registry, and that each  
1964 such profile has been classified by UNSPSC according to the products the company deals with.  
1965 However, the client does not know if the UNSPSC classification scheme is internal or external to  
1966 this registry. The following query returns a set of approved registry entry instances for CPP's of  
1967 companies that deal with integrated circuit components.

```

1968
1969 <AdhocQueryRequest>
1970   <ResponseOption returnType = "RegistryEntry"/>
1971   <FilterQuery>
1972     <RegistryEntryQuery>
1973       <ClassifiedByBranch>
1974         <ClassificationFilter>
1975           <Clause>
1976             <SimpleClause leftArgument = "code">
1977               <StringClause stringPredicate = "Equal">321118</StringClause>
1978             </SimpleClause>
1979           </Clause>
1980         </ClassificationFilter>
1981       <ClassificationSchemeQuery>
1982         <NameBranch>
1983           <LocalizedStringFilter>
1984             <Clause>
1985               <SimpleClause leftArgument = "value">
1986                 <StringClause stringPredicate = "Equal">urn:org:un:spsc:cs2001</StringClause>
1987               </SimpleClause>
1988             </Clause>

```

```

1989     </LocalizedStringFilter>
1990     </NameBranch>
1991     </ClassificationSchemeQuery>
1992     </ClassifiedByBranch>
1993     <RegistryEntryFilter>
1994       <Clause>
1995         <CompoundClause connectivePredicate = "And">
1996           <Clause>
1997             <SimpleClause leftArgument = "objectType">
1998               <StringClause stringPredicate = "Equal">CPP</StringClause>
1999             </SimpleClause>
2000           </Clause>
2001           <Clause>
2002             <SimpleClause leftArgument = "status">
2003               <StringClause stringPredicate = "Equal">Approved</StringClause>
2004             </SimpleClause>
2005           </Clause>
2006         </CompoundClause>
2007       </Clause>
2008     </RegistryEntryFilter>
2009   </RegistryEntryQuery>
2010 </FilterQuery>
2011 </AdhocQueryRequest>
2012

```


## 2013 8.2.4 AssociationQuery

### 2014 Purpose

2015 To identify a set of association instances as the result of a query over selected registry metadata.

2016

### 2017 ebRIM Binding



2018 **Figure 18: ebRIM Binding for AssociationQuery**

### 2019 Definition

```

2020 <complexType name = "AssociationQueryType">
2021   <complexContent>
2022     <extension base = "tns:RegistryObjectQueryType">
2023       <sequence>
2024         <element ref = "tns:AssociationFilter" minOccurs = "0" maxOccurs = "1"/>
2025       </sequence>
2026     </extension>
2027   </complexContent>
2028 </complexType>
2029 <element name = "AssociationQuery" type = "tns:AssociationQueryType"/>
2030 <element name="AssociationQueryResult">
2031   <complexType>
2032

```

```

2034 <choice minOccurs="0" maxOccurs="unbounded">
2035   <element ref="rim:ObjectRef" />
2036   <element ref="rim:RegistryObject" />
2037   <element ref="rim:Association" />
2038 </choice>
2039 </complexType>
2040 </element>
2041

```

## 2042 Semantic Rules

- 2043 1. Let A denote the set of all persistent Association instances in the Registry. The following
 2044 steps will eliminate instances in A that do not satisfy the conditions of the specified filters.
  - 2045 a) If A is empty then continue to the next numbered rule.
  - 2046 b) If an AssociationFilter element is not directly contained in the AssociationQuery element,
 2047 then go to the next step; otherwise let x be an association instance in A. If x does not
 2048 satisfy the AssociationFilter then remove x from A. If A is empty then continue to the
 2049 next numbered rule.
  - 2050 c) Let A be the set of remaining Association instances. Evaluate inherited
 2051 RegistryObjectQuery over A as explained in Section 8.2.2.
- 2052 2. If A is empty, then raise the warning: *association query result is empty*; otherwise, set A to
 2053 be the result of the AssociationQuery.
- 2054 3. Return the result and any accumulated warnings or exceptions (in the RegistryErrorList)
 2055 within the RegistryResponse.

## 2056 Examples

2057 A client application wishes to identify a set of associations that are ‘equivalentTo’ a set of other  
 2058 associations.

```

2059 <AdhocQueryRequest">
2060   <ResponseOption returnType="LeafClass" />
2061   <FilterQuery>
2062     <AssociationQuery>
2063       <SourceAssociationBranch>
2064         <AssociationFilter>
2065           <Clause>
2066             <SimpleClause leftArgument="associationType">
2067               <StringClause stringPredicate="Equal">EquivalentTo</StringClause>
2068             </SimpleClause>
2069           </Clause>
2070         </AssociationFilter>
2071       </AssociationQuery>
2072     <AssociationQuery>
2073       <AssociationFilter>
2074         <Clause>
2075           <SimpleClause leftArgument="associationType">
2076             <StringClause stringPredicate="StartsWith">Sin</StringClause>
2077           </SimpleClause>
2078         </Clause>
2079       </AssociationFilter>
2080     </AssociationQuery>
2081   </SourceAssociationBranch>
2082   </AssociationFilter>

```

```

2083     <Clause>
2084       <SimpleClause leftArgument="associationType">
2085         <StringClause stringPredicate="StartsWith">Son</StringClause>
2086       </SimpleClause>
2087     </Clause>
2088   </AssociationFilter>
2089 </AssociationQuery>
2090 </FilterQuery>
2091 </AdhocQueryRequest>
2092

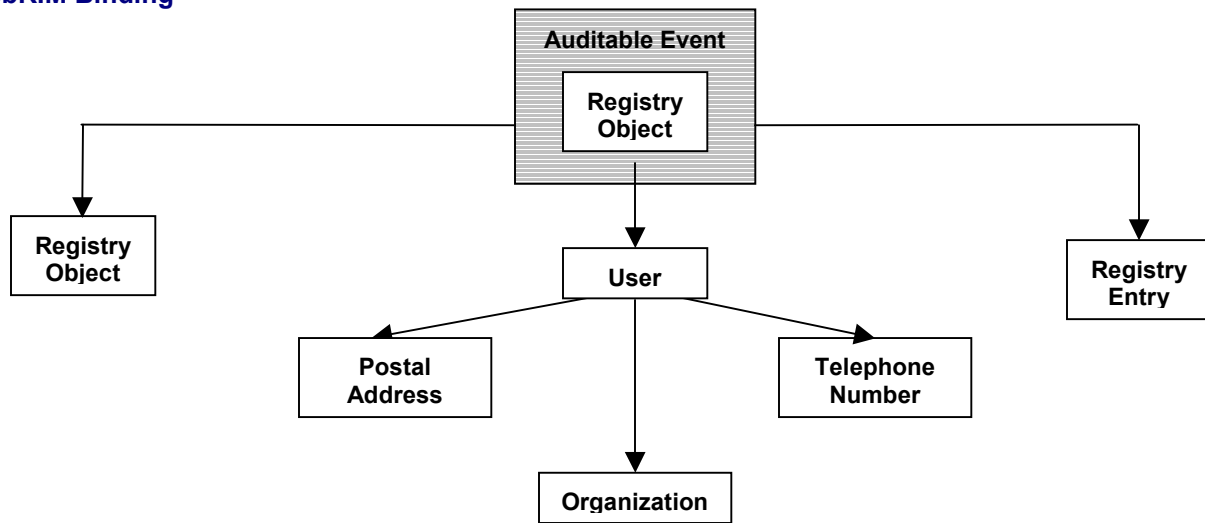
```

## 2093 8.2.5 AuditableEventQuery

### 2094 Purpose

2095 To identify a set of auditable event instances as the result of a query over selected registry  
 2096 metadata.

### 2097 ebRIM Binding



2098 **Figure 19: ebRIM Binding for AuditableEventQuery**

### 2099 Definition

```

2100 <complexType name="AuditableEventQueryType">
2101   <complexContent>
2102     <extension base="tns:RegistryObjectQueryType">
2103       <sequence>
2104         <element ref="tns:AuditableEventFilter" minOccurs="0" />
2105         <element ref="tns:RegistryObjectQuery" minOccurs="0" maxOccurs="1" />
2106         <element ref="tns:RegistryEntryQuery" minOccurs="0" maxOccurs="1" />
2107         <element ref="tns:UserBranch" minOccurs="0" maxOccurs="1" />
2108       </sequence>
2109     </extension>
2110   </complexContent>
2111 </complexType>
2112 </complexType>
2113 <element name="AuditableEventQuery" type="tns:AuditableEventQueryType" />
2114 </element>
2115 <complexType>
2116

```



```

2117 <choice minOccurs="0" maxOccurs="unbounded">
2118   <element ref="rim:ObjectRef" />
2119   <element ref="rim:RegistryObject" />
2120   <element ref="rim:AuditableEvent" />
2121 </choice>
2122 </complexType>
2123 </element>
2124

```

## 2125 Semantic Rules

- 2126 1. Let AE denote the set of all persistent AuditableEvent instances in the Registry. The  
 2127 following steps will eliminate instances in AE that do not satisfy the conditions of the  
 2128 specified filters.
- 2129 a) If AE is empty then continue to the next numbered rule.
- 2130 b) If an AuditableEventFilter is not specified then go to the next step; otherwise, let x be an  
 2131 auditable event in AE. If x does not satisfy the AuditableEventFilter, then remove x from  
 2132 AE. If AE is empty then continue to the next numbered rule.
- 2133 c) If a RegistryObjectQuery element is not specified then go to the next step; otherwise, let  
 2134 x be a remaining auditable event in AE. Treat RegistryObjectQuery element as follows:  
 2135 Let RO be the result set of the RegistryObjectQuery as defined in Section 8.2.2. If x is  
 2136 not an auditable event for some registry object in RO, then remove x from AE. If AE is  
 2137 empty then continue to the next numbered rule.
- 2138 d) If a RegistryEntryQuery element is not specified then go to the next step; otherwise, let x  
 2139 be a remaining auditable event in AE. Treat RegistryEntryQuery element as follows: Let  
 2140 RE be the result set of the RegistryEntryQuery as defined in Section 8.2.3. If x is not an  
 2141 auditable event for some registry entry in RE, then remove x from AE. If AE is empty  
 2142 then continue to the next numbered rule.
- 2143 e) If a UserBranch element is not specified then go to the next step; otherwise, let x be a  
 2144 remaining auditable event in AE. Let u be the user instance that invokes x. If a UserFilter  
 2145 element is specified within the UserBranch, and if u does not satisfy that filter, then  
 2146 remove x from AE. If a PostalAddressFilter element is specified within the UserBranch,  
 2147 and if the postal address of u does not satisfy that filter, then remove x from AE. If  
 2148 TelephoneNumberFilter(s) are specified within the UserBranch and if any of the  
 2149 TelephoneNumberFilters isn't satisfied by some of the telephone numbers of u then  
 2150 remove x from AE. If EmailAddressFilter(s) are specified within the UserBranch and if  
 2151 any of the EmailAddressFilters isn't satisfied by some of the email addresses of u then  
 2152 remove x from AE. If an OrganizationQuery element is specified within the UserBranch,  
 2153 then let o be the Organization instance that is identified by the organization that u is  
 2154 affiliated with. If o doesn't satisfy OrganizationQuery as defined in Section 8.2.11 then  
 2155 remove x from AE. If AE is empty then continue to the next numbered rule.
- 2156 f) Let AE be the set of remaining AuditableEvent instances. Evaluate inherited  
 2157 RegistryObjectQuery over AE as explained in Section 8.2.2.
- 2158 2. If AE is empty, then raise the warning: **auditable event query result is empty**; otherwise set  
 2159 AE to be the result of the AuditableEventQuery.
- 2160 3. Return the result and any accumulated warnings or exceptions (in the RegistryErrorList)  
 2161 within the RegistryResponse.

2162 **Examples**

2163 A Registry client has registered an item and it has been assigned a name "urn:path:myitem". The  
 2164 client is now interested in all events since the beginning of the year that have impacted that item.  
 2165 The following query will return a set of AuditableEvent instances for all such events.

```

2166 <AdhocQueryRequest>
2167   <ResponseOption returnType = "LeafClass"/>
2168   <FilterQuery>
2169     <AuditableEventQuery>
2170       <AuditableEventFilter>
2171         <Clause>
2172           <SimpleClause leftArgument = "timestamp">
2173             <RationalClause logicalPredicate = "GE">
2174               <DateTimeClause>2000-01-01T00:00:00-05:00</DateTimeClause>
2175             </RationalClause>
2176           </SimpleClause>
2177         </Clause>
2178       </AuditableEventFilter>
2179     </AuditableEventQuery>
2180     <RegistryEntryQuery>
2181       <NameBranch>
2182         <LocalizedStringFilter>
2183           <Clause>
2184             <SimpleClause leftArgument = "value">
2185               <StringClause stringPredicate = "Equal">urn:path:myitem</StringClause>
2186             </SimpleClause>
2187           </Clause>
2188         </LocalizedStringFilter>
2189       </NameBranch>
2190     </RegistryEntryQuery>
2191   </AuditableEventQuery>
2192 </FilterQuery>
2193 </AdhocQueryRequest>
2194
```

2195 A client company has many registered objects in the Registry. The Registry allows events  
 2196 submitted by other organizations to have an impact on your registered items, e.g. new  
 2197 classifications and new associations. The following query will return a set of identifiers for all  
 2198 auditable events, invoked by some other party, that had an impact on an item submitted by  
 2199 "myorg".

```

2200 <AdhocQueryRequest>
2201   <ResponseOption returnType = "LeafClass"/>
2202   <FilterQuery>
2203     <AuditableEventQuery>
2204       <RegistryEntryQuery>
2205         <TargetAssociationBranch>
2206           <AssociationFilter>
2207             <Clause>
2208               <SimpleClause leftArgument = "associationType">
2209                 <StringClause stringPredicate = "Equal">SubmitterOf</StringClause>
2210               </SimpleClause>
2211             </Clause>
2212           </AssociationFilter>
2213         </TargetAssociationBranch>
2214       </RegistryEntryQuery>
2215     </AuditableEventQuery>
2216   </FilterQuery>

```

```

2217     <Clause>
2218         <SimpleClause leftArgument = "value">
2219             <StringClause stringPredicate = "Equal">myorg</StringClause>
2220         </SimpleClause>
2221     </Clause>
2222 </LocalizedStringFilter>
2223 </NameBranch>
2224 </OrganizationQuery>
2225 </TargetAssociationBranch>
2226 </RegistryEntryQuery>
2227 <UserBranch>
2228     <OrganizationQuery>
2229         <NameBranch>
2230             <LocalizedStringFilter>
2231                 <Clause>
2232                     <SimpleClause leftArgument = "value">
2233                         <StringClause stringPredicate = "-Equal">myorg</StringClause>
2234                     </SimpleClause>
2235                 </Clause>
2236             </LocalizedStringFilter>
2237         </NameBranch>
2238     </OrganizationQuery>
2239 </UserBranch>
2240 </AuditableEventQuery>
2241 </FilterQuery>
2242 </AdhocQueryRequest>
2243

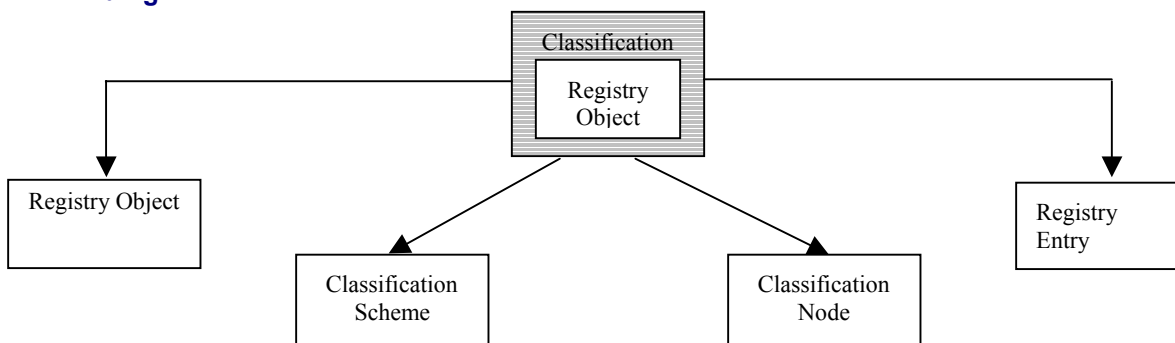
```

## 2244 8.2.6 ClassificationQuery

### 2245 Purpose

2246 To identify a set of classification instances as the result of a query over selected registry  
2247 metadata.

### 2248 ebRIM Binding



2249 **Figure 20: ebRIM Binding for ClassificationQuery**

### 2250 Definition

```

2251 <complexType name = "ClassificationQueryType">
2252     <complexContent>
2253         <extension base = "tns:RegistryObjectQueryType">
2254             <sequence>
2255                 <element ref = "tns:ClassificationFilter" minOccurs = "0" maxOccurs="1"/>
2256

```

```

2257     <element ref = "tns:ClassificationSchemeQuery" minOccurs = "0" maxOccurs="1"/>
2258     <element ref = "tns:ClassificationNodeQuery" minOccurs = "0" maxOccurs="1"/>
2259     <element ref = "tns:RegistryObjectQuery" minOccurs = "0" maxOccurs="1"/>
2260     <element ref = "tns:RegistryEntryQuery" minOccurs = "0" maxOccurs="1"/>
2261     </sequence>
2262   </extension>
2263 </complexContent>
2264 </complexType>
2265 <element name = "ClassificationQuery" type = "tns:ClassificationQueryType"/>
2266
2267 <element name="ClassificationQueryResult">
2268   <complexType>
2269     <choice minOccurs="0" maxOccurs="unbounded">
2270       <element ref="rim:ObjectRef" />
2271       <element ref="rim:RegistryObject" />
2272       <element ref="rim:Classification" />
2273     </choice>
2274   </complexType>
2275 </element>
2276

```

## 2277 Semantic Rules

- 2278 1. Let C denote the set of all persistent Classification instances in the Registry. The following
 2279 steps will eliminate instances in C that do not satisfy the conditions of the specified filters.
  - 2280 a) If C is empty then continue to the next numbered rule.
  - 2281 b) If a ClassificationFilter element is not directly contained in the ClassificationQuery
 2282 element, then go to the next step; otherwise let x be an classification instance in C. If x
 2283 does not satisfy the ClassificationFilter then remove x from C. If C is empty then
 2284 continue to the next numbered rule.
  - 2285 c) If a ClassificationSchemeQuery is not specified then go to the next step; otherwise, let x
 2286 be a remaining classification in C. If the defining classification scheme of x does not
 2287 satisfy the ClassificationSchemeQuery as defined in Section 8.2.8, then remove x from C.
 2288 If C is empty then continue to the next numbered rule.
  - 2289 d) If a ClassificationNodeQuery is not specified then go to the next step; otherwise, let x be
 2290 a remaining classification in C. If the classification node of x does not satisfy the
 2291 ClassificationNodeQuery as defined in Section 8.2.7, then remove x from C. If C is
 2292 empty then continue to the next numbered rule.
  - 2293 e) If a RegistryObjectQuery element is not specified then go to the next step; otherwise, let
 2294 x be a remaining classification in C. Treat RegistryObjectQuery element as follows: Let
 2295 RO be the result set of the RegistryObjectQuery as defined in Section 8.2.2. If x is not a
 2296 classification of at least one registry object in RO, then remove x from C. If C is empty
 2297 then continue to the next numbered rule.
  - 2298 f) If a RegistryEntryQuery element is not specified then go to the next step; otherwise, let x
 2299 be a remaining classification in C. Treat RegistryEntryQuery element as follows: Let RE
 2300 be the result set of the RegistryEntryQuery as defined in Section 8.2.3. If x is not a
 2301 classification of at least one registry entry in RE, then remove x from C. If C is empty
 2302 then continue to the next numbered rule.

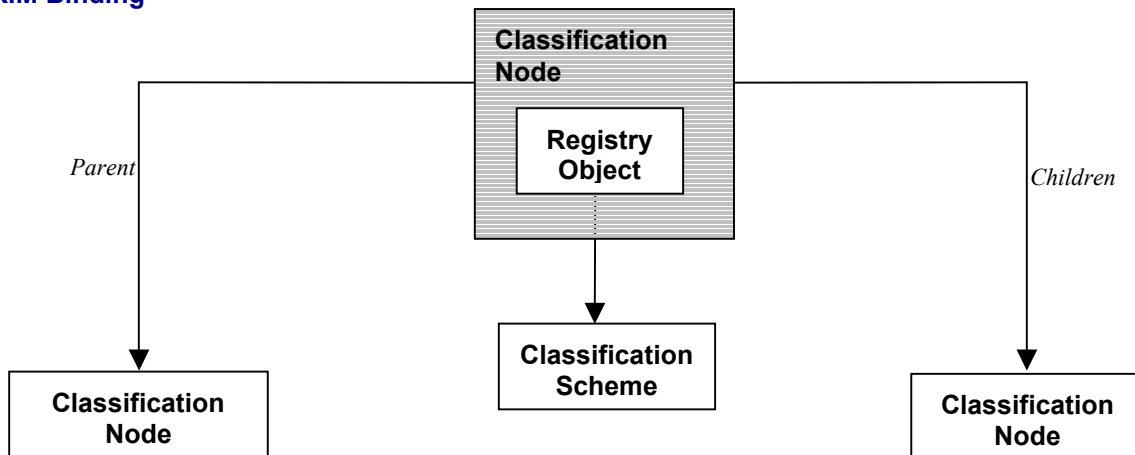
- 2303 2. If C is empty, then raise the warning: *classification query result is empty*; otherwise  
 2304 otherwise, set C to be the result of the ClassificationQuery.  
 2305 3. Return the result and any accumulated warnings or exceptions (in the RegistryErrorList)  
 2306 within the RegistryResponse.

## 2307 8.2.7 ClassificationNodeQuery

### 2308 Purpose

2309 To identify a set of classification node instances as the result of a query over selected registry  
 2310 metadata.

### 2311 ebRIM Binding



2312 Figure 21: ebRIM Binding for ClassificationNodeQuery

### 2313 Definition

```

2314 <complexType name="ClassificationNodeQueryType">
2315   <complexContent>
2316     <extension base="tns:RegistryObjectQueryType">
2317       <sequence>
2318         <element ref="tns:ClassificationNodeFilter" minOccurs="0" maxOccurs="1" />
2319         <element ref="tns:ClassificationSchemeQuery" minOccurs="0" maxOccurs="1" />
2320         <element name="ClassificationNodeParentBranch" type="ClassificationNodeQueryType" minOccurs="0"
2321           maxOccurs="1" />
2322         <element name="ClassificationNodeChildrenBranch" type="ClassificationNodeQueryType"
2323           minOccurs="0" maxOccurs="unbounded" />
2324       </sequence>
2325     </extension>
2326   </complexContent>
2327 </complexType>
2328 <element name="ClassificationNodeQuery" type="tns:ClassificationNodeQueryType" />
2329
2330 <element name="ClassificationNodeQueryResult">
2331   <complexType>
2332     <choice minOccurs="0" maxOccurs="unbounded">
2333       <element ref="rim:ObjectRef" />
2334       <element ref="rim:RegistryObject" />
2335       <element ref="rim:ClassificationNode" />
2336     </choice>
2337   </complexType>
  
```

```
2338 </complexType>
2339 </element>
2340
```

## 2341 **Semantic Rules**

- 2342 1. Let CN denote the set of all persistent ClassificationNode instances in the Registry. The  
2343 following steps will eliminate instances in CN that do not satisfy the conditions of the  
2344 specified filters.
- 2345 a) If CN is empty then continue to the next numbered rule.
- 2346 b) If a ClassificationNodeFilter is not specified then go to the next step; otherwise, let x be a  
2347 classification node in CN. If x does not satisfy the ClassificationNodeFilter then remove  
2348 x from CN. If CN is empty then continue to the next numbered rule.
- 2349 c) If a ClassificationSchemeQuery is not specified then go to the next step; otherwise, let x  
2350 be a remaining classification node in CN. If the defining classification scheme of x does  
2351 not satisfy the ClassificationSchemeQuery as defined in Section 8.2.8, then remove x  
2352 from CN. If CN is empty then continue to the next numbered rule.
- 2353 d) If a ClassificationNodeParentBranch element is not specified, then go to the next step;  
2354 otherwise, let x be a remaining classification node in CN and execute the following  
2355 paragraph with n=x.  
2356 Let n be a classification node instance. If n does not have a parent node (i.e. if n is a base  
2357 level node), then remove x from CN and go to the next step; otherwise, let p be the parent  
2358 node of n. If a ClassificationNodeFilter element is directly contained in the  
2359 ClassificationNodeParentBranch and if p does not satisfy the ClassificationNodeFilter,  
2360 then remove x from CN. If CN is empty then continue to the next numbered rule. If a  
2361 ClassificationSchemeQuery element is directly contained in the  
2362 ClassificationNodeParentBranch and if defining classification scheme of p does not  
2363 satisfy the ClassificationSchemeQuery, then remove x from CN. If CN is empty then  
2364 continue to the next numbered rule.  
2365 If another ClassificationNodeParentBranch element is directly contained within this  
2366 ClassificationNodeParentBranch element, then repeat the previous paragraph with n=p.
- 2367 e) If a ClassificationNodeChildrenBranch element is not specified, then continue to the next  
2368 numbered rule; otherwise, let x be a remaining classification node in CN. If x is not the  
2369 parent node of some ClassificationNode instance, then remove x from CN and if CN is  
2370 empty continue to the next numbered rule; otherwise, treat each  
2371 ClassificationNodeChildrenBranch element separately and execute the following  
2372 paragraph with n = x.

- 2373 Let *n* be a classification node instance. If a ClassificationNodeFilter element is not  
 2374 specified within the ClassificationNodeChildrenBranch element then let CNC be the set  
 2375 of all classification nodes that have *n* as their parent node; otherwise, let CNC be the set  
 2376 of all classification nodes that satisfy the ClassificationNodeFilter and have *n* as their  
 2377 parent node. If CNC is empty, then remove *x* from CN and if CN is empty continue to the  
 2378 next numbered rule; otherwise, let *c* be any member of CNC. If a  
 2379 ClassificationSchemeQuery element is directly contained in the  
 2380 ClassificationNodeChildrenBranch and if the defining classification scheme of *c* does not  
 2381 satisfy the ClassificationSchemeQuery then remove *c* from CNC. If CNC is empty then  
 2382 remove *x* from CN. If CN is empty then continue to the next numbered rule; otherwise,  
 2383 let *y* be an element of CNC and continue with the next paragraph.
- 2384 If the ClassificationNodeChildrenBranch element is terminal, i.e. if it does not directly  
 2385 contain another ClassificationNodeChildrenBranch element, then continue to the next  
 2386 numbered rule; otherwise, repeat the previous paragraph with the new  
 2387 ClassificationNodeChildrenBranch element and with *n* = *y*.
- 2388 f) Let CN be the set of remaining ClassificationNode instances. Evaluate inherited  
 2389 RegistryObjectQuery over CN as explained in Section 8.2.2.
- 2390 2. If CN is empty, then raise the warning: **classification node query result is empty**; otherwise  
 2391 set CN to be the result of the ClassificationNodeQuery.
- 2392 3. Return the result and any accumulated warnings or exceptions (in the RegistryErrorList)  
 2393 within the RegistryResponse.

#### 2394 Path Filter Expression usage in ClassificationNodeFilter

2395 The path filter expression is used to match classification nodes in ClassificationNodeFilter  
 2396 elements involving the path attribute of the ClassificationNode class as defined by the getPath  
 2397 method in [ebRIM].

2398 The path filter expressions are based on a very small and proper sub-set of location path syntax  
 2399 of XPath.

2400 The path filter expression syntax includes support for matching multiple nodes by using wild  
 2401 card syntax as follows:

- 2402 • Use of '\*' as a wildcard in place of any path element in the pathFilter
- 2403 • Use of '/' syntax to denote any descendent of a node in the pathFilter

2404 It is defined by the following BNF grammar:

```

2405 pathFilter      ::= '/' schemeId nodePath
2406 nodePath       ::= slashes nodeCode
2407                | slashes '*'
2408                | slashes nodeCode ( nodePath )?
2409 Slashes ::= '/' | '/'
2410
2411
```

2412 In the above grammar, schemeId is the id attribute of the ClassificationScheme instance. In the  
 2413 above grammar nodeCode is defined by NCName production as defined by

2414 <http://www.w3.org/TR/REC-xml-names/#NT-NCName>.

2415 The semantic rules for the ClassificationNodeFilter element allow the use of path attribute as a  
 2416 filter that is based on the EQUAL clause. The pattern specified for matching the EQUAL clause  
 2417 is a PATH Filter expression.

2418 This is illustrated in the following example that matches all second level nodes in  
 2419 ClassificationScheme with id 'Geography-id' and with code 'Japan':

```

2420 <ClassificationNodeQuery>
2421   <ClassificationNodeFilter>
2422     <Clause>
2423       <SimpleClause leftArgument = "path">
2424         <StringClause stringPredicate = "Equal">//Geography-id/*/Japan</StringClause>
2425       </SimpleClause>
2426     </Clause>
2427   </ClassificationNodeFilter>
2428 </ClassificationNodeQuery>
    
```

2431 **Use Cases and Examples of Path Filter Expressions**

2432 The following table lists various use cases and examples using the sample Geography scheme  
 2433 below:

```

2434 <ClassificationScheme id='Geography-id' name="Geography" />
2435
2436 <ClassificationNode id="NorthAmerica-id" parent="Geography-id" code="NorthAmerica" />
2437 <ClassificationNode id="UnitedStates-id" parent="NorthAmerica-id" code="UnitedStates" />
2438
2439 <ClassificationNode id="Asia-id" parent="Geography-id" code="Asia" />
2440 <ClassificationNode id="Japan-id" parent="Asia-id" code="Japan" />
2441 <ClassificationNode id="Tokyo-id" parent="Japan-id" code="Tokyo" />
2442
2443
    
```

2444 **Table 10: Path Filter Expressions for Use Cases**

Use Case	PATH Expression	Description
Match all nodes in first level that have a specified value	/Geography-id/NorthAmerica	Find all first level nodes whose code is 'NorthAmerica'
Find all children of first level node whose code is "NorthAmerica"	/Geography-id/NorthAmerica/*	Match all nodes whose first level path element has code "NorthAmerica"
Match all nodes that have a specified value regardless of level	/ Geography-id//Japan	Find all nodes with code "Japan"
Match all nodes in the second level that have a specified value	/Geography-id/*/Japan	Find all second level nodes with code 'Japan'
Match all nodes in the 3rd level that have a specified value	/ Geography-id/*/*/Tokyo	Find all third level nodes with code 'Tokyo'

2445 **Examples**

2446 A client application wishes to identify all of the classification nodes in the first three levels of a  
 2447 classification scheme hierarchy. The client knows that the name of the underlying classification



2448 scheme is “urn:ebxml:cs:myscheme”. The following query identifies all nodes at the first three  
 2449 levels.

```

2450
2451 <AdhocQueryRequest>
2452   <ResponseOption returnType = "LeafClass"/>
2453   <FilterQuery>
2454     <ClassificationNodeQuery>
2455       <ClassificationNodeFilter>
2456         <Clause>
2457           <SimpleClause leftArgument = "levelNumber">
2458             <RationalClause logicalPredicate = "LE">
2459               <IntClause>3</IntClause>
2460             </RationalClause>
2461           </SimpleClause>
2462         </Clause>
2463       </ClassificationNodeFilter>
2464     </ClassificationNodeQuery>
2465     <NameBranch>
2466       <LocalizedStringFilter>
2467         <Clause>
2468           <SimpleClause leftArgument = "value">
2469             <StringClause stringPredicate = "Equal">urn:ebxml:cs:myscheme</StringClause>
2470           </SimpleClause>
2471         </Clause>
2472       </LocalizedStringFilter>
2473     </NameBranch>
2474   </ClassificationSchemeQuery>
2475 </ClassificationNodeQuery>
2476 </FilterQuery>
2477 </AdhocQueryRequest>
2478
  
```

2479 If, instead, the client wishes all levels returned, they could simply delete the  
 2480 ClassificationNodeFilter element from the query.

2481 The following query finds all children nodes of a first level node whose code is NorthAmerica.

```

2482
2483 <AdhocQueryRequest>
2484   <ResponseOption returnType = "LeafClass"/>
2485   <FilterQuery>
2486     <ClassificationNodeQuery>
2487       <ClassificationNodeFilter>
2488         <Clause>
2489           <SimpleClause leftArgument = "path">
2490             <StringClause stringPredicate = "Equal">/Geography-id/NorthAmerica/*</StringClause>
2491           </SimpleClause>
2492         </Clause>
2493       </ClassificationNodeFilter>
2494     </ClassificationNodeQuery>
2495   </FilterQuery>
2496 </AdhocQueryRequest>
2497
  
```

2498 The following query finds all third level nodes with code of Tokyo.

```

2499
2500 <AdhocQueryRequest>
2501   <ResponseOption returnType = "LeafClass" returnComposedObjects = "True"/>
2502   <FilterQuery>
  
```

```

2503 <ClassificationNodeQuery>
2504   <ClassificationNodeFilter>
2505     <Clause>
2506       <SimpleClause leftArgument = "path">
2507         <StringClause stringPredicate = "Equal">/Geography-id/*/*/Tokyo</StringClause>
2508       </SimpleClause>
2509     </Clause>
2510   </ClassificationNodeFilter>
2511 </ClassificationNodeQuery>
2512 </FilterQuery>
2513 </AdhocQueryRequest>
2514


```

## 2515 8.2.8 ClassificationSchemeQuery

### 2516 Purpose

2517 To identify a set of classification scheme instances as the result of a query over selected registry  
2518 metadata.

### 2519 ebRIM Binding



2520 **Figure 22: ebRIM Binding for ClassificationSchemeQuery**

### 2521 Definition

```

2522 <complexType name="ClassificationSchemeQueryType">
2523   <complexContent>
2524     <extension base="tns:RegistryEntryQueryType">
2525       <sequence>
2526         <element ref="tns:ClassificationSchemeFilter" minOccurs="0" maxOccurs="1" />
2527       </sequence>
2528     </extension>
2529   </complexContent>
2530 </complexType>
2531 <element name="ClassificationSchemeQuery" type="tns:ClassificationSchemeQueryType" />
2532
2533

```

### 2534 Semantic Rules

- 2535 1. Let CS denote the set of all persistent ClassificationScheme instances in the Registry. The  
2536 following steps will eliminate instances in CS that do not satisfy the conditions of the  
2537 specified filters.
  - 2538 a) If CS is empty then continue to the next numbered rule.
  - 2539 b) If a ClassificationSchemeFilter is not specified then go to the next step; otherwise, let x  
2540 be a classification scheme in CS. If x does not satisfy the ClassificationSchemeFilter,  
2541 then remove x from CS. If CS is empty then continue to the next numbered rule.

- 2542 c) Let CS be the set of remaining ClassificationScheme instances. Evaluate inherited  
2543 RegistryEntryQuery over CS as explained in Section 8.2.3.
- 2544 2. If CS is empty, then raise the warning: *classification scheme query result is empty*; otherwise,  
2545 set CS to be the result of the ClassificationSchemeQuery.
- 2546 3. Return the result and any accumulated warnings or exceptions (in the RegistryErrorList)  
2547 within the RegistryResponse.

### 2548 Examples

2549 A client application wishes to identify all classification scheme instances in the Registry.

```
2550 <AdhocQueryRequest>
2551   <ResponseOption returnType = "LeafClass"/>
2552   <FilterQuery>
2553     <ClassificationSchemeQuery/>
2554   </FilterQuery>
2555 </AdhocQueryRequest>
```

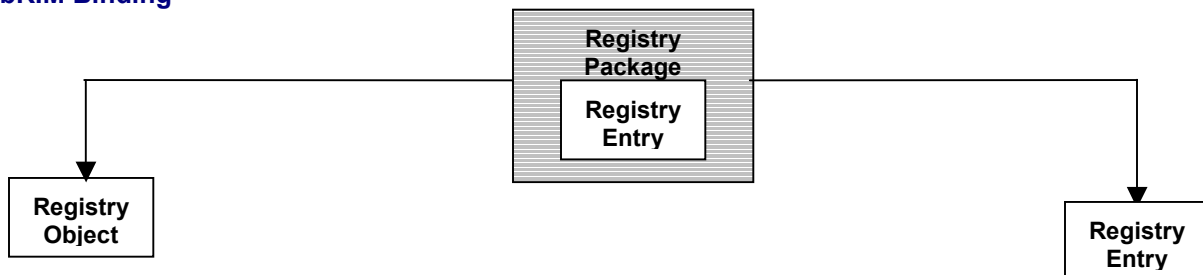
2556

## 2557 8.2.9 RegistryPackageQuery

### 2558 Purpose

2559 To identify a set of registry package instances as the result of a query over selected registry  
2560 metadata.

### 2561 ebRIM Binding



2562 Figure 23: ebRIM Binding for RegistryPackageQuery

### 2563 Definition

```
2564 <complexType name="RegistryPackageQueryType">
2565   <complexContent>
2566     <extension base="tns:RegistryEntryQueryType">
2567       <sequence>
2568         <element ref="tns:RegistryPackageFilter" minOccurs="0" maxOccurs="1" />
2569         <element ref="tns:RegistryObjectQuery" minOccurs="0" maxOccurs="unbounded" />
2570         <element ref="tns:RegistryEntryQuery" minOccurs="0" maxOccurs="unbounded" />
2571       </sequence>
2572     </extension>
2573   </complexContent>
2574 </complexType>
2575 <element name="RegistryPackageQuery" type="tns:RegistryPackageQueryType" />
2576 <element name="RegistryPackageQueryResult">
```

```

2579 <complexType>
2580   <choice minOccurs="0" maxOccurs="unbounded">
2581     <element ref="rim:ObjectRef" />
2582     <element ref="rim:RegistryEntry" />
2583     <element ref="rim:RegistryObject" />
2584     <element ref="rim:RegistryPackage" />
2585   </choice>
2586 </complexType>
2587 </element>
2588

```

## 2589 Semantic Rules

- 2590 1. Let RP denote the set of all persistent RegistryPackage instances in the Registry. The  
2591 following steps will eliminate instances in RP that do not satisfy the conditions of the  
2592 specified filters.
  - 2593 a) If RP is empty then continue to the next numbered rule.
  - 2594 b) If a RegistryPackageFilter is not specified, then continue to the next numbered rule;  
2595 otherwise, let x be a registry package instance in RP. If x does not satisfy the  
2596 RegistryPackageFilter then remove x from RP. If RP is empty then continue to the next  
2597 numbered rule.
  - 2598 c) If a RegistryObjectQuery element is directly contained in the RegistryPackageQuery  
2599 element then treat each RegistryObjectQuery as follows: let RO be the set of  
2600 RegistryObject instances returned by the RegistryObjectQuery as defined in Section 8.2.2  
2601 and let PO be the subset of RO that are members of the package x. If PO is empty, then  
2602 remove x from RP. If RP is empty then continue to the next numbered rule. If a  
2603 RegistryEntryQuery element is directly contained in the RegistryPackageQuery element  
2604 then treat each RegistryEntryQuery as follows: let RE be the set of RegistryEntry  
2605 instances returned by the RegistryEntryQuery as defined in Section 8.2.3 and let PE be  
2606 the subset of RE that are members of the package x. If PE is empty, then remove x from  
2607 RP. If RP is empty then continue to the next numbered rule.
  - 2608 d) Let RP be the set of remaining RegistryPackage instances. Evaluate inherited  
2609 RegistryEntryQuery over RP as explained in Section 8.2.3.
- 2610 2. If RP is empty, then raise the warning: **registry package query result is empty**; otherwise set  
2611 RP to be the result of the RegistryPackageQuery.
- 2612 3. Return the result and any accumulated warnings or exceptions (in the RegistryErrorList)  
2613 within the RegistryResponse.

## 2614 Examples

2615 A client application wishes to identify all package instances in the Registry that contain an  
2616 Invoice extrinsic object as a member of the package.

```

2617 <AdhocQueryRequest>
2618   <ResponseOption returnType = "LeafClass"/>
2619   <FilterQuery>
2620     <RegistryPackageQuery>
2621       <RegistryEntryQuery>
2622         <RegistryEntryFilter>
2623           <Clause>
2624

```

```

2625     <SimpleClause leftArgument = "objectType">
2626         <StringClause stringPredicate = "Equal">Invoice</StringClause>
2627     </SimpleClause>
2628 </Clause>
2629 </RegistryEntryFilter>
2630 </RegistryEntryQuery>
2631 </RegistryPackageQuery>
2632 </FilterQuery>
2633 </AdhocQueryRequest>
2634

```

2635 A client application wishes to identify all package instances in the Registry that are not empty.

```

2636
2637 <AdhocQueryRequest>
2638   <ResponseOption returnType = "LeafClass"/>
2639   <FilterQuery>
2640     <RegistryPackageQuery>
2641       <RegistryObjectQuery/>
2642     </RegistryPackageQuery>
2643   </FilterQuery>
2644 </AdhocQueryRequest>
2645

```

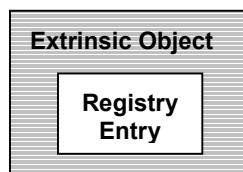
2646 A client application wishes to identify all package instances in the Registry that are empty. Since  
 2647 the RegistryPackageQuery is not set up to do negations, clients will have to do two separate  
 2648 RegistryPackageQuery requests, one to find all packages and another to find all non-empty  
 2649 packages, and then do the set difference themselves. Alternatively, they could do a more  
 2650 complex RegistryEntryQuery and check that the packaging association between the package and  
 2651 its members is non-existent.

2652 Note: A registry package is an intrinsic RegistryEntry instance that is completely determined by  
 2653 its associations with its members. Thus a RegistryPackageQuery can always be re-specified as an  
 2654 equivalent RegistryEntryQuery using appropriate “Source” and “Target” associations. However,  
 2655 the equivalent RegistryEntryQuery is often more complicated to write.

## 2656 8.2.10 ExtrinsicObjectQuery

### 2657 Purpose

2658 To identify a set of extrinsic object instances as the result of a query over selected registry  
 2659 metadata.



### 2660 ebRIM Binding

2661

Figure 24: ebRIM Binding for ExtrinsicObjectQuery

### 2662 Definition

2663

```

2664 <complexType name="ExtrinsicObjectQueryType">
2665   <complexContent>
2666     <extension base="tns:RegistryEntryQueryType">
2667       <sequence>
2668         <element ref="tns:ExtrinsicObjectFilter" minOccurs="0" maxOccurs="1" />
2669       </sequence>
2670     </extension>
2671   </complexContent>
2672 </complexType>
2673 <element name="ExtrinsicObjectQuery" type="tns:ExtrinsicObjectQueryType" />
2674
2675 <element name="ExtrinsicObjectQueryResult">
2676   <complexType>
2677     <choice minOccurs="0" maxOccurs="unbounded">
2678       <element ref="rim:ObjectRef" />
2679       <element ref="rim:RegistryEntry" />
2680       <element ref="rim:RegistryObject" />
2681       <element ref="rim:ExtrinsicObject" />
2682     </choice>
2683   </complexType>
2684 </element>
2685

```

## 2686 **Semantic Rules**

- 2687 1. Let EO denote the set of all persistent ExtrinsicObject instances in the Registry. The  
2688 following steps will eliminate instances in EO that do not satisfy the conditions of the  
2689 specified filters.
  - 2690 a) If EO is empty then continue to the next numbered rule.
  - 2691 b) If a ExtrinsicObjectFilter is not specified then go to the next step; otherwise, let x be an  
2692 extrinsic object in EO. If x does not satisfy the ExtrinsicObjectFilter then remove x from  
2693 EO. If EO is empty then continue to the next numbered rule.
  - 2694 c) Let EO be the set of remaining ExtrinsicObject instances. Evaluate inherited  
2695 RegistryEntryQuery over EO as explained in Section 8.2.3.
- 2696 2. If EO is empty, then raise the warning: *extrinsic object query result is empty*; otherwise, set  
2697 EO to be the result of the ExtrinsicObjectQuery.
- 2698 3. Return the result and any accumulated warnings or exceptions (in the RegistryErrorList)  
2699 within the RegistryResponse.

## 2700 **8.2.11 OrganizationQuery**

### 2701 **Purpose**

2702 To identify a set of organization instances as the result of a query over selected registry  
2703 metadata.

### 2704 **ebRIM Binding**

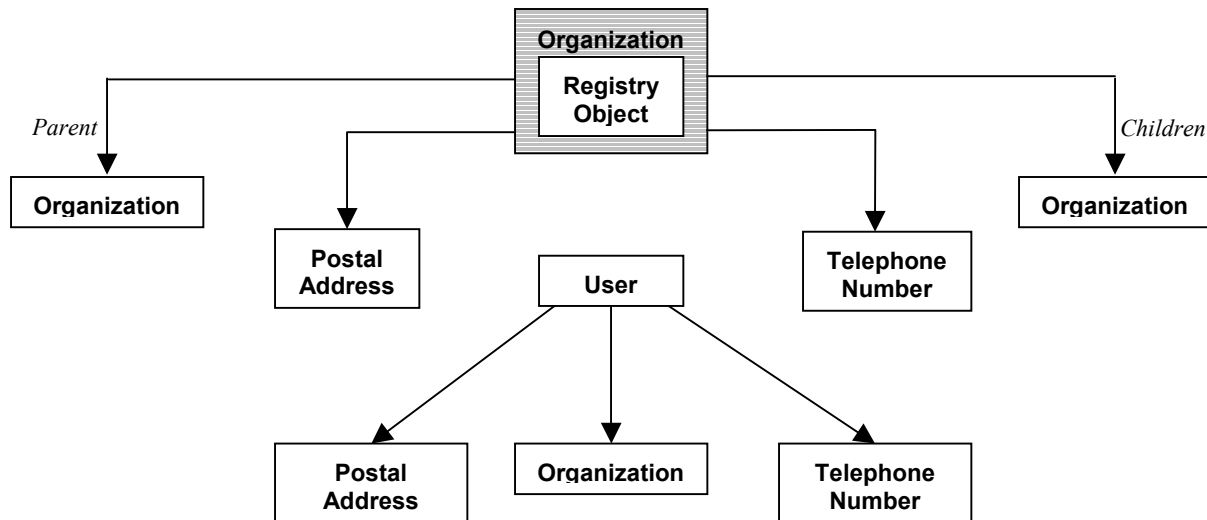


Figure 25: ebRIM Binding for OrganizationQuery

2705

### 2706 Definition

```

2707 <complexType name="OrganizationQueryType">
2708   <complexContent>
2709     <extension base="tns:RegistryObjectQueryType">
2710       <sequence>
2711         <element ref="tns:OrganizationFilter" minOccurs="0" maxOccurs="1" />
2712         <element ref="tns:PostalAddressFilter" minOccurs="0" maxOccurs="1" />
2713         <element ref="tns:TelephoneNumberFilter" minOccurs="0" maxOccurs="unbounded" />
2714         <element ref="tns:UserBranch" minOccurs="0" maxOccurs="1" />
2715         <element name="OrganizationParentBranch" type="tns:OrganizationQueryType" minOccurs="0"
2716           maxOccurs="1" />
2717         <element name="OrganizationChildrenBranch" type="tns:OrganizationQueryType" minOccurs="0"
2718           maxOccurs="unbounded" />
2719       </sequence>
2720     </extension>
2721   </complexContent>
2722 </complexType>
2723 <element name="OrganizationQuery" type="tns:OrganizationQueryType" />
2724
2725 <element name="OrganizationQueryResult">
2726   <complexType>
2727     <choice minOccurs="0" maxOccurs="unbounded">
2728       <element ref="rim:ObjectRef" />
2729       <element ref="rim:RegistryObject" />
2730       <element ref="rim:Organization" />
2731     </choice>
2732   </complexType>
2733 </element>
2734
2735
  
```

### 2736 Semantic Rules

- 2737 1. Let ORG denote the set of all persistent Organization instances in the Registry. The
- 2738 following steps will eliminate instances in ORG that do not satisfy the conditions of the
- 2739 specified filters.
- 2740 a) If ORG is empty then continue to the next numbered rule.

- 2741 b) If an OrganizationFilter element is not directly contained in the OrganizationQuery  
2742 element, then go to the next step; otherwise let x be an organization instance in ORG. If x  
2743 does not satisfy the OrganizationFilter then remove x from ORG. If ORG is empty then  
2744 continue to the next numbered rule.
- 2745 c) If a PostalAddressFilter element is not directly contained in the OrganizationQuery  
2746 element then go to the next step; otherwise, let x be an extrinsic object in ORG. If postal  
2747 address of x does not satisfy the PostalAddressFilter then remove x from ORG. If ORG is  
2748 empty then continue to the next numbered rule.
- 2749 d) If no TelephoneNumberFilter element is directly contained in the OrganizationQuery  
2750 element then go to the next step; otherwise, let x be an extrinsic object in ORG. If any of  
2751 the TelephoneNumberFilters isn't satisfied by some of the telephone numbers of x then  
2752 remove x from ORG. If ORG is empty then continue to the next numbered rule.
- 2753 e) If a UserBranch element is not directly contained in the OrganizationQuery element then  
2754 go to the next step; otherwise, let x be an extrinsic object in ORG. Let u be the user  
2755 instance that is affiliated with x. If a UserFilter element is specified within the  
2756 UserBranch, and if u does not satisfy that filter, then remove x from ORG. If a  
2757 PostalAddressFilter element is specified within the UserBranch, and if the postal address  
2758 of u does not satisfy that filter, then remove x from ORG. If TelephoneNumberFilter(s)  
2759 are specified within the UserBranch and if any of the TelephoneNumberFilters isn't  
2760 satisfied by some of the telephone numbers of x then remove x from ORG. If  
2761 EmailAddressFilter(s) are specified within the UserBranch and if any of the  
2762 EmailAddressFilters isn't satisfied by some of the email addresses of x then remove x  
2763 from ORG. If an OrganizationQuery element is specified within the UserBranch, then let  
2764 o be the Organization instance that is identified by the organization that u is affiliated  
2765 with. If o doesn't satisfy OrganizationQuery as defined in Section 8.2.11 then remove x  
2766 from ORG. If ORG is empty then continue to the next numbered rule.
- 2767 f) If a OrganizationParentBranch element is not specified within the OrganizationQuery,  
2768 then go to the next step; otherwise, let x be an extrinsic object in ORG. Execute the  
2769 following paragraph with o = x:  
2770 Let o be an organization instance. If an OrganizationFilter is not specified within the  
2771 OrganizationParentBranch and if o has no parent (i.e. if o is a root organization in the  
2772 Organization hierarchy), then remove x from ORG; otherwise, let p be the parent  
2773 organization of o. If p does not satisfy the OrganizationFilter, then remove x from ORG.  
2774 If ORG is empty then continue to the next numbered rule.  
2775 If another OrganizationParentBranch element is directly contained within this  
2776 OrganizationParentBranch element, then repeat the previous paragraph with o = p.
- 2777 g) If a OrganizationChildrenBranch element is not specified, then continue to the next  
2778 numbered rule; otherwise, let x be a remaining organization in ORG. If x is not the parent  
2779 node of some organization instance, then remove x from ORG and if ORG is empty  
2780 continue to the next numbered rule; otherwise, treat each OrganizationChildrenBranch  
2781 element separately and execute the following paragraph with n = x.



- 2782 Let  $n$  be an organization instance. If an OrganizationFilter element is not specified within  
 2783 the OrganizationChildrenBranch element then let ORGC be the set of all organizations  
 2784 that have  $n$  as their parent node; otherwise, let ORGC be the set of all organizations that  
 2785 satisfy the OrganizationFilter and have  $n$  as their parent node. If ORGC is empty, then  
 2786 remove  $x$  from ORG and if ORG is empty continue to the next numbered rule; otherwise,  
 2787 let  $c$  be any member of ORGC. If a PostalAddressFilter element is directly contained in  
 2788 the OrganizationChildrenBranch and if the postal address of  $c$  does not satisfy the  
 2789 PostalAddressFilter then remove  $c$  from ORGC. If ORGC is empty then remove  $x$  from  
 2790 ORG. If ORG is empty then continue to the next numbered rule. If no  
 2791 TelephoneNumberFilter element is directly contained in the OrganizationChildrenBranch  
 2792 and if any of the TelephoneNumberFilters isn't satisfied by some of the telephone  
 2793 numbers of  $c$  then remove  $c$  from ORGC. If ORGC is empty then remove  $x$  from ORG. If  
 2794 ORG is empty then continue to the next numbered rule; otherwise, let  $y$  be an element of  
 2795 ORGC and continue with the next paragraph.
- 2796 If the OrganizationChildrenBranch element is terminal, i.e. if it does not directly contain  
 2797 another OrganizationChildrenBranch element, then continue to the next numbered rule;  
 2798 otherwise, repeat the previous paragraph with the new OrganizationChildrenBranch  
 2799 element and with  $n = y$ .
- 2800 h) Let ORG be the set of remaining Organization instances. Evaluate inherited  
 2801 RegistryObjectQuery over ORG as explained in Section 8.2.2.
- 2802 2. If ORG is empty, then raise the warning: *organization query result is empty*; otherwise set  
 2803 ORG to be the result of the OrganizationQuery.
- 2804 3. Return the result and any accumulated warnings or exceptions (in the RegistryErrorList)  
 2805 within the RegistryResponse.

## 2806 Examples

2807 A client application wishes to identify a set of organizations, based in France, that have  
 2808 submitted a PartyProfile extrinsic object this year.

```

2809 <AdhocQueryRequest>
2810 <ResponseOption returnType = "LeafClass" returnComposedObjects = "True"/>
2811 <FilterQuery>
2812 <OrganizationQuery>
2813 <SourceAssociationBranch>
2814 <AssociationFilter>
2815 <Clause>
2816 <SimpleClause leftArgument = "associationType">
2817 <StringClause stringPredicate = "Equal">SubmitterOf</StringClause>
2818 </SimpleClause>
2819 </Clause>
2820 </AssociationFilter>
2821 <RegistryObjectQuery>
2822 <RegistryObjectFilter>
2823 <Clause>
2824 <SimpleClause leftArgument = "objectType">
2825 <StringClause stringPredicate = "Equal">CPP</StringClause>
2826 </SimpleClause>
2827 </Clause>
2828 </RegistryObjectFilter>
2829 <AuditableEventQuery>
2830 <AuditableEventFilter>
2831 <Clause>
2832 <SimpleClause leftArgument = "timestamp">
2833 <RationalClause logicalPredicate = "GE">
2834 <DateTimeClause>2000-01-01T00:00:00-05:00</DateTimeClause>
2835 </RationalClause>
2836 </Clause>
  
```

```

2837         </SimpleClause>
2838     </Clause>
2839     </AuditableEventFilter>
2840 </AuditableEventQuery>
2841 </RegistryObjectQuery>
2842 </SourceAssociationBranch>
2843 <PostalAddressFilter>
2844     <Clause>
2845         <SimpleClause leftArgument = "country">
2846             <StringClause stringPredicate = "Equal">France</StringClause>
2847         </SimpleClause>
2848     </Clause>
2849 </PostalAddressFilter>
2850 </OrganizationQuery>
2851 </FilterQuery>
2852 </AdhocQueryRequest>
2853

```

2854 A client application wishes to identify all organizations that have Corporation named XYZ as a  
 2855 parent.

```

2856 <AdhocQueryRequest>
2857   <ResponseOption returnType = "LeafClass"/>
2858   <FilterQuery>
2859     <OrganizationQuery>
2860       <OrganizationParentBranch>
2861         <NameBranch>
2862           <LocalizedStringFilter>
2863             <Clause>
2864               <SimpleClause leftArgument = "value">
2865                 <StringClause stringPredicate = "Equal">XYZ</StringClause>
2866               </SimpleClause>
2867             </Clause>
2868           </LocalizedStringFilter>
2869         </NameBranch>
2870       </OrganizationParentBranch>
2871     </OrganizationQuery>
2872   </FilterQuery>
2873 </AdhocQueryRequest>
2874
2875

```

## 2876 8.2.12 ServiceQuery

### 2877 Purpose

2878

2879 To identify a set of service instances as the result of a query over selected registry metadata.

### 2880 ebRIM Binding

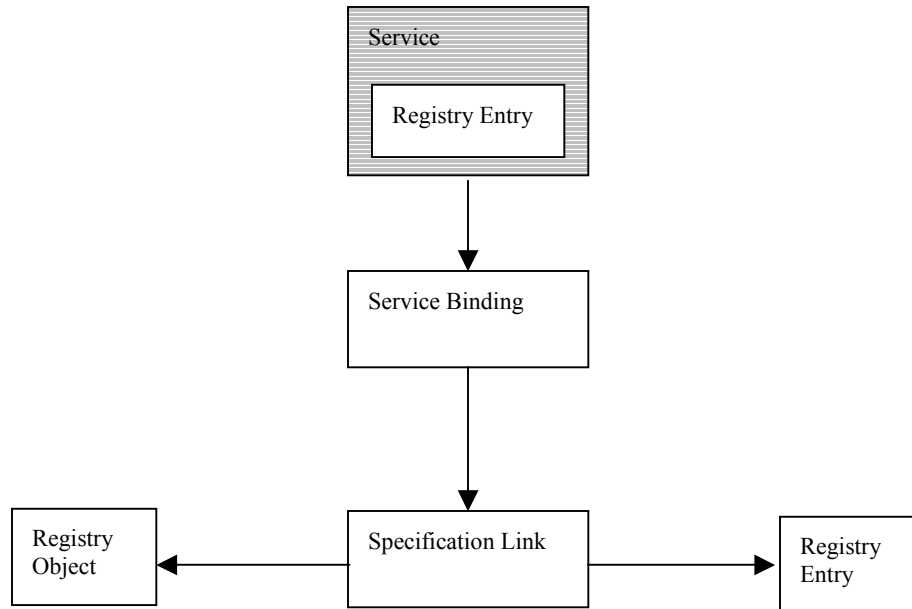


Figure 26: ebRIM Binding for ServiceQuery

2881

2882 **Definition**

2883

2884

2885

2886

2887

2888

2889

2890

2891

2892

2893

2894

2895

2896

2897

2898

2899

2900

2901

2902

2903

2904

2905

2906

2907

```

<complexType name="ServiceQueryType">
  <complexContent>
    <extension base="tns:RegistryEntryQueryType">
      <sequence>
        <element ref="tns:ServiceFilter" minOccurs="0"
          maxOccurs="1" />
        <element ref="tns:ServiceBindingBranch" minOccurs="0"
          maxOccurs="unbounded" />
      </sequence>
    </extension>
  </complexContent>
</complexType>
<element name="ServiceQuery" type="tns:ServiceQueryType" />

<element name="ServiceQueryResult">
  <complexType>
    <choice minOccurs="0" maxOccurs="unbounded">
      <element ref="rim:ObjectRef" />
      <element ref="rim:RegistryObject" />
      <element ref="rim:Service" />
    </choice>
  </complexType>
</element>
  
```

2908 **Semantic Rules**

2909

2910

2911

1. Let S denote the set of all persistent Service instances in the Registry. The following steps will eliminate instances in S that do not satisfy the conditions of the specified filters.
  - a) If S is empty then continue to the next numbered rule.

- 2912        b) If a ServiceFilter is not specified then go to the next step; otherwise, let x be a service in  
 2913        S. If x does not satisfy the ServiceFilter, then remove x from S. If S is empty then  
 2914        continue to the next numbered rule.
- 2915        c) If a ServiceBindingBranch is not specified then continue to the next numbered rule;  
 2916        otherwise, consider each ServiceBindingBranch element separately as follows:  
 2917        Let SB be the set of all ServiceBinding instances that describe binding of x. Let sb be the  
 2918        member of SB. If a ServiceBindingFilter element is specified within the  
 2919        ServiceBindingBranch, and if sb does not satisfy that filter, then remove sb from SB. If  
 2920        SB is empty then remove x from S. If S is empty then continue to the next numbered rule.  
 2921        If a SpecificationLinkBranch is not specified within the ServiceBindingBranch then  
 2922        continue to the next numbered rule; otherwise, consider each SpecificationLinkBranch  
 2923        element separately as follows:  
 2924        Let sb be a remaining service binding in SB. Let SL be the set of all specification link  
 2925        instances sl that describe specification links of sb. If a SpecificationLinkFilter element is  
 2926        specified within the SpecificationLinkBranch, and if sl does not satisfy that filter, then  
 2927        remove sl from SL. If SL is empty then remove sb from SB. If SB is empty then remove  
 2928        x from S. If S is empty then continue to the next numbered rule. If a RegistryObjectQuery  
 2929        element is specified within the SpecificationLinkBranch then let sl be a remaining  
 2930        specification link in SL. Treat RegistryObjectQuery element as follows: Let RO be the  
 2931        result set of the RegistryObjectQuery as defined in Section 8.2.2. If sl is not a  
 2932        specification link for some registry object in RO, then remove sl from SL. If SL is empty  
 2933        then remove sb from SB. If SB is empty then remove x from S. If S is empty then  
 2934        continue to the next numbered rule. If a RegistryEntryQuery element is specified within  
 2935        the SpecificationLinkBranch then let sl be a remaining specification link in SL. Treat  
 2936        RegistryEntryQuery element as follows: Let RE be the result set of the  
 2937        RegistryEntryQuery as defined in Section 8.2.3. If sl is not a specification link for some  
 2938        registry entry in RE, then remove sl from SL. If SL is empty then remove sb from SB. If  
 2939        SB is empty then remove x from S. If S is empty then continue to the next numbered rule.
- 2940        d) Let S be the set of remaining Service instances. Evaluate inherited RegistryEntryQuery  
 2941        over AE as explained in Section 8.2.3.
- 2942        2. If S is empty, then raise the warning: *service query result is empty*; otherwise set S to be the  
 2943        result of the ServiceQuery.
- 2944        3. Return the result and any accumulated warnings or exceptions (in the RegistryErrorList)  
 2945        within the RegistryResponse.

## 2946        **Examples**

2947

## 2948        **8.2.13 Registry Filters**

### 2949        **Purpose**

2950        To identify a subset of the set of all persistent instances of a given registry class.

### 2951        **Definition**

2952        `<complexType name="FilterType">`  
 2953

```

2954     <sequence>
2955         <element ref="tns:Clause" />
2956     </sequence>
2957 </complexType>
2958 <element name="RegistryObjectFilter" type="tns:FilterType" />
2959 <element name="RegistryEntryFilter" type="tns:FilterType" />
2960 <element name="ExtrinsicObjectFilter" type="tns:FilterType" />
2961 <element name="RegistryPackageFilter" type="tns:FilterType" />
2962 <element name="OrganizationFilter" type="tns:FilterType" />
2963 <element name="ClassificationNodeFilter" type="tns:FilterType" />
2964 <element name="AssociationFilter" type="tns:FilterType" />
2965 <element name="ClassificationFilter" type="tns:FilterType" />
2966 <element name="ClassificationSchemeFilter" type="tns:FilterType" />
2967 <element name="ExternalLinkFilter" type="tns:FilterType" />
2968 <element name="ExternalIdentifierFilter" type="tns:FilterType" />
2969 <element name="SlotFilter" type="tns:FilterType" />
2970 <element name="AuditableEventFilter" type="tns:FilterType" />
2971 <element name="UserFilter" type="tns:FilterType" />
2972 <element name="SlotValueFilter" type="tns:FilterType" />
2973 <element name="PostalAddressFilter" type="tns:FilterType" />
2974 <element name="TelephoneNumberFilter" type="tns:FilterType" />
2975 <element name="ServiceFilter" type="tns:FilterType" />
2976 <element name="ServiceBindingFilter" type="tns:FilterType" />
2977 <element name="SpecificationLinkFilter" type="tns:FilterType" />
2978 <element name="LocalizedStringFilter" type="tns:FilterType" />
2979

```

## 2980 Semantic Rules

- 2981 1. The Clause element is defined in Section 8.2.14.
- 2982 2. For every RegistryObjectFilter XML element, the leftArgument attribute of any containing  
 2983 SimpleClause shall identify a public attribute of the RegistryObject UML class defined in  
 2984 [ebRIM]. If not, raise exception: *object attribute error*. The RegistryObjectFilter returns a set  
 2985 of identifiers for RegistryObject instances whose attribute values evaluate to *True* for the  
 2986 Clause predicate.
- 2987 3. For every RegistryEntryFilter XML element, the leftArgument attribute of any containing  
 2988 SimpleClause shall identify a public attribute of the RegistryEntry UML class defined in  
 2989 [ebRIM]. If not, raise exception: *registry entry attribute error*. The RegistryEntryFilter  
 2990 returns a set of identifiers for RegistryEntry instances whose attribute values evaluate to *True*  
 2991 for the Clause predicate.
- 2992 4. For every ExtrinsicObjectFilter XML element, the leftArgument attribute of any containing  
 2993 SimpleClause shall identify a public attribute of the ExtrinsicObject UML class defined in  
 2994 [ebRIM]. If not, raise exception: *extrinsic object attribute error*. The ExtrinsicObjectFilter  
 2995 returns a set of identifiers for ExtrinsicObject instances whose attribute values evaluate to  
 2996 *True* for the Clause predicate.
- 2997 5. For every RegistryPackageFilter XML element, the leftArgument attribute of any containing  
 2998 SimpleClause shall identify a public attribute of the RegistryPackage UML class defined in  
 2999 [ebRIM]. If not, raise exception: *package attribute error*. The RegistryPackageFilter returns  
 3000 a set of identifiers for RegistryPackage instances whose attribute values evaluate to *True* for  
 3001 the Clause predicate.

- 3002 6. For every OrganizationFilter XML element, the leftArgument attribute of any containing  
3003 SimpleClause shall identify a public attribute of the Organization or PostalAddress UML  
3004 classes defined in [ebRIM]. If not, raise exception: *organization attribute error*. The  
3005 OrganizationFilter returns a set of identifiers for Organization instances whose attribute  
3006 values evaluate to *True* for the Clause predicate.
- 3007 7. For every ClassificationNodeFilter XML element, the leftArgument attribute of any  
3008 containing SimpleClause shall identify a public attribute of the ClassificationNode UML  
3009 class defined in [ebRIM]. If not, raise exception: *classification node attribute error*. If the  
3010 leftAttribute is the visible attribute “path” then if stringPredicate of the StringClause is not  
3011 “Equal” then raise exception: *classification node path attribute error*. The  
3012 ClassificationNodeFilter returns a set of identifiers for ClassificationNode instances whose  
3013 attribute values evaluate to *True* for the Clause predicate.
- 3014 8. For every AssociationFilter XML element, the leftArgument attribute of any containing  
3015 SimpleClause shall identify a public attribute of the Association UML class defined in  
3016 [ebRIM]. If not, raise exception: *association attribute error*. The AssociationFilter returns a  
3017 set of identifiers for Association instances whose attribute values evaluate to *True* for the  
3018 Clause predicate.
- 3019 9. For every ClassificationFilter XML element, the leftArgument attribute of any containing  
3020 SimpleClause shall identify a public attribute of the Classification UML class defined in  
3021 [ebRIM]. If not, raise exception: *classification attribute error*. The ClassificationFilter  
3022 returns a set of identifiers for Classification instances whose attribute values evaluate to *True*  
3023 for the Clause predicate.
- 3024 10. For every ClassificationSchemeFilter XML element, the leftArgument attribute of any  
3025 containing SimpleClause shall identify a public attribute of the ClassificationNode UML  
3026 class defined in [ebRIM]. If not, raise exception: *classification scheme attribute error*. The  
3027 ClassificationSchemeFilter returns a set of identifiers for ClassificationScheme instances  
3028 whose attribute values evaluate to *True* for the Clause predicate.
- 3029 11. For every ExternalLinkFilter XML element, the leftArgument attribute of any containing  
3030 SimpleClause shall identify a public attribute of the ExternalLink UML class defined in  
3031 [ebRIM]. If not, raise exception: *external link attribute error*. The ExternalLinkFilter returns  
3032 a set of identifiers for ExternalLink instances whose attribute values evaluate to *True* for the  
3033 Clause predicate.
- 3034 12. For every ExternalIdentifierFilter XML element, the leftArgument attribute of any containing  
3035 SimpleClause shall identify a public attribute of the ExternalIdentifier UML class defined in  
3036 [ebRIM]. If not, raise exception: *external identifier attribute error*. The  
3037 ExternalIdentifierFilter returns a set of identifiers for ExternalIdentifier instances whose  
3038 attribute values evaluate to *True* for the Clause predicate.
- 3039 13. For every SlotFilter XML element, the leftArgument attribute of any containing  
3040 SimpleClause shall identify a public attribute of the Slot UML class defined in [ebRIM]. If  
3041 not, raise exception: *slot attribute error*. The SlotFilter returns a set of identifiers for Slot  
3042 instances whose attribute values evaluate to *True* for the Clause predicate.

- 3043 14. For every AuditableEventFilter XML element, the leftArgument attribute of any containing  
3044 SimpleClause shall identify a public attribute of the AuditableEvent UML class defined in  
3045 [ebRIM]. If not, raise exception: *auditable event attribute error*. The AuditableEventFilter  
3046 returns a set of identifiers for AuditableEvent instances whose attribute values evaluate to  
3047 *True* for the Clause predicate.
- 3048 15. For every UserFilter XML element, the leftArgument attribute of any containing  
3049 SimpleClause shall identify a public attribute of the User UML class defined in [ebRIM]. If  
3050 not, raise exception: *user attribute error*. The UserFilter returns a set of identifiers for User  
3051 instances whose attribute values evaluate to *True* for the Clause predicate.
- 3052 16. SlotValue is a derived, non-persistent class based on the Slot class from ebRIM. There is one  
3053 SlotValue instance for each “value” in the “values” list of a Slot instance. The visible  
3054 attribute of SlotValue is “value”. It is a character string. The dynamic instances of SlotValue  
3055 are derived from the “values” attribute defined in ebRIM for a Slot instance. For every  
3056 SlotValueFilter XML element, the leftArgument attribute of any containing SimpleClause  
3057 shall identify the “value” attribute of the SlotValue class just defined. If not, raise exception:  
3058 *slot element attribute error*. The SlotValueFilter returns a set of Slot instances whose “value”  
3059 attribute evaluates to *True* for the Clause predicate.
- 3060 17. For every PostalAddressFilter XML element, the leftArgument attribute of any containing  
3061 SimpleClause shall identify a public attribute of the PostalAddress UML class defined in  
3062 [ebRIM]. If not, raise exception: *postal address attribute error*. The PostalAddressFilter  
3063 returns a set of identifiers for PostalAddress instances whose attribute values evaluate to *True*  
3064 for the Clause predicate.
- 3065 18. For every TelephoneNumberFilter XML element, the leftArgument attribute of any  
3066 containing SimpleClause shall identify a public attribute of the TelephoneNumber UML  
3067 class defined in [ebRIM]. If not, raise exception: *telephone number identity attribute error*.  
3068 The TelephoneNumberFilter returns a set of identifiers for TelephoneNumber instances  
3069 whose attribute values evaluate to *True* for the Clause predicate.
- 3070 19. For every ServiceFilter XML element, the leftArgument attribute of any containing  
3071 SimpleClause shall identify a public attribute of the Service UML class defined in [ebRIM].  
3072 If not, raise exception: *service attribute error*. The ServiceFilter returns a set of identifiers for  
3073 Service instances whose attribute values evaluate to *True* for the Clause predicate.
- 3074 20. For every ServiceBindingFilter XML element, the leftArgument attribute of any containing  
3075 SimpleClause shall identify a public attribute of the ServiceBinding UML class defined in  
3076 [ebRIM]. If not, raise exception: *service binding attribute error*. The ServiceBindingFilter  
3077 returns a set of identifiers for ServiceBinding instances whose attribute values evaluate to  
3078 *True* for the Clause predicate.
- 3079 21. For every SpecificationLinkFilter XML element, the leftArgument attribute of any  
3080 containing SimpleClause shall identify a public attribute of the SpecificationLink UML class  
3081 defined in [ebRIM]. If not, raise exception: *specification link attribute error*. The  
3082 SpecificationLinkFilter returns a set of identifiers for SpecificationLink instances whose  
3083 attribute values evaluate to *True* for the Clause predicate.

3084 22. For every LocalizedStringFilter XML element, the leftArgument attribute of any containing  
 3085 SimpleClause shall identify a public attribute of the LocalizedString UML class defined in  
 3086 [ebRIM]. If not, raise exception: *localized string attribute error*. The LocalizedStringFilter  
 3087 returns a set of identifiers for LocalizedString instances whose attribute values evaluate to  
 3088 *True* for the Clause predicate.

3089 **8.2.14 XML Clause Constraint Representation**

3090 **Purpose**

3091 The simple XML FilterQuery utilizes a formal XML structure based on Predicate Clauses.  
 3092 Predicate Clauses are utilized to formally define the constraint mechanism, and are referred to  
 3093 simply as Clauses in this specification.

3094 **Conceptual Diagram**

3095 The following is a conceptual diagram outlining the Clause structure.

3096

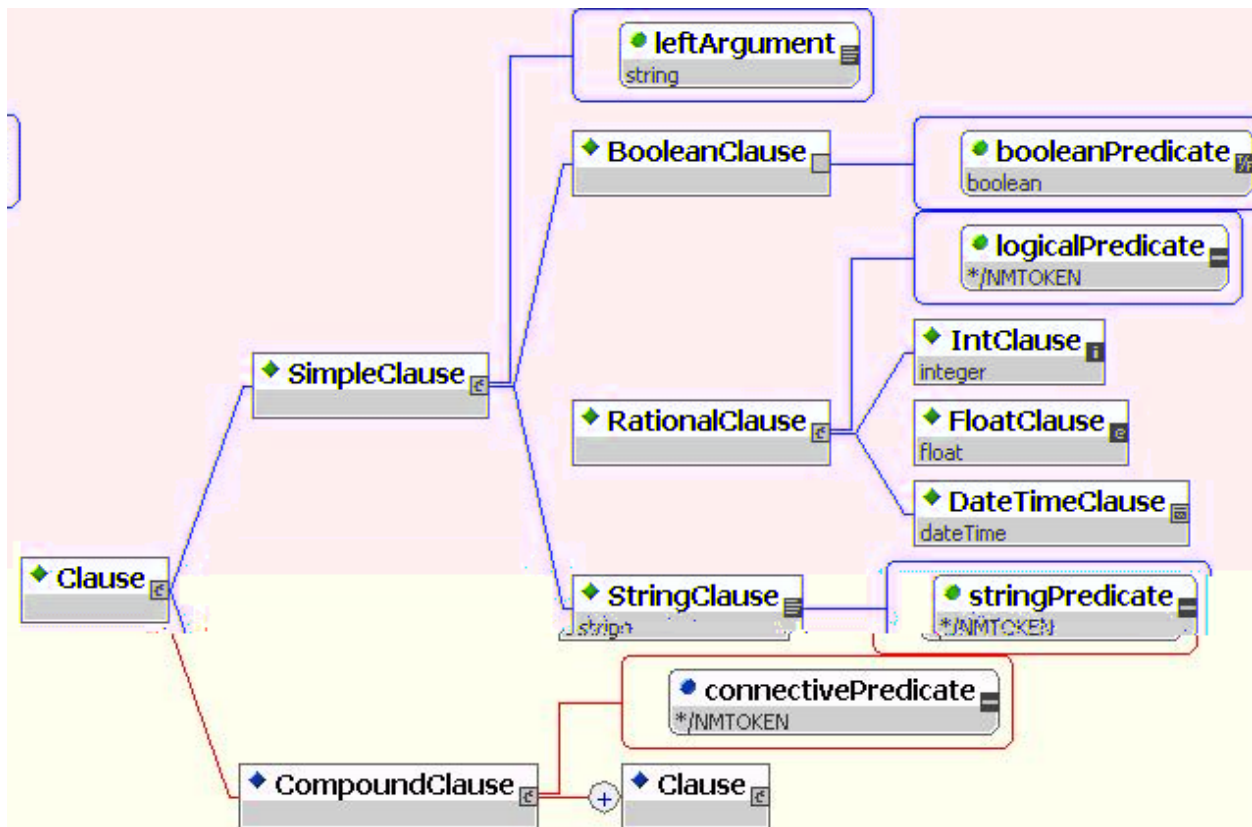


Figure 27: The Clause Structure

3097  
 3098

3099 **Semantic Rules**

3100 Predicates and Arguments are combined into a "LeftArgument - Predicate - RightArgument"  
 3101 format to form a Clause. There are two types of Clauses: SimpleClauses and CompoundClauses.

3102 **SimpleClauses**

3103 A SimpleClause always defines the leftArgument as a text string, sometimes referred to as the



3104 Subject of the Clause. SimpleClause itself is incomplete (abstract) and must be extended.  
 3105 SimpleClause is extended to support BooleanClause, StringClause, and RationalClause  
 3106 (abstract).

3107 BooleanClause implicitly defines the predicate as 'equal to', with the right argument as a  
 3108 boolean. StringClause defines the predicate as an enumerated attribute of appropriate string-  
 3109 compare operations and a right argument as the element's text data. Rational number support is  
 3110 provided through a common RationalClause providing an enumeration of appropriate rational  
 3111 number compare operations, which is further extended to IntClause and FloatClause, each with  
 3112 appropriate signatures for the right argument.

### 3113 CompoundClauses

3114 A CompoundClause contains two or more Clauses (Simple or Compound) and a connective  
 3115 predicate. This provides for arbitrarily complex Clauses to be formed.

### 3116 **Definition**

```

3117
3118 <element name = "Clause">
3119   <annotation>
3120     <documentation xml:lang = "en">
3121 The following lines define the XML syntax for Clause.
3122
3123     </documentation>
3124   </annotation>
3125   <complexType>
3126     <choice>
3127       <element ref = "tns:SimpleClause"/>
3128       <element ref = "tns:CompoundClause"/>
3129     </choice>
3130   </complexType>
3131 </element>
3132 <element name = "SimpleClause">
3133   <complexType>
3134     <choice>
3135       <element ref = "tns:BooleanClause"/>
3136       <element ref = "tns:RationalClause"/>
3137       <element ref = "tns:StringClause"/>
3138     </choice>
3139     <attribute name = "leftArgument" use = "required" type =
3140 "string"/>
3141   </complexType>
3142 </element>
3143 <element name = "CompoundClause">
3144   <complexType>
3145     <sequence>
3146       <element ref = "tns:Clause" maxOccurs = "unbounded"/>
3147     </sequence>
3148     <attribute name = "connectivePredicate" use = "required">
3149       <simpleType>
3150         <restriction base = "NMTOKEN">
3151           <enumeration value = "And"/>
3152           <enumeration value = "Or"/>
3153         </restriction>
3154       </simpleType>
3155     </attribute>
3156   </complexType>
3157 </element>

```

```

3158     <element name = "BooleanClause">
3159         <complexType>
3160             <attribute name = "booleanPredicate" use = "required" type =
3161 "boolean"/>
3162         </complexType>
3163     </element>
3164     <element name = "RationalClause">
3165         <complexType>
3166             <choice>
3167                 <element ref = "tns:IntClause"/>
3168                 <element ref = "tns:FloatClause"/>
3169                 <element ref = "tns:DateTimeClause"/>
3170             </choice>
3171             <attribute name = "logicalPredicate" use = "required">
3172                 <simpleType>
3173                     <restriction base = "NMTOKEN">
3174                         <enumeration value = "LE"/>
3175                         <enumeration value = "LT"/>
3176                         <enumeration value = "GE"/>
3177                         <enumeration value = "GT"/>
3178                         <enumeration value = "EQ"/>
3179                         <enumeration value = "NE"/>
3180                     </restriction>
3181                 </simpleType>
3182             </attribute>
3183         </complexType>
3184     </element>
3185     <element name = "IntClause" type = "integer"/>
3186     <element name = "FloatClause" type = "float"/>
3187     <element name = "DateTimeClause" type = "dateTime"/>
3188
3189     <element name = "StringClause">
3190         <complexType>
3191             <simpleContent>
3192                 <extension base = "string">
3193                     <attribute name = "stringPredicate" use = "required">
3194                         <simpleType>
3195                             <restriction base = "NMTOKEN">
3196                                 <enumeration value = "Contains"/>
3197                                 <enumeration value = "-Contains"/>
3198                                 <enumeration value = "StartsWith"/>
3199                                 <enumeration value = "-StartsWith"/>
3200                                 <enumeration value = "Equal"/>
3201                                 <enumeration value = "-Equal"/>
3202                                 <enumeration value = "EndsWith"/>
3203                                 <enumeration value = "-EndsWith"/>
3204                             </restriction>
3205                         </simpleType>
3206                     </attribute>
3207                 </extension>
3208             </simpleContent>
3209         </complexType>
3210     </element>
3211

```

## 3212 Examples

3213 Simple BooleanClause: "Smoker" = True

```

3214
3215 <Clause>
3216   <SimpleClause leftArgument="Smoker">
3217     <BooleanClause booleanPredicate="True"/>
3218   </SimpleClause>
3219 </Clause>
3220

```

3221 **Simple StringClause: "Smoker" contains "mo"**

```

3222
3223 <Clause>
3224   <SimpleClause leftArgument = "Smoker">
3225     <StringClause stringPredicate = "Contains">mo</StringClause>
3226   </SimpleClause>
3227 </Clause>

```

3228 **Simple IntClause: "Age" >= 7**

```

3229
3230 <Clause>
3231   <SimpleClause leftArgument="Age">
3232     <RationalClause logicalPredicate="GE">
3233       <IntClause>7</IntClause>
3234     </RationalClause>
3235   </SimpleClause>
3236 </Clause>
3237

```

3238 **Simple FloatClause: "Size" = 4.3**

```

3239
3240 <Clause>
3241   <SimpleClause leftArgument="Size">
3242     <RationalClause logicalPredicate="Equal">
3243       <FloatClause>4.3</FloatClause>
3244     </RationalClause>
3245   </SimpleClause>
3246 </Clause>
3247

```

3248 **Compound with two Simples (( "Smoker" = False)AND("Age" =< 45))**

```

3249
3250 <Clause>
3251   <CompoundClause connectivePredicate="And">
3252     <Clause>
3253       <SimpleClause leftArgument="Smoker">
3254         <BooleanClause booleanPredicate="False"/>
3255       </SimpleClause>
3256     </Clause>
3257     <Clause>
3258       <SimpleClause leftArgument="Age">
3259         <RationalClause logicalPredicate="LE">
3260           <IntClause>45</IntClause>
3261         </RationalClause>
3262       </SimpleClause>
3263     </Clause>
3264   </CompoundClause>
3265 </Clause>
3266

```

3267 **Compound with one Simple and one Compound**

3268 ( ("Smoker" = False)And(("Age" =&lt; 45)Or("American"=True)) )

```

3269
3270 <Clause>
3271   <CompoundClause connectivePredicate="And">
3272     <Clause>
3273       <SimpleClause leftArgument="Smoker">
3274         <BooleanClause booleanPredicate="False"/>
3275       </SimpleClause>
3276     </Clause>
3277     <Clause>
3278       <CompoundClause connectivePredicate="Or">
3279         <Clause>
3280           <SimpleClause leftArgument="Age">
3281             <RationalClause logicalPredicate="LE">
3282               <IntClause>45</IntClause>
3283             </RationalClause>
3284           </SimpleClause>
3285         </Clause>
3286         <Clause>
3287           <SimpleClause leftArgument="American">
3288             <BooleanClause booleanPredicate="True"/>
3289           </SimpleClause>
3290         </Clause>
3291       </CompoundClause>
3292     </Clause>
3293   </CompoundClause>
3294 </Clause>
3295

```

3296 **8.3 SQL Query Support**

3297 The Registry may optionally support an SQL based query capability that is designed for Registry  
 3298 clients that demand more advanced query capability. The optional SQLQuery element in the  
 3299 AdhocQueryRequest allows a client to submit complex SQL queries using a declarative query  
 3300 language.

3301 The syntax for the SQLQuery of the Registry is defined by a stylized use of a proper subset of  
 3302 the "SELECT" statement of Entry level SQL defined by ISO/IEC 9075:1992, Database  
 3303 Language SQL [SQL], extended to include <sql invoked routines> (also known as  
 3304 stored procedures) as specified in ISO/IEC 9075-4 [SQL-PSM] and pre-defined routines defined  
 3305 in template form in Appendix D.3. The syntax of the Registry query language is defined by the  
 3306 BNF grammar in D.1.

3307 Note that the use of a subset of SQL syntax for SQLQuery does not imply a requirement to use  
 3308 relational databases in a Registry implementation.

3309 **8.3.1 SQL Query Syntax Binding To [ebRIM]**

3310 SQL Queries are defined based upon the query syntax in in Appendix D.1 and a fixed relational  
 3311 schema defined in Appendix D.3. The relational schema is an algorithmic binding to [ebRIM] as  
 3312 described in the following sections.

### 3313 **8.3.1.1 Class Binding**

3314 A subset of the class names defined in [ebRIM] map to table names that may be queried by an  
3315 SQL query. Appendix D.3 defines the names of the ebRIM classes that may be queried by an  
3316 SQL query.

3317 The algorithm used to define the binding of [ebRIM] classes to table definitions in Appendix D.3  
3318 is as follows:

- 3319 • Classes that have concrete instances are mapped to relational tables. In addition entity classes  
3320 (e.g. PostalAddress and TelephoneNumber) are also mapped to relational tables.
- 3321 • The intermediate classes in the inheritance hierarchy, namely RegistryObject and  
3322 RegistryEntry, map to relational views.
- 3323 • The names of relational tables and views are the same as the corresponding [ebRIM] class  
3324 name. However, the name binding is case insensitive.
- 3325 • Each [ebRIM] class that maps to a table in Appendix D.3 includes column definitions in  
3326 Appendix D.3 where the column definitions are based on a subset of attributes defined for  
3327 that class in [ebRIM]. The attributes that map to columns include the inherited attributes for  
3328 the [ebRIM] class. Comments in Appendix D.3 indicate which ancestor class contributed  
3329 which column definitions.

3330 An SQLQuery against a table not defined in Appendix D.3 may raise an error condition:  
3331 InvalidQueryException.

3332 The following sections describe the algorithm for mapping attributes of [ebRIM] to SQLcolumn  
3333 definitions.

### 3334 **8.3.1.2 Primitive Attributes Binding**

3335 Attributes defined by [ebRIM] that are of primitive types (e.g. String) may be used in the same  
3336 way as column names in SQL. Again the exact attribute names are defined in the class  
3337 definitions in [ebRIM]. Note that while names are in mixed case, SQL-92 is case insensitive. It is  
3338 therefore valid for a query to contain attribute names that do not exactly match the case defined  
3339 in [ebRIM].

### 3340 **8.3.1.3 Reference Attribute Binding**

3341 A few of the [ebRIM] class attributes are of type UUID and are a reference to an instance of a  
3342 class defined by [ebRIM]. For example, the accessControlPolicy attribute of the RegistryObject  
3343 class returns a reference to an instance of an AccessControlPolicy object.

3344 In such cases the reference maps to the i.d attribute for the referenced object. The name of the  
3345 resulting column is the same as the attribute name in [ebRIM] as defined by 8.3.1.2. The data  
3346 type for the column is VARCHAR(64) as defined in Appendix D.3.

3347 When a reference attribute value holds a null reference, it maps to a null value in the SQL  
3348 binding and may be tested with the <null specification> (“IS [NOT] NULL” syntax) as defined  
3349 by [SQL].

3350 Reference attribute binding is a special case of a primitive attribute mapping.

### 3351 **8.3.1.4 Complex Attribute Binding**

3352 A few of the [ebRIM] interfaces define attributes that are not primitive types. Instead they are of

3353 a complex type as defined by an entity class in [ebRIM]. Examples include attributes of type  
3354 TelephoneNumber, Contact, PersonName etc. in class Organization and class User.

3355 The SQL query schema does not map complex attributes as columns in the table for the class for  
3356 which the attribute is defined. Instead the complex attributes are mapped to columns in the table  
3357 for the domain class that represents the data type for the complex attribute (e.g.  
3358 TelephoneNumber). A column links the row in the domain table to the row in the parent table  
3359 (e.g. User). An additional column named 'attribute\_name' identifies the attribute name in the  
3360 parent class, in case there are multiple attributes with the same complex attribute type.

3361 This mapping also easily allows for attributes that are a collection of a complex type. For  
3362 example, a User may have a collection of TelephoneNumbers. This maps to multiple rows in the  
3363 TelephoneNumber table (one for each TelephoneNumber) where each row has a parent identifier  
3364 and an attribute\_name.

### 3365 **8.3.1.5 Binding of Methods Returning Collections**

3366 Several of the [ebRIM] classes define methods in addition to attributes, where these methods  
3367 return collections of references to instances of classes defined by [ebRIM]. For example, the  
3368 getPackages method of the ManagedObject class returns a Collection of references to instances  
3369 of Packages that the object is a member of.

3370 Such collection returning methods in [ebRIM] classes have been mapped to stored procedures in  
3371 Appendix D.3 such that these stored procedures return a collection of id attribute values. The  
3372 returned value of these stored procedures can be treated as the result of a table sub-query in SQL.

3373 These stored procedures may be used as the right-hand-side of an SQL IN clause to test for  
3374 membership of an object in such collections of references.

### 3375 **8.3.2 Semantic Constraints On Query Syntax**

3376 This section defines simplifying constraints on the query syntax that cannot be expressed in the  
3377 BNF for the query syntax. These constraints must be applied in the semantic analysis of the  
3378 query.

- 3379 1. Class names and attribute names must be processed in a case insensitive manner.
- 3380 2. The syntax used for stored procedure invocation must be consistent with the syntax of an  
3381 SQL procedure invocation as specified by ISO/IEC 9075-4 [SQL/PSM].
- 3382 3. For this version of the specification, the SQL select column list consists of exactly one  
3383 column, and must always be t.id, where t is a table reference in the FROM clause.
- 3384 4. Join operations must be restricted to simple joins involving only those columns that have an  
3385 index defined within the normative SQL schema. This constraint is to prevent queries that  
3386 may be computationally too expensive.

### 3387 **8.3.3 SQL Query Results**

3388 The result of an SQL query resolves to a collection of objects within the registry. It never  
3389 resolves to partial attributes. The objects related to the result set may be returned as an  
3390 ObjectRef, RegistryObject, RegistryEntry or leaf ebRIM class depending upon the  
3391 responseOption parameter specified by the client on the AdHocQueryRequest. The entire result

3392 set is returned as a SQLQueryResult as defined by the AdHocQueryResponse in Section 8.1.

### 3393 **8.3.4 Simple Metadata Based Queries**

3394 The simplest form of an SQL query is based upon metadata attributes specified for a single class  
3395 within [ebRIM]. This section gives some examples of simple metadata based queries.

3396 For example, to get the collection of ExtrinsicObjects whose name contains the word ‘Acme’  
3397 and that have a version greater than 1.3, the following query must be submitted:

```
3398 SELECT eo.id from ExtrinsicObject eo, Name nm where nm.value LIKE '%Acme%' AND
3399 eo.id = nm.parent AND
3400 eo.majorVersion >= 1 AND
3401 (eo.majorVersion >= 2 OR eo.minorVersion > 3);
3402
3403
```

3404 Note that the query syntax allows for conjugation of simpler predicates into more complex  
3405 queries as shown in the simple example above.

### 3406 **8.3.5 RegistryObject Queries**

3407 The schema for the SQL query defines a special view called RegistryObject that allows doing a  
3408 polymorphic query against all RegistryObject instances regardless of their actual concrete type or  
3409 table name.

3410 The following example is the similar to that in Section 8.3.4 except that it is applied against all  
3411 RegistryObject instances rather than just ExtrinsicObject instances. The result set will include id  
3412 for all qualifying RegistryObject instances whose name contains the word ‘Acme’ and whose  
3413 description contains the word “bicycle”.

```
3414 SELECT ro.id from RegistryObject ro, Name nm, Description d where nm.value LIKE '%Acme%' AND
3415 d.value LIKE '%bicycle%' AND
3416 ro.id = nm.parent AND ro.id = d.parent;
3417
3418
```

### 3419 **8.3.6 RegistryEntry Queries**

3420 The schema for the SQL query defines a special view called RegistryEntry that allows doing a  
3421 polymorphic query against all RegistryEntry instances regardless of their actual concrete type or  
3422 table name.

3423 The following example is the same as Section 8.3.4 except that it is applied against all  
3424 RegistryEntry instances rather than just ExtrinsicObject instances. The result set will include id  
3425 for all qualifying RegistryEntry instances whose name contains the word ‘Acme’ and that have a  
3426 version greater than 1.3.

```
3427 SELECT re.id from RegistryEntry re, Name nm where nm.value LIKE '%Acme%' AND
3428 re.id = nm.parent AND
3429 re.majorVersion >= 1 AND
3430 (re.majorVersion >= 2 OR re.minorVersion > 3);
3431
3432
```

### 3433 **8.3.7 Classification Queries**

3434 This section describes the various classification related queries that must be supported.

### 3435 **8.3.7.1 Identifying ClassificationNodes**

3436 Like all objects in [ebRIM], ClassificationNodes are identified by their ID. However, they may  
 3437 also be identified as a path attribute that specifies an XPATH expression [XPT] from a root  
 3438 classification node to the specified classification node in the XML document that would  
 3439 represent the ClassificationNode tree including the said ClassificationNode.

### 3440 **8.3.7.2 Getting ClassificationSchemes**

3441 To get the collection of ClassificationSchemes the following query predicate must be supported:

```
3442
3443 SELECT scheme.id FROM ClassificationScheme scheme;
3444
```

3445 The above query returns all ClassificationSchemes. Note that the above query may also specify  
 3446 additional predicates (e.g. name, description etc.) if desired.

### 3447 **8.3.7.3 Getting Children of Specified ClassificationNode**

3448 To get the children of a ClassificationNode given the ID of that node the following style of query  
 3449 must be supported:

```
3450
3451 SELECT cn.id FROM ClassificationNode cn WHERE parent = <id>
3452
```

3453 The above query returns all ClassificationNodes that have the node specified by <id> as their  
 3454 parent attribute.

### 3455 **8.3.7.4 Getting Objects Classified By a ClassificationNode**

3456 To get the collection of ExtrinsicObjects classified by specified ClassificationNodes the  
 3457 following style of query must be supported:

```
3458
3459 SELECT id FROM ExtrinsicObject
3460 WHERE
3461     id IN (SELECT classifiedObject FROM Classification
3462           WHERE
3463             classificationNode IN (SELECT id FROM ClassificationNode
3464                                   WHERE path = '/Geography/Asia/Japan'))
3465 AND
3466     id IN (SELECT classifiedObject FROM Classification
3467           WHERE
3468             classificationNode IN (SELECT id FROM ClassificationNode
3469                                   WHERE path = '/Industry/Automotive'))
3470
```

3471 The above query gets the collection of ExtrinsicObjects that are classified by the Automotive  
 3472 Industry and the Japan Geography. Note that according to the semantics defined for  
 3473 GetClassifiedObjectsRequest, the query will also contain any objects that are classified by  
 3474 descendants of the specified ClassificationNodes.

### 3475 **8.3.7.5 Getting Classifications That Classify an Object**

3476 To get the collection of Classifications that classify a specified Object the following style of  
 3477 query must be supported:

```
3478
3479 SELECT id FROM Classification c
3480     WHERE c.classifiedObject = <id>;
3481
```



### 3482 8.3.8 Association Queries

3483 This section describes the various Association related queries that must be supported.

#### 3484 8.3.8.1 Getting All Association With Specified Object As Its Source

3485 To get the collection of Associations that have the specified Object as its source, the following  
3486 query must be supported:

```
3487 SELECT id FROM Association WHERE sourceObject = <id>
```

#### 3490 8.3.8.2 Getting All Association With Specified Object As Its Target

3491 To get the collection of Associations that have the specified Object as its target, the following  
3492 query must be supported:

```
3493 SELECT id FROM Association WHERE targetObject = <id>
```

#### 3496 8.3.8.3 Getting Associated Objects Based On Association Attributes

3497 To get the collection of Associations that have specified Association attributes, the following  
3498 queries must be supported:

3499 Select Associations that have the specified name.

```
3500 SELECT id FROM Association WHERE name = <name>
```

3503 Select Associations that have the specified association type, where association type is a string  
3504 containing the corresponding field name described in [ebRIM].

```
3505 SELECT id FROM Association WHERE  
3506 associationType = <associationType>
```

#### 3509 8.3.8.4 Complex Association Queries

3510 The various forms of Association queries may be combined into complex predicates. The  
3511 following query selects Associations that have a specific sourceObject, targetObject and  
3512 associationType:

```
3513 SELECT id FROM Association WHERE  
3514 sourceObject = <id1> AND  
3515 targetObject = <id2> AND  
3516 associationType = <associationType>;
```

### 3519 8.3.9 Package Queries

3520 To find all Packages that a specified RegistryObject belongs to, the following query is specified:

```
3521 SELECT id FROM Package WHERE id IN (RegistryObject_packages(<id>));
```

#### 3524 8.3.9.1 Complex Package Queries

3525 The following query gets all Packages that a specified object belongs to, that are not deprecated  
3526 and where name contains "RosettaNet."

```

3527
3528 SELECT id FROM Package p, Name n WHERE
3529     p.id IN (RegistryObject_packages(<id>)) AND
3530     nm.value LIKE '%RosettaNet%' AND nm.parent = p.id AND
3531     p.status <> 'Deprecated'
3532

```

### 3533 8.3.10 ExternalLink Queries

3534 To find all ExternalLinks that a specified ExtrinsicObject is linked to, the following query is  
3535 specified:

```

3536
3537 SELECT id From ExternalLink WHERE id IN (RegistryObject_externalLinks(<id>))
3538

```

3539 To find all ExtrinsicObjects that are linked by a specified ExternalLink, the following query is  
3540 specified:

```

3541
3542 SELECT id From ExtrinsicObject WHERE id IN (RegistryObject_linkedObjects(<id>))
3543

```

#### 3544 8.3.10.1 Complex ExternalLink Queries

3545 The following query gets all ExternalLinks that a specified ExtrinsicObject belongs to, that  
3546 contain the word 'legal' in their description and have a URL for their externalURI.

```

3547
3548 SELECT id FROM ExternalLink WHERE
3549     id IN (RegistryObject_externalLinks(<id>)) AND
3550     description LIKE '%legal%' AND
3551     externalURI LIKE '%http://%'
3552

```

### 3553 8.3.11 Audit Trail Queries

3554 To get the complete collection of AuditableEvent objects for a specified ManagedObject, the  
3555 following query is specified:

```

3556
3557 SELECT id FROM AuditableEvent WHERE registryObject = <id>
3558

```

## 3559 8.4 Content Retrieval

3560 A client retrieves content via the Registry by sending the GetContentRequest to the  
3561 QueryManager. The GetContentRequest specifies a list of Object references for Objects that  
3562 need to be retrieved. The QueryManager returns the specified content by sending a  
3563 GetContentResponse message to the RegistryClient interface of the client. If there are no errors  
3564 encountered, the GetContentResponse message includes the specified content as additional  
3565 payloads within the message. In addition to the GetContentResponse payload, there is one  
3566 additional payload for each content that was requested. If there are errors encountered, the  
3567 RegistryResponse payload includes an error and there are no additional content specific  
3568 payloads.

### 3569 8.4.1 Identification Of Content Payloads

3570 Since the GetContentResponse message may include several repository items as additional  
3571 payloads, it is necessary to have a way to identify each payload in the message. To facilitate this

3572 identification, the Registry must do the following:

- 3573 • Use the ID of the ExtrinsicObject, as the value of the Content-ID header field for the mime-
- 3574 part that contains the corresponding repository item for the ExtrinsicObject
- 3575 • In case of [ebMS] transport, use the ID for each RegistryObject instance that describes the
- 3576 repository item in the Reference element for that object in the Manifest element of the
- 3577 ebXMLHeader.

#### 3578 8.4.2 GetContentResponse Message Structure

3579 The following message fragment illustrates the structure of the GetContentResponse Message  
 3580 that is returning a Collection of CPPs as a result of a GetContentRequest that specified the IDs  
 3581 for the requested objects.

```

3582 Content-type: multipart/related; boundary="Boundary"; type="text/xml";
3583
3584 --Boundary
3585 Content-ID: <GetContentRequest@example.com>
3586 Content-Type: text/xml
3587
3588 <?xml version="1.0" encoding="UTF-8"?>
3589 <SOAP-ENV:Envelope xmlns:SOAP-ENV='http://schemas.xmlsoap.org/soap/envelope/'
3590   xmlns:eb= 'http://www.oasis-open.org/committees/ebxml-msg/schema/draft-msg-header-03.xsd' >
3591 <SOAP-ENV:Header>
3592
3593   ...ebMS header goes here if using ebMS
3594
3595 </SOAP-ENV:Header>
3596 <SOAP-ENV:Body>
3597
3598   ...ebMS manifest goes here if using ebMS
3599
3600 <?xml version="1.0" encoding="UTF-8"?>
3601
3602 <GetContentRequest>
3603   <ObjectRefList>
3604     <ObjectRef id="d8163dfb-f45a-4798-81d9-88aca29c24ff" .../>
3605     <ObjectRef id="212c3a78-1368-45d7-acc9-a935197e1e4f" .../>
3606   </ObjectRefList>
3607 </GetContentRequest>
3608
3609 </SOAP-ENV:Body>
3610 </SOAP-ENV:Envelope>
3611
3612 --Boundary
3613 Content-ID: d8163dfb-f45a-4798-81d9-88aca29c24ff
3614 Content-Type: text/xml
3615
3616 <?xml version="1.0" encoding="UTF-8"?>
3617 <CPP>
3618   .....
3619 </CPP>
3620
3621 --Boundary--
3622 Content-ID: 212c3a78-1368-45d7-acc9-a935197e1e4f
3623 Content-Type: text/xml
3624
3625 <CPP>
3626   .....
3627 </CPP>
3628
3629 --Boundary--
3630
3631
3632
  
```

## 3633 **9 Registry Security**

3634 This chapter describes the security features of the ebXML Registry. It is assumed that the reader  
3635 is familiar with the security related classes in the Registry information model as described in  
3636 [ebRIM]. Security glossary terms can be referenced from RFC 2828.

### 3637 **9.1 Security Concerns**

3638 In the current version of this specification, we address data integrity and source integrity (item 1  
3639 in Appendix F.1). We have used a minimalist approach to address the access control concern as  
3640 in item 2 of Appendix F.1. Essentially, “any known entity (Submitting Organization) can publish  
3641 content and anyone can view published content.” The Registry information model has been  
3642 designed to allow more sophisticated security policies in future versions of this specification.

### 3643 **9.2 Integrity of Registry Content**

3644 It is assumed that most business registries do not have the resources to validate the veracity of  
3645 the content submitted to them. "The mechanisms described in this section can be used to ensure  
3646 that any tampering with the content submitted by a Submitting Organization can be detected.  
3647 Furthermore, these mechanisms support unambiguous identification of the Responsible  
3648 Organization for any registry content. The Registry Client has to sign the contents before  
3649 submission – otherwise the content will be rejected. Note that in the discussions in this section  
3650 we assume a Submitting Organization to be also the Responsible Organization. Future version of  
3651 this specification may provide more examples and scenarios where a Submitting Organization  
3652 and Responsible Organization are different.

#### 3653 **9.2.1 Message Payload Signature**

3654 The integrity of the Registry content requires that all submitted content be signed by the Registry  
3655 client. The signature on the submitted content ensures that:

- 3656 • Any tampering of the content can be detected.
- 3657 • The content’s veracity can be ascertained by its association with a specific Submitting  
3658 Organization.

3659 This section specifies the requirements for generation, packaging and validation of payload  
3660 signatures. A payload signature is packaged with the payload. Therefore the requirements apply  
3661 regardless of whether the Registry Client and the Registration Authority communicate over  
3662 vanilla SOAP with Attachments or ebXML Messaging Service [ebMS]. Currently, ebXML  
3663 Messaging Service does not specify the generation, validation and packaging of payload  
3664 signatures. The specification of payload signatures is left upto the application (such as Registry).  
3665 So the requirements on the payload signatures augment the [ebMS] specification.

#### 3666 **Use Case**

3667 This Use Case illustrates the use of header and payload signatures (we discuss header signatures  
3668 later).

- 3669 • RC1 (Registry Client 1) signs the content (generating a payload signature) and publishes the  
3670 content along with the payload signature to the Registry.
- 3671 • RC2 (Registry Client 2) retrieves RC1’s content from the Registry.

- 3672 • RC2 wants to verify that RC1 published the content. In order to do this, when RC2 retrieves  
 3673 the content, the response from the Registration Authority to RC2 contains the following:
- 3674 – Payload containing the content that has been published by RC1.
  - 3675 – RC1’s payload signature (represented by a ds:Signature element) over RC1’s published  
 3676 content.
  - 3677 – The public key for validating RC1’s payload signature in ds:Signature element ( using the  
 3678 KeyInfo element as specified in [XMLDSIG] ) so RC2 can obtain the public key for  
 3679 signature (e.g. retrieve a certificate containing the public key for RC1).
  - 3680 – A ds:Signature element containing the header signature. Note that the Registration  
 3681 Authority (not RC1) generates this signature.

## 3682 9.2.2 Payload Signature Requirements

### 3683 9.2.2.1 Payload Signature Packaging Requirements

3684 A payload signature is represented by a ds:Signature element. The payload signature must be  
 3685 packaged with the payload as specified here. This packaging assumes that the payload is always  
 3686 signed.

- 3687 • The payload and its signature must be enclosed in a MIME multipart message with a  
 3688 Content-Type of multipart/Related.
- 3689 • The first body part must contain the XML signature as specified in Section 9.2.2.2, “Payload  
 3690 Signature Generation Requirements”.
- 3691 • The second through n<sup>th</sup> body part must be the content.

3692 The packaging of the payload signature with one payload is as follows:

```

3693
3694 MIME-Version: 1.0
3695 Content-Type: multipart/Related; boundary=MIME_boundary; type=text/xml;
3696 Content-Description: ebXML Message
3697
3698 -- MIME_boundary
3699 Content-Type: text/xml; charset=UTF-8
3700 Content-Transfer-Encoding: 8bit
3701 Content-ID: http://claiming-it.com/claim061400a.xml
3702
3703 <?xml version='1.0' encoding="utf-8"?>
3704 <SOAP-ENV: Envelope>
3705 ...
3706 SOAP-ENV: Envelope>
3707
3708 --MIME_boundary
3709 Content-Type: multipart/Related; boundary=PAYLOAD_boundary
3710
3711 --PAYLOAD_boundary
3712 Content-Type: text/xml; charset=UTF-8
3713 Content-Transfer-Encoding: 8bit
3714 Content-ID: payload1
  
```

```

3715 <ds:Signature>
3716   ... Payload signature
3717 </ds:Signature>
3718
3719 --PAYLOAD_boundary
3720 Content-Type: text/xml; charset=UTF-8
3721 Content-Transfer-Encoding: 8bit
3722 Content-ID: payload2
3723 <SubmitObjectsRequest>...</SubmitObjectsRequest>
3724 --MIME_boundary
3725

```

### 3726 9.2.2.2 Payload Signature Generation Requirements

3727 The ds:Signature element [XMLDSIG] for a payload signature must be generated as specified in  
 3728 this section. Note: the “ds” name space reference is to <http://www.w3.org/2000/09/xmlsig#>

- 3729 • ds:SignatureMethod must be present. [XMLDSIG] requires that the algorithm be identified  
 3730 using the Algorithm attribute. [XMLDSIG] allows more than one Algorithm attribute, and a  
 3731 client may use any of these attributes. However, signing using the following Algorithm  
 3732 attribute: <http://www.w3.org/2000/09/xmlsig/#dsa-sha1> will allow interoperability with all  
 3733 XMLDSIG compliant implementations, since XMLDSIG requires the implementation of this  
 3734 algorithm.

3735 The ds:SignatureMethod element must contain a ds:CanonicalizationMethod element. The  
 3736 following Canonicalization algorithm (specified in [XMLDSIG]) must be supported  
 3737 <http://www.w3.org/TR/2001/REC-xml-c14n-2001315>

- 3738 • One ds:Reference element to reference each of the payloads that needs to be signed must be  
 3739 created. The ds:Reference element:
  - 3740 – Must identify the payload to be signed using the URI attribute of the ds:Reference  
 3741 element.
  - 3742 – Must contain the <ds:DigestMethod> as specified in [XMLDSIG]. A client must be  
 3743 support the following digest algorithm:  
 3744 <http://www.w3.org/2000/09/xmlsig/#sha1>
  - 3745 – Must contain a <ds:DigestValue> which is computed as specified in [XMLDSIG].

3746 The ds:SignedValue must be generated as specified in [XMLDSIG].

3747 The ds:KeyInfo element may be present. However, when present, the ds:KeyInfo field is subject  
 3748 to the requirements stated in Section 9.4, “KeyDistribution and KeyInfo element”.

### 3749 9.2.2.3 Message Payload Signature Validation

3750 The ds:Signature element must be validated by the Registry as specified in the [XMLDSIG].

### 3751 9.2.2.4 Payload Signature Example

3752 The following example shows the format of the payload signature:

```

3753
3754 <ds:Signature xmlns:ds="http://www.w3.org/2000/09/xmlsig#">
3755 <ds:SignedInfo>
3756   <SignatureMethod Algorithm="http://www.w3.org/TR/2000/09/xmlsig/#dsa-sha1" />

```

```
3757 <ds:CanonicalizationMethod>
3758     Algorithm="http://www.w3.org/TR/2001/REC-xml-c14n-20010315">
3759 </ds:CanonicalizationMethod>
3760 <ds:Reference URI=#Payload1>
3761     <ds:DigestMethod DigestAlgorithm="http://www.w3.org/TR/2000/09/xmldsig#sha1">
3762         <ds:DigestValue> ... </ds:DigestValue>
3763     </ds:Reference>
3764 </ds:SignedInfo>
3765 <ds:SignatureValue> ... </ds:SignatureValue>
3766 </ds:Signature>
3767
```

## 3768 9.3 Authentication

3769 The Registry must be able to authenticate the identity of the Principal associated with client  
3770 requests. The identity of the Principal can be identified by verifying the message header  
3771 signature with the certificate of the Principal. The certificate may be in the message itself or  
3772 provided to the registry through means unspecified in this specification. If not provided in the  
3773 message, this specification does not specify how the Registry correlates a specific message with  
3774 a certificate. Authentication of each payload must also be possible by using the signature  
3775 associated with each payload. Authentication is also required to identify the "privileges" a  
3776 Principal is authorized ("authorization") to have with respect to specific objects in the Registry.

3777 The Registry must perform authentication on a per message basis. From a security point of view,  
3778 all messages are independent and there is no concept of a session encompassing multiple  
3779 messages or conversations. Session support may be added as an optimization feature in future  
3780 versions of this specification.

3781 It is important to note that the message header signature can only guarantee data integrity and it  
3782 may be used for Authentication knowing that it is vulnerable to replay types of attacks. True  
3783 support for authentication requires timestamps or nonce (nonrecurring series of numbers to  
3784 identify each message) that are signed.

### 3785 9.3.1 Message Header Signature

3786 Message headers are signed to provide data integrity while the message is in transit. Note that the  
3787 signature within the message header also signs the digests of the payloads.

#### 3788 Header Signature Requirements

3789 Message headers can be signed and are referred to as a header signature. This section specifies  
3790 the requirements for generation, packaging and validation of a header signature. These  
3791 requirements apply when the Registry Client and Registration Authority communicate using  
3792 vanilla SOAP with Attachments. When ebXML MS is used for communication, then the  
3793 message handler (i.e. [ebMS]) specifies the generation, packaging and validation of XML  
3794 signatures in the SOAP header. Therefore the header signature requirements do not apply when  
3795 the ebXML MS is used for communication. However, payload signature generation requirements  
3796 (specified elsewhere in this document) do apply whether vanilla SOAP with Attachments or  
3797 ebXML MS is used for communication.

### 3798 9.3.1.1 Packaging Requirements

3799 A header signature is represented by a ds:Signature element. The ds:Signature element generated  
3800 must be packaged in a <SOAP-ENV:Header> element. The packaging of the ds:Signature  
3801 element in the SOAP header field is shown below.  
3802

```
3803 MIME-Version: 1.0
3804 Content-Type: Multipart/Related; boundary=MIME_boundary; type=text/xml;
3805 Content-Description: ebXML Message
3806
3807 -- MIME_boundary
3808 Content-Type: text/xml; charset=UTF-8
3809 Content-Transfer-Encoding: 8bit
3810 Content-ID: http://claiming-it.com/claim061400a.xml
3811
3812 <?xml version='1.0' encoding="utf-8"?>
3813 <SOAP-ENV:Envelope
3814     xmlns:SOAP-ENV="http://schemas.xmlsoap.org/soap/envelope/">
3815     <SOAP-ENV:Header>
3816         <ds:Signature xmlns:ds="http://www.w3.org/2000/09/xmldsig#">
3817             ...signature over soap envelope
3818         </ds:Signature>
3819     </SOAP-ENV:Header>
3820     <SOAP-ENV:Body>
3821         ...
3822     </SOAP-ENV:Body>
3823 </SOAP-ENV:Envelope>
3824
```

### 3825 9.3.1.2 Header Signature Generation Requirements

3826 The ds:Signature element [XMLDSIG] for a header signature must be generated as specified in  
3827 this section. A ds:Signature element contains:

- 3828 • ds:SignedInfo
- 3829 • ds:SignatureValue
- 3830 • ds:KeyInfo

3831 The ds:SignedInfo element must be generated as follows:

- 3832 1. ds:SignatureMethod must be present. [XMLDSIG] requires that the algorithm be identified  
3833 using the Algorithm attribute. While [XMLDSIG] allows more than one Algorithm Attribute,  
3834 a client must be capable of signing using only the following Algorithm attribute:  
3835 <http://www.w3.org/2000/09/xmldsig/#dsa-sha1> This algorithm is being chosen because all  
3836 XMLDSIG implementations conforming to the [XMLDSIG] specification support it.
- 3837 2. The ds:SignatureMethod element must contain a ds:CanonicalizationMethod element. The  
3838 following Canonicalization algorithm (specified in [XMLDSIG] ) must be supported:  
3839 <http://www.w3.org/TR/2001/REC-xml-c14n-20010315>



- 3840 3. A ds:Reference element to include the <SOAP-ENV:Envelope> in the signature calculation.  
 3841 This signs the entire ds:Reference element and:
- 3842 – Must include the following ds:Transform:  
 3843 <http://www.w3.org/2000/09/xmldsig#enveloped-signature>  
 3844 This ensures that the signature (which is embedded in the <SOAP-ENV:Header>  
 3845 element) is not included in the signature calculation.
  - 3846 – Must identify the <SOAP-ENV:Envelope> element using the URI attribute of the  
 3847 ds:Reference element (The URI attribute is optional in the [XMLDSIG] specification.) .  
 3848 The URI attribute must be “”.
  - 3849 – Must contain the <ds:DigestMethod> as specified in [XMLDSIG]. A client must support  
 3850 the following digest algorithm: <http://www.w3.org/2000/09/xmldsig/#sha1>
  - 3851 – Must contain a <ds:DigestValue>, which is computed as specified in [XMLDSIG].

3852 The ds:SignedValue must be generated as specified in [XMLDSIG].

3853 The ds:KeyInfo element may be present. When present, it is subject to the requirements stated in  
 3854 Section 9.4, “KeyDistribution and KeyInfo element”.

### 3855 9.3.1.3 Header Signature Validation Requirements

3856 The ds:Signature element for the ebXML message header must be validated by the recipient as  
 3857 specified by [XMLDSIG].

### 3858 9.3.1.4 Header Signature Example

3859 The following example shows the format of a header signature:

```

3860 <ds:Signature xmlns:ds="http://www.w3.org/2000/09/xmldsig#">
3861   <ds:SignedInfo>
3862     <SignatureMethod Algorithm=http://www.w3.org/TR/2000/09/xmldsig#dsa-sha1/>
3863     <ds:CanonicalizationMethod>
3864       Algorithm="http://www.w3.org/TR/2000/CR-xml-c14n-2001026">
3865     </ds:CanonicalizationMethod>
3866     <ds:Reference URI= "">
3867       <ds:Transform>
3868         http://www.w3.org/2000/09/xmldsig#enveloped-signature
3869       </ds:Transform>
3870       <ds:DigestMethod DigestAlgorithm="./xmldsig#sha1">
3871       <ds:DigestValue> ... </ds:DigestValue>
3872     </ds:Reference>
3873   </ds:SignedInfo>
3874   <ds:SignatureValue> ... </ds:SignatureValue>
3875 </ds:Signature>
3876
3877
```

## 3878 9.4 Key Distribution and KeyInfo Element

3879 To validate a signature, the recipient of the signature needs the public key corresponding to the  
 3880 signer’s public key. The participants may use the KeyInfo field of ds:Signature, or distribute the

3881 public keys out-of-band. In this section we consider the case when the public key is sent in the  
3882 KeyInfo field. The following use cases need to be handled:

- 3883 • Registration Authority needs the public key of the Registry Client to validate the signature
- 3884 • Registry Client needs the public key of the Registration Authority to validate the Registry's  
3885 signature.
- 3886 • Registry Client RC1 needs the public key of Registry Client (RC2) to validate the content  
3887 signed by RC1.
- 3888 • [XMLDSIG] provides a *ds:KeyInfo* element that can be used to pass the recipient  
3889 information for retrieving the public key. *ds:KeyInfo* is an optional element as specified in  
3890 [XMLDSIG]. This field together with the procedures outlined in this section is used to  
3891 securely pass the public key to a recipient. *ds:KeyInfo* can be used to pass information such  
3892 as keys, certificates, names etc. The intended usage of KeyInfo field is to send the X509  
3893 Certificate, and subsequently extract the public key from the certificate. Therefore, the  
3894 KeyInfo field must contain a X509 Certificate as specified in [XMLDSIG], if the KeyInfo  
3895 field is present.

3896 The following assumptions are also made:

- 3897 1. A Certificate is associated both with the Registration Authority and a Registry Client.
- 3898 2. A Registry Client registers its certificate with the Registration Authority. The mechanism  
3899 used for this is not specified here.
- 3900 3. A Registry Client obtains the Registration Authority's certificate and stores it in its own local  
3901 key store. The mechanism is not specified here.

3902 Couple of scenarios on the use of KeyInfo field is in Appendix F.8.

## 3903 **9.5 Confidentiality**

### 3904 **9.5.1 On-the-wire Message Confidentiality**

3905 It is suggested but not required that message payloads exchanged between clients and the  
3906 Registry be encrypted during transmission. This specification does not specify how payload  
3907 encryption is to be done.

### 3908 **9.5.2 Confidentiality of Registry Content**

3909 In the current version of this specification, there are no provisions for confidentiality of Registry  
3910 content. All content submitted to the Registry may be discovered and read by any client. This  
3911 implies that the Registry and the client need to have an a priori agreement regarding encryption  
3912 algorithm, key exchange agreements, etc. This service is not addressed in this specification.

## 3913 **9.6 Authorization**

3914 The Registry must provide an authorization mechanism based on the information model defined  
3915 in [ebRIM]. In this version of the specification the authorization mechanism is based on a default  
3916 Access Control Policy defined for a pre-defined set of roles for Registry users. Future versions of  
3917 this specification will allow for custom Access Control Policies to be defined by the Submitting  
3918 Organization. The authorization is going to be applied on a specific set of privileges. A

3919 privilege is the ability to carry a specific action.

## 3920 **9.6.1 Actions**

### 3921 Life Cycle Actions

3922 submitObjects

3923 updateObjects

3924 addSlots

3925 removeSlots

3926 approveObjects

3927 deprecateObjects

3928 removeObjects

### 3929 Read Actions

3930 The various getXXX() methods in QueryManagement Service.

## 3931 **9.7 Access Control**

3932 The Registry must create a default AccessControlPolicy object that grants the default  
 3933 permissions to Registry users based upon their assigned role. The following table defines the  
 3934 Permissions granted by the Registry to the various pre-defined roles for Registry users based  
 3935 upon the default AccessControlPolicy. Note that we have "ContentOwner" as a role. This role  
 3936 maps to the Submitting Organization in the current version of the specification.

3937 **Table 11: Default Access Control Policies**

<b>Role</b>	<b>Permissions</b>
ContentOwner	Access to <i>all</i> methods on Registry Objects that are owned by the ContentOwner.
RegistryAdministrator	Access to <i>all</i> methods on <i>all</i> Registry Objects
RegistryGuest	Access to <i>all</i> read-only (getXXX) methods on <i>all</i> Registry Objects (read-only access to all content).

3938 The Registry must implement the default AccessControlPolicy and associate it with all Objects  
 3939 in the Registry. The following list summarizes the default role-based AccessControlPolicy:

- 3940
- 3941 • Anyone can publish content, but needs to be a Registered User
  - 3942 • Anyone can access the content without requiring authentication
  - 3943 • The ContentOwner has access to all methods for Registry Objects created by it.
  - 3944 • The RegistryAdministrator has access to all methods on all Registry Objects
  - Unauthenticated clients can access all read-only (getXXX) methods

- 3945 • At the time of content submission, the Registry must assign the default ContentOwner role to  
3946 the Submitting Organization (SO) as authenticated by the credentials in the submission  
3947 message. In the current version of this specification, the Submitting Organization will be the  
3948 DN as identified by the certificate
- 3949 • Clients that browse the Registry need not use certificates. The Registry must assign the  
3950 default RegistryGuest role to such clients.

## 3951 **Appendix A Web Service Architecture**

### 3952 **A.1 Registry Service Abstract Specification**

3953 The normative definition of the Abstract Registry Service in WSDL is defined at the following  
3954 location on the web:

3955 <http://www.oasis-open.org/committees/regrep/documents/2.0/services/Registry.wsdl>

### 3956 **A.2 Registry Service SOAP Binding**

3957 The normative definition of the concrete Registry Service binding to SOAP in WSDL is defined  
3958 at the following location on the web:

3959 <http://www.oasis-open.org/committees/regrep/documents/2.0/services/SOAPBinding.wsdl>

3960

## 3961 **Appendix B ebXML Registry Schema Definitions**

### 3962 **B.1 RIM Schema**

3963 The normative XML Schema definition that maps [ebRIM] classes to XML can be found at the  
3964 following location on the web:

3965 <http://www.oasis-open.org/committees/regrep/documents/2.0/schema/rim.xsd>

### 3966 **B.2 Query Schema**

3967 The normative XML Schema definition for the XML query syntax for the registry service  
3968 interface can be found at the following location on the web:

3969 <http://www.oasis-open.org/committees/regrep/documents/2.0/schema/query.xsd>

### 3970 **B.3 Registry Services Interface Schema**

3971 The normative XML Schema definition that defines the XML requests and responses supported  
3972 by the registry service interfaces in this document can be found at the following location on the  
3973 web:

3974 <http://www.oasis-open.org/committees/regrep/documents/2.0/schema/rs.xsd>

### 3975 **B.4 Examples of Instance Documents**

3976 A growing number of non-normative XML instance documents that conform to the normative  
3977 Schema definitions described earlier may be found at the following location on the web:

3978 <http://cvs.sourceforge.net/cgi-bin/viewcvs.cgi/ebxmlrr/ebxmlrr-spec/misc/samples/>

3979

## 3980 **Appendix C Interpretation of UML Diagrams**

3981 This section describes in *abstract terms* the conventions used to define ebXML business process  
3982 description in UML.

### 3983 **C.1 UML Class Diagram**

3984 A UML class diagram is used to describe the Service Interfaces required to implement an  
3985 ebXML Registry Services and clients. The UML class diagram contains:

- 3986
- 3987 1. A collection of UML interfaces where each interface represents a Service Interface for a  
3988 Registry service.
  - 3989 2. Tabular description of methods on each interface where each method represents an  
3990 Action (as defined by [ebCPP]) within the Service Interface representing the UML  
3991 interface.
  - 3992 3. Each method within a UML interface specifies one or more parameters, where the type of  
3993 each method argument represents the ebXML message type that is exchanged as part of  
3994 the Action corresponding to the method. Multiple arguments imply multiple payload  
3995 documents within the body of the corresponding ebXML message.

### 3996 **C.2 UML Sequence Diagram**

3997 A UML sequence diagram is used to specify the business protocol representing the interactions  
3998 between the UML interfaces for a Registry specific ebXML business process. A UML sequence  
3999 diagram provides the necessary information to determine the sequencing of messages, request to  
4000 response association as well as request to error response association.

4001 Each sequence diagram shows the sequence for a specific conversation protocol as method calls  
4002 from the requestor to the responder. Method invocation may be synchronous or asynchronous  
4003 based on the UML notation used on the arrow-head for the link. A half arrow-head represents  
4004 asynchronous communication. A full arrow-head represents synchronous communication.

4005 Each method invocation may be followed by a response method invocation from the responder to  
4006 the requestor to indicate the ResponseName for the previous Request. Possible error response is  
4007 indicated by a conditional response method invocation from the responder to the requestor. See  
4008 Figure 7 on page 27 for an example.

## 4009 Appendix D SQL Query

### 4010 D.1 SQL Query Syntax Specification

4011 This section specifies the rules that define the SQL Query syntax as a subset of SQL-92. The  
4012 terms enclosed in angle brackets are defined in [SQL] or in [SQL/PSM]. The SQL query syntax  
4013 conforms to the <query specification>, modulo the restrictions identified below:

- 4014 1. A <select list> may contain at most one <select sublist>.
- 4015 2. In a <select list> must be is a single column whose data type is UUID, from the table in the  
4016 <from clause>.
- 4017 3. A <derived column> may not have an <as clause>.
- 4018 4. <table expression> does not contain the optional <group by clause> and <having clause>  
4019 clauses.
- 4020 5. A <table reference> can only consist of <table name> and <correlation name>.
- 4021 6. A <table reference> does not have the optional AS between <table name> and  
4022 <correlation name>.
- 4023 7. There can only be one <table reference> in the <from clause>.
- 4024 8. Restricted use of sub-queries is allowed by the syntax as follows. The <in predicate> allows  
4025 for the right hand side of the <in predicate> to be limited to a restricted <query  
4026 specification> as defined above.
- 4027 9. A <search condition> within the <where clause> may not include a <query expression>.
- 4028 10. Simple joins are allowed only if they are based on indexed columns within the relational  
4029 schema.
- 4030 11. The SQL query syntax allows for the use of <sql invoked routines> invocation from  
4031 [SQL/PSM] as the RHS of the <in predicate>.

### 4032 D.2 Non-Normative BNF for Query Syntax Grammar

4033 The following BNF exemplifies the grammar for the registry query syntax. It is provided here as  
4034 an aid to implementors. Since this BNF is not based on [SQL] it is provided as non-normative  
4035 syntax. For the normative syntax rules see Appendix D.1.

```
4036 /*****
4037  * The Registry Query (Subset of SQL-92) grammar starts here
4038  *****/
4039
4040 RegistryQuery = SQLSelect [ ";" ]
4041
4042 SQLSelect = "SELECT" [ "DISTINCT" ] SQLSelectCols "FROM" SQLTableList [ SQLWhere ]
4043
4044 SQLSelectCols = ID
4045
4046 SQLTableList = SQLTableRef
4047
4048 SQLTableRef = ID
4049
4050 SQLWhere = "WHERE" SQLOrExpr
4051
4052 SQLOrExpr = SQLAndExpr ( "OR" SQLAndExpr ) *
4053
4054
```



```

4055 SQLAndExpr = SQLNotExpr ("AND" SQLNotExpr)*
4056
4057 SQLNotExpr = [ "NOT" ] SQLCompareExpr
4058
4059 SQLCompareExpr =
4060     (SQLColRef "IS") SQLIsClause
4061     | SQLSumExpr [ SQLCompareExprRight ]
4062
4063
4064 SQLCompareExprRight =
4065     SQLLikeClause
4066     | SQLInClause
4067     | SQLCompareOp SQLSumExpr
4068
4069 SQLCompareOp =
4070     "="
4071     | "<>"
4072     | ">"
4073     | ">="
4074     | "<"
4075     | "<="
4076
4077 SQLInClause = [ "NOT" ] "IN" "(" SQLValueList ")"
4078
4079 SQLValueList = SQLValueElement ( "," SQLValueElement )*
4080
4081 SQLValueElement = "NULL" | SQLSelect
4082
4083 SQLIsClause = SQLColRef "IS" [ "NOT" ] "NULL"
4084
4085 SQLLikeClause = [ "NOT" ] "LIKE" SQLPattern
4086
4087 SQLPattern = STRING_LITERAL
4088
4089 SQLLiteral =
4090     STRING_LITERAL
4091     | INTEGER_LITERAL
4092     | FLOATING_POINT_LITERAL
4093
4094 SQLColRef = SQLLvalue
4095
4096 SQLLvalue = SQLLvalueTerm
4097
4098 SQLLvalueTerm = ID ( "." ID )*
4099
4100 SQLSumExpr = SQLProductExpr ( ( "+" | "-" ) SQLProductExpr )*
4101
4102 SQLProductExpr = SQLUnaryExpr ( ( "*" | "/" ) SQLUnaryExpr )*
4103
4104 SQLUnaryExpr = [ ( "+" | "-" ) ] SQLTerm
4105
4106 SQLTerm = "(" SQLOrExpr ")"
4107     | SQLColRef
4108     | SQLLiteral
4109
4110 INTEGER_LITERAL = ([ "0"-"9" ])+
4111
4112 FLOATING_POINT_LITERAL =
4113     ([ "0"-"9" ])+ "." ([ "0"-"9" ])+ (EXPONENT)?
4114     | "." ([ "0"-"9" ])+ (EXPONENT)?
4115     | ([ "0"-"9" ])+ EXPONENT
4116     | ([ "0"-"9" ])+ (EXPONENT)?
4117
4118 EXPONENT = [ "e", "E" ] ( [ "+", "-" ] )? ([ "0"-"9" ])+
4119
4120 STRING_LITERAL: "'" (~[ "'" ])* ( "'"' (~[ "'" ])* )* "'"
4121
4122 ID = ( <LETTER> )+ ( "_" | "$" | "#" | <DIGIT> | <LETTER> )*
4123 LETTER = [ "A"-"Z", "a"-"z" ]
4124 DIGIT = [ "0"-"9" ]

```

### 4125 **D.3 Relational Schema For SQL Queries**

4126 The normative Relational Schema definition for SQL queries can be found at the following  
4127 location on the web:

4128 <http://www.oasis-open.org/committees/regrep/documents/2.0/sql/database.sql>

4129

4130 The stored procedures that must be supported by the SQL query feature are defined at the following  
4131 location on the web:

4132 <http://www.oasis-open.org/committees/regrep/documents/2.0/sql/storedProcedures.sql>

4133

## 4134 **Appendix E Non-normative Content Based Ad Hoc Queries**

4135 The Registry SQL query capability supports the ability to search for content based not only on  
4136 metadata that catalogs the content but also the data contained within the content itself. For  
4137 example it is possible for a client to submit a query that searches for all Collaboration Party  
4138 Profiles that define a role named “seller” within a RoleName element in the CPP document itself.  
4139 Currently content-based query capability is restricted to XML content.

### 4140 **E.1 Automatic Classification of XML Content**

4141 Content-based queries are indirectly supported through the existing classification mechanism  
4142 supported by the Registry.

4143 A submitting organization may define logical indexes on any XML schema or DTD when it is  
4144 submitted. An instance of such a logical index defines a link between a specific attribute or  
4145 element node in an XML document tree and a ClassificationNode in a classification scheme  
4146 within the registry.

4147 The registry utilizes this index to automatically classify documents that are instances of the  
4148 schema at the time the document instance is submitted. Such documents are classified according  
4149 to the data contained within the document itself.

4150 Such automatically classified content may subsequently be discovered by clients using the  
4151 existing classification-based discovery mechanism of the Registry and the query facilities of the  
4152 QueryManager.

4153 [Note] This approach is conceptually similar to the way databases support  
4154 indexed retrieval. DBAs define indexes on tables in the schema. When  
4155 data is added to the table, the data gets automatically indexed.

### 4156 **E.2 Index Definition**

4157 This section describes how the logical indexes are defined in the SubmittedObject element  
4158 defined in the Registry Schema. The complete Registry Schema is available via hyperlinks in  
4159 Appendix B.

4160 A SubmittedObject element for a schema or DTD may define a collection of  
4161 ClassificationIndexes in a ClassificationIndexList optional element. The ClassificationIndexList  
4162 is ignored if the content being submitted is not of the SCHEMA objectType.

4163 The ClassificationIndex element inherits the attributes of the base class RegistryObject in  
4164 [ebRIM]. It then defines specialized attributes as follows:

- 4165 1. classificationNode: This attribute references a specific ClassificationNode by its ID.
- 4166 2. contentIdentifier: This attribute identifies a specific data element within the document  
4167 instances of the schema using an XPATH expression as defined by [XPT].

### 4168 **E.3 Example Of Index Definition**

4169 To define an index that automatically classifies a CPP based upon the roles defined within its  
4170 RoleName elements, the following index must be defined on the CPP schema or DTD:  
4171

```
4172 <ClassificationIndex
4173     classificationNode='id-for-role-classification-scheme'
4174     contentIdentifier='/Role//RoleName'
4175 />
4176
```

## 4177 E.4 Proposed XML Definition

```
4178
4179 <!--
4180 A ClassificationIndexList is specified on ExtrinsicObjects of objectType
4181 'Schema' to define an automatic Classification of instance objects of the
4182 schema using the specified classificationNode as parent and a
4183 ClassificationNode created or selected by the object content as selected
4184 by the contentIdentifier
4185 -->
4186 <!ELEMENT ClassificationIndex EMPTY>
4187 <!ATTLIST ClassificationIndex
4188     %ObjectAttributes;
4189     classificationNode IDREF #REQUIRED
4190     contentIdentifier CDATA #REQUIRED
4191 >
4192
4193 <!-- ClassificationIndexList contains new ClassificationIndexes -->
4194 <!ELEMENT ClassificationIndexList (ClassificationIndex)*>
4195
```

## 4196 E.5 Example of Automatic Classification

4197 Assume that a CPP is submitted that defines two roles as “seller” and “buyer.” When the CPP is  
4198 submitted it will automatically be classified by two ClassificationNodes named “buyer” and  
4199 “seller” that are both children of the ClassificationNode (e.g. a node named Role) specified in the  
4200 classificationNode attribute of the ClassificationIndex. If either of the two ClassificationNodes  
4201 named “buyer” and “seller” did not previously exist, the LifeCycleManager would automatically  
4202 create these ClassificationNodes.

## 4203 **Appendix F Security Implementation Guideline**

4204 This section provides a suggested blueprint for how security processing may be implemented in  
4205 the Registry. It is meant to be illustrative not prescriptive. Registries may choose to have  
4206 different implementations as long as they support the default security roles and authorization  
4207 rules described in this document.

### 4208 **F.1 Security Concerns**

4209 The security risks broadly stem from the following concerns. After a description of these  
4210 concerns and potential solutions, we identify the concerns that we address in the current  
4211 specification

4212 1. Is the content of the registry (data) trustworthy?

4213 a) How to make sure “what is in the registry” is “what is put there” by a submitting  
4214 organization? This concern can be addressed by ensuring that the publisher is  
4215 authenticated using digital signature (Source Integrity), message is not corrupted during  
4216 transfer using digital signature (Data Integrity), and the data is not altered by  
4217 unauthorized subjects based on access control policy (Authorization)

4218 b) How to protect data while in transmission?

4219 Communication integrity has two ingredients – Data Integrity (addressed in 1a) and Data  
4220 Confidentiality that can be addressed by encrypting the data in transmission. How to  
4221 protect against a replay attack?

4222 c) Is the content up to date? The versioning as well as any time stamp processing, when  
4223 done securely will ensure the “latest content” is guaranteed to be the latest content.

4224 d) How to ensure only bona fide responsible organizations add contents to registry?  
4225 Ensuring Source Integrity (as in 1a).

4226 e) How to ensure that bona fide publishers add contents to registry only at authorized  
4227 locations? (System Integrity)

4228 f) What if the publishers deny modifying certain content after-the-fact? To prevent this  
4229 (Nonrepudiation) audit trails may be kept which contain signed message digests.

4230 g) What if the reader denies getting information from the registry?

4231 2. How to provide selective access to registry content? The broad answer is, by using an access  
4232 control policy – applies to (a), (b), and (c) directly.

4233 a) How does a submitting organization restrict access to the content to only specific registry  
4234 readers?

4235 b) How can a submitting organization allow some “partners” (fellow publishers) to modify  
4236 content?

4237 c) How to provide selective access to partners the registry usage data?

4238 d) How to prevent accidental access to data by unauthorized users? Especially with hw/sw  
4239 failure of the registry security components? The solution to this problem is by having  
4240 System Integrity.

4241 e) Data confidentiality of RegistryObject

- 4242 3. How do we make “who can see what” policy itself visible to limited parties, even excluding  
4243 the administrator (self & confidential maintenance of access control policy). By making sure  
4244 there is an access control policy for accessing the policies themselves.
- 4245 4. How to transfer credentials? The broad solution is to use credentials assertion (such as being  
4246 worked on in SAML). Currently, Registry does not support the notion of a session.  
4247 Therefore, some of these concerns are not relevant to the current specification.
- 4248 a) How to transfer credentials (authorization/authentication) to federated registries?  
4249 b) How do aggregators get credentials (authorization/authentication) transferred to them?  
4250 c) How to store credentials through a session?

## 4251 **F.2 Authentication**

- 4252 1. As soon as a message is received, the first work is the authentication. A principal object is  
4253 created.
- 4254 2. If the message is signed, it is verified (including the validity of the certificate) and the DN of  
4255 the certificate becomes the identity of the principal. Then the Registry is searched for the  
4256 principal and if found, the roles and groups are filled in.
- 4257 3. If the message is not signed, an empty principal is created with the role RegistryGuest. This  
4258 step is for symmetry and to decouple the rest of the processing.
- 4259 4. Then the message is processed for the command and the objects it will act on.

## 4260 **F.3 Authorization**

4261 For every object, the access controller will iterate through all the AccessControlPolicy objects  
4262 with the object and see if there is a chain through the permission objects to verify that the  
4263 requested method is permitted for the Principal. If any of the permission objects which the object  
4264 is associated with has a common role, or identity, or group with the principal, the action is  
4265 permitted.

## 4266 **F.4 Registry Bootstrap**

4267 When a Registry is newly created, a default Principal object should be created with the identity  
4268 of the Registry Admin’s certificate DN with a role RegistryAdmin. This way, any message  
4269 signed by the Registry Admin will get all the privileges.

4270 When a Registry is newly created, a singleton instance of AccessControlPolicy is created as the  
4271 default AccessControlPolicy. This includes the creation of the necessary Permission instances as  
4272 well as the Privileges and Privilege attributes.

## 4273 **F.5 Content Submission – Client Responsibility**

4274 The Registry client must sign the contents before submission – otherwise the content will be  
4275 rejected.

## 4276 **F.6 Content Submission – Registry Responsibility**

- 4277 1. As with any other request, the client will first be authenticated. In this case, the Principal  
4278 object will get the DN from the certificate.
- 4279 2. As per the request in the message, the RegistryEntry will be created.
- 4280 3. The RegistryEntry is assigned the singleton default AccessControlPolicy.
- 4281 4. If a principal with the identity of the SO is not available, an identity object with the SO's DN  
4282 is created.
- 4283 5. A principal with this identity is created.

## 4284 **F.7 Content Delete/Deprecate – Client Responsibility**

4285 The Registry client must sign the header before submission, for authentication purposes;  
4286 otherwise, the request will be rejected

## 4287 **F.8 Content Delete/Deprecate – Registry Responsibility**

- 4288 1. As with any other request, the client will first be authenticated. In this case, the Principal  
4289 object will get the DN from the certificate. As there will be a principal with this identity in  
4290 the Registry, the Principal object will get all the roles from that object
- 4291 2. As per the request in the message (delete or deprecate), the appropriate method in the  
4292 RegistryObject class will be accessed.
- 4293 3. The access controller performs the authorization by iterating through the Permission objects  
4294 associated with this object via the singleton default AccessControlPolicy.
- 4295 4. If authorization succeeds then the action will be permitted. Otherwise an error response is  
4296 sent back with a suitable AuthorizationException error message.

## 4297 **F.9 Using ds:KeyInfo Field**

4298 Two typical usage scenarios for ds:KeyInfo are described below.

### 4299 **Scenario 1**

- 4300 1. Registry Client (RC) signs the payload and the SOAP envelope using its private key.
- 4301 2. The certificate of RC is passed to the Registry in KeyInfo field of the header signature.
- 4302 3. The certificate of RC is passed to the Registry in KeyInfo field of the payload signature.
- 4303 4. Registration Authority retrieves the certificate from the KeyInfo field in the header signature
- 4304 5. Registration Authority validates the header signature using the public key from the  
4305 certificate.
- 4306 6. Registration Authority validates the payload signature by repeating steps 4 and 5 using the  
4307 certificate from the KeyInfo field of the payload signature. Note that this step is not an  
4308 essential one if the onus of validation is that of the eventual user, another Registry Client, of  
4309 the content.

### 4310 **Scenario 2**

- 4311 1. RC1 signs the payload and SOAP envelope using its private key and publishes to the  
4312 Registry.
- 4313 2. The certificate of RC1 is passed to the Registry in the KeyInfo field of the header signature.
- 4314 3. The certificate of RC1 is passed to the Registry in the KeyInfo field of the payload signature.  
4315 This step is required in addition to step 2 because when RC2 retrieves content, it should see  
4316 RC1's signature with the payload.
- 4317 4. RC2 retrieves content from the Registry.
- 4318 5. Registration Authority signs the SOAP envelope using its private key. Registration Authority  
4319 sends RC1's content and the RC1's signature (signed by RC1).
- 4320 6. Registration Authority need not send its certificate in the KeyInfo field since RC2 is assumed  
4321 to have obtained the Registration Authority's certificate out of band and installed it in its  
4322 local key store.
- 4323 7. RC2 obtains Registration Authority's certificate out of its local key store and verifies the  
4324 Registration Authority's signature.
- 4325 8. RC2 obtains RC1's certificate from the KeyInfo field of the payload signature and validates  
4326 the signature on the payload.



## 4327 **Appendix G Native Language Support (NLS)**

### 4328 **G.1 Definitions**

4329 Although this section discusses only character set and language, the following terms have to be  
4330 defined clearly.

#### 4331 **G.1.1 Coded Character Set (CCS):**

4332 CCS is a mapping from a set of abstract characters to a set of integers. [RFC 2130]. Examples of  
4333 CCS are ISO-10646, US-ASCII, ISO-8859-1, and so on.

#### 4334 **G.1.2 Character Encoding Scheme (CES):**

4335 CES is a mapping from a CCS (or several) to a set of octets. [RFC 2130]. Examples of CES are  
4336 ISO-2022, UTF-8.

#### 4337 **G.1.3 Character Set (charset):**

- 4338 • charset is a set of rules for mapping from a sequence of octets to a sequence of  
4339 characters.[RFC 2277],[RFC 2278]. Examples of character set are ISO-2022-JP, EUC-KR.
- 4340 • A list of registered character sets can be found at [IANA].

## 4341 **G.2 NLS And Request / Response Messages**

4342 For the accurate processing of data in both registry client and registry services, it is essential to  
4343 know which character set is used. Although the body part of the transaction may contain the  
4344 charset in xml encoding declaration, registry client and registry services shall specify charset  
4345 parameter in MIME header when they use text/xml. Because as defined in [RFC 3023], if a  
4346 text/xml entity is received with the charset parameter omitted, MIME processors and XML  
4347 processors MUST use the default charset value of "us-ascii". For example:

```
4348 Content-Type: text/xml; charset=ISO-2022-JP  
4349  
4350
```

4351 Also, when an application/xml entity is used, the charset parameter is optional, and registry  
4352 client and registry services must follow the requirements in Section 4.3.3 of [REC-XML] which  
4353 directly address this contingency.

4354 If another Content-Type is chosen to be used, usage of charset must follow [RFC 3023].

## 4355 **G.3 NLS And Storing of RegistryObject**

4356 This section provides NLS guidelines on how a registry should store RegistryObject instances.

4357 A single instance of a concrete sub-class of RegistryObject is capable of supporting multiple  
4358 locales. Thus there is no language or character set associated with a specific RegistryObject  
4359 instance.

4360 A single instance of a concrete sub-class of RegistryObject supports multiple locales as follows.  
4361 Each attribute of the RegistryObject that is I18N capable (e.g. name and description attributes in

4362 RegistryObject class) as defined by [ebRIM], may have multiple locale specific values expressed  
4363 as LocalizedString sub-elements within the XML element representing the I18N capable  
4364 attribute. Each LocalizedString sub-element defines the value of the I18N capable attribute in a  
4365 specific locale. Each LocalizedString element has a charset and lang attribute as well as a value  
4366 attribute of type string.

### 4367 **G.3.1 Character Set of *LocalizedString***

4368 The character set used by a locale specific String (LocalizedString) is defined by the charset  
4369 attribute. It is highly recommended to use UTF-8 or UTF-16 for maximum inter-operability.

### 4370 **G.3.2 Language Information of *LocalizedString***

4371 The language may be specified in xml:lang attribute (Section 2.12 [REC-XML]).

## 4372 **G.4 NLS And Storing of Repository Items**

4373 This section provides NLS guidelines on how a registry should store repository items.  
4374 While a single instance of an ExtrinsicObject is capable of supporting multiple locales, it is  
4375 always associated with a single repository item. The repository item may be in a single locale or  
4376 may be in multiple locales. This specification does not specify the repository item.

### 4377 **G.4.1 Character Set of Repository Items**

4378 The MIME Content-Type mime header for the mime multi-part containing the repository  
4379 item MAY contain a "charset" attribute that specifies the character set used by the repository  
4380 item. For example:

```
4381 Content-Type: text/xml; charset="UTF-8"
```

4384 It is highly recommended to use UTF-16 or UTF-8 for maximum inter-operability. The charset  
4385 of a repository item must be preserved as it is originally specified in the transaction.

### 4386 **G.4.2 Language information of repository item**

4387 The Content-language mime header for the mime bodypart containing the repository item may  
4388 specify the language for a locale specific repository item. The value of the Content-language  
4389 mime header property must conform to [RFC 1766].

4390 This document currently specifies only the method of sending the information of character set  
4391 and language, and how it is stored in a registry. However, the language information may be used  
4392 as one of the query criteria, such as retrieving only DTD written in French. Furthermore, a  
4393 language negotiation procedure, like registry client is asking a favorite language for messages  
4394 from registry services, could be another functionality for the future revision of this document.

## 4395 **Appendix H Registry Profile**

4396 Every registry must support exactly one Registry Profile. The Registry Profile is an XML  
4397 document that describes the capabilities of the registry. The profile document must conform to  
4398 the RegistryProfile element as described in the Registry Services Interface schema defined in  
4399 Appendix B. The registry must make the RegistryProfile accessible over HTTP protocol via a  
4400 URL. The URL must conform to the pattern:

4401 <http://<base url>/registryProfile>

4402

## 4403 **10 References**

- 4404 [Bra97] Keywords for use in RFCs to Indicate Requirement Levels.
- 4405 [ebRIM] ebXML Registry Information Model version 2.0
- 4406 <http://www.oasis-open.org/committees/regrep/documents/2.0/specs/ebRIM.pdf>
- 4407 [ebRIM Schema] ebXML Registry Information Model Schema
- 4408 <http://www.oasis-open.org/committees/regrep/documents/2.0/schema/rim.xsd>
- 4409 [ebBPSS] ebXML Business Process Specification Schema
- 4410 <http://www.ebxml.org/specs>
- 4411 [ebCPP] ebXML Collaboration-Protocol Profile and Agreement Specification
- 4412 <http://www.ebxml.org/specs/>
- 4413 [ebMS] ebXML Messaging Service Specification, Version 1.0
- 4414 <http://www.ebxml.org/specs/>
- 4415 [XPT] XML Path Language (XPath) Version 1.0
- 4416 <http://www.w3.org/TR/xpath>
- 4417 [SQL] Structured Query Language (FIPS PUB 127-2)
- 4418 <http://www.itl.nist.gov/fipspubs/fip127-2.htm>
- 4419 [SQL/PSM] Database Language SQL — Part 4: Persistent Stored Modules  
(SQL/PSM) [ISO/IEC 9075-4:1996]
- 4421 [IANA] IANA (Internet Assigned Numbers Authority).  
Official Names for Character Sets, ed. Keld Simonsen et al.
- 4422 <ftp://ftp.isi.edu/in-notes/iana/assignments/character-sets>
- 4423
- 4424 [RFC 1766] IETF (Internet Engineering Task Force). RFC 1766:  
Tags for the Identification of Languages, ed. H. Alvestrand. 1995.
- 4425 <http://www.cis.ohio-state.edu/htbin/rfc/rfc1766.html>
- 4426
- 4427 [RFC 2119] IETF (Internet Engineering Task Force). RFC 2119
- 4428 [RFC 2130] IETF (Internet Engineering Task Force). RFC 2130
- 4429 [RFC 2277] IETF (Internet Engineering Task Force). RFC 2277:  
IETF policy on character sets and languages, ed. H. Alvestrand. 1998.
- 4430 <http://www.cis.ohio-state.edu/htbin/rfc/rfc2277.html>
- 4431
- 4432 [RFC 2278] IETF (Internet Engineering Task Force). RFC 2278:  
IANA Charset Registration Procedures, ed. N. Freed and J. Postel. 1998.
- 4433 <http://www.cis.ohio-state.edu/htbin/rfc/rfc2278.html>
- 4434
- 4435 [RFC 2828] IETF (Internet Engineering Task Force). RFC 2828:  
Internet Security Glossary, ed. R. Shirey. May 2000.
- 4436 <http://www.cis.ohio-state.edu/htbin/rfc/rfc2828.html>
- 4437
- 4438 [RFC 3023] IETF (Internet Engineering Task Force). RFC 3023:  
XML Media Types, ed. M. Murata. 2001.
- 4439 <ftp://ftp.isi.edu/in-notes/rfc3023.txt>
- 4440
- 4441 [REC-XML] W3C Recommendation. Extensible Markup language(XML)1.0(Second Edition)
- 4442 <http://www.w3.org/TR/REC-xml>
- 4443
- 4443 [UUID] DCE 128 bit Universal Unique Identifier
- 4444 [http://www.opengroup.org/onlinepubs/009629399/apdxa.htm#tagcjh\\_20](http://www.opengroup.org/onlinepubs/009629399/apdxa.htm#tagcjh_20)
- 4445 <http://www.opengroup.org/publications/catalog/c706.htm><http://www.w3.org/TR/REC-xml>
- 4446 [WSDL] W3C Note. Web Services Description Language (WSDL) 1.1

- 4447 <http://www.w3.org/TR/wsdl>
- 4448 [SOAP11] W3C Note. Simple Object Access Protocol, May 2000,  
4449 <http://www.w3.org/TR/SOAP>
- 4450 [SOAPAt] W3C Note: SOAP with Attachments, Dec 2000,  
4451 <http://www.w3.org/TR/SOAP-attachments>
- 4452 [XMLDSIG] XML-Signature Syntax and Processing,  
4453 <http://www.w3.org/TR/2001/PR-xmlsig-core-20010820/>

## 4454 **11 Disclaimer**

4455 The views and specification expressed in this document are those of the authors and are not  
4456 necessarily those of their employers. The authors and their employers specifically disclaim  
4457 responsibility for any problems arising from correct or incorrect implementation or use of this  
4458 design.

4459 **12 Contact Information**

## 4460 Team Leader

4461 Name: Lisa J. Carnahan  
4462 Company: National Institute of Standards and Technology  
4463 Street: 100 Bureau Drive, Stop 8970  
4464 City, State, Postal Code: Gaithersburg, Md. 20899  
4465 Country: USA  
4466 Phone: 301-975-3362  
4467 Email: lisa.carnahan@nist.gov

4468

## 4469 Editor

4470 Name: Anne A. Fischer  
4471 Company: Drummond Group, Inc.  
4472 Street: 4700 Bryant Irvin Ct., Suite 303  
4473 City, State, Postal Code: Fort Worth, Texas 76107-7645  
4474 Country: USA  
4475 Phone: 817-371-2367  
4476 Email: anne@drummondgroup.com

4477

## 4478 Technical Editor

4479 Name: Farrukh S. Najmi  
4480 Company: Sun Microsystems  
4481 Street: 1 Network Dr., MS BUR02-302  
4482 City, State, Postal Code: Burlington, MA 01803-0902  
4483 Country: USA  
4484 Phone: 781-442-0703  
4485 Email: najmi@east.sun.com

4486

## 4487 **13 Copyright Statement**

4488 Portions of this document are copyright (c) 2001 OASIS and UN/CEFACT.

4489 **Copyright (C) The Organization for the Advancement of Structured Information**  
4490 **Standards [OASIS], 2001. All Rights Reserved.**

4491 This document and translations of it may be copied and furnished to others, and derivative works  
4492 that comment on or otherwise explain it or assist in its implementation may be prepared, copied,  
4493 published and distributed, in whole or in part, without restriction of any kind, provided that the  
4494 above copyright notice and this paragraph are included on all such copies and derivative works.  
4495 However, this document itself may not be modified in any way, such as by removing the  
4496 copyright notice or references to OASIS, except as needed for the purpose of developing OASIS  
4497 specifications, in which case the procedures for copyrights defined in the OASIS Intellectual  
4498 Property Rights document must be followed, or as required to translate it into languages other  
4499 than English.

4500 The limited permissions granted above are perpetual and will not be revoked by OASIS or its  
4501 successors or assigns.

4502 This document and the information contained herein is provided on an "AS IS" basis and OASIS  
4503 DISCLAIMS ALL WARRANTIES, EXPRESS OR IMPLIED, INCLUDING BUT NOT  
4504 LIMITED TO ANY WARRANTY THAT THE USE OF THE INFORMATION HEREIN  
4505 WILL NOT INFRINGE ANY RIGHTS OR ANY IMPLIED WARRANTIES OF  
4506 MERCHANTABILITY OR FITNESS FOR A PARTICULAR PURPOSE.

4507 OASIS takes no position regarding the validity or scope of any intellectual property or other  
4508 rights that might be claimed to pertain to the implementation or use of the technology described  
4509 in this document or the extent to which any license under such rights might or might not be  
4510 available; neither does it represent that it has made any effort to identify any such rights.  
4511 Information on OASIS's procedures with respect to rights in OASIS specifications can be found  
4512 at the OASIS website. Copies of claims of rights made available for publication and any  
4513 assurances of licenses to be made available, or the result of an attempt made to obtain a general  
4514 license or permission for the use of such proprietary rights by implementors or users of this  
4515 specification, can be obtained from the OASIS Executive Director.

4516 OASIS invites any interested party to bring to its attention any copyrights, patents or patent  
4517 applications, or other proprietary rights which may cover technology that may be required to  
4518 implement this specification. Please address the information to the OASIS Executive Director.