

XMOD

**PATENTED DESIGN · INTELLIGENT TECH
TEMPERATE CLIMATE PROTECTION
SMART CAMERA ENCLOSURE SYSTEM**



SIMPLY THE WORLD'S MOST INNOVATIVE CAMERA ENCLOSURE SYSTEM

ENGINEERED FOR MODERATE WEATHER CONDITIONS

- ▶ Built To Withstand Harsh Weather Conditions
- ▶ 20-Watt Integrated Heating Element
- ▶ Nearly Indestructible Polycarbonate Construction - No Rust Or Corrosion
- ▶ Dual/Redundant Circulation Fans Eliminate Hot Spots
- ▶ Open Cell Silicone Foam Insulation (Optional)



**THE
TEMPERATURE
STABILIZING
DIFFERENCE
SELF-HEATING CAMERA ENCLOSURE**

COMPREHENSIVE AND CUSTOMIZABLE

- ▶ Integrated Network Switch With PoE+ And 24VDC Passive PoE Ports
- ▶ Remotely Controllable Accessory Power Ports - [2] 12VDC And [2] 24VDC
- ▶ Integrate NVRs, Encoders, Routers And More With Built-In Accessory Rails
- ▶ Extended Volume (EV) Option Adds 520in³ Of Integration-Ready Space

REMOTELY MONITOR AND CONTROL

- ▶ Remotely Monitor And Control The Enclosure Via The Web Or API
- ▶ Power On/Off - 12VDC, 24VDC, PoE+ And 24VDC Passive PoE Ports
- ▶ Monitor Internal And External Temperatures And Power Loads
- ▶ Adjust Internal Climate And Fan Settings

ECONOMICAL, PRACTICAL, SMART

- ▶ Painless Installation With Wall Mount Bracket (Standard) Or Pole Mount Adapter
- ▶ Power The Enclosure System Via 120/240VAC Or 10-60VDC (Optional)

INTEGRATE VIRTUALLY ANY CAMERA

- ▶ Compatible With Almost All Cameras With A Pan/Tilt Head Under 7 Inches in Diameter
- ▶ 30-Watt PoE+, 12VDC And 24VDC Web Enabled Accessory Power Ports



PROTECTIVE IN MODERATE WEATHER ENVIRONMENTS

HARDWARE
DURABLE. ROBUST.
CONVENIENT.

X/MOD ENCLOSURE

Nearly Indestructible Polycarbonate Enclosure - Protect Your Camera And Integrated Components

X|SMART SYSTEM TRAY

- ▶ Versatile Power Options, Integrated Networking, Climate Control And Remote Control Via Web Interface

INTEGRATED HEAT

- ▶ 20-Watt Heating Element
- ▶ Melts Ice And Snow
- ▶ Keeps Components Within Operating Temperatures

INTUITIVE INTEGRATION

- ▶ Easily Integrate NVRs, Routers, Encoders And Other Peripherals
- ▶ Accessory Mounting Rails For Easy Installation

POLYCARBONATE MATERIAL

- ▶ Non-Thermally Conductive
- ▶ Durable And Protective
- ▶ Doesn't Rust And Will Not Corrode

VERSATILE CAMERA INTEGRATION

- ▶ Fits Almost All Cameras With A PT Head Under 7 Inches In Diameter
- ▶ Easy Camera Height Adjustment With The Included 10-32 3/8" Hex Standoffs
- ▶ Integrated Camera Power Options: PoE+, 12VDC or 24VDC

STAINLESS STEEL LATCHES

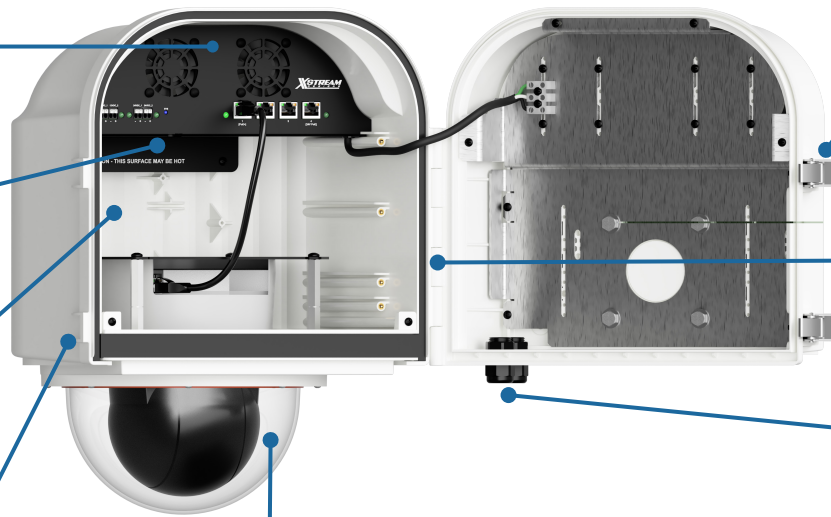
- ▶ Secure The Enclosure While Resisting Rust And Corrosion
- ▶ Padlock-Compatible To Protect Your Equipment

VERTICAL HINGE

- ▶ No-Fuss Access To Enclosure Interior For Maintenance And Component Integration

INTELLIGENT CABLE INGRESS

- ▶ Reduce The Risk Of Water Intrusion With Cable Entry From Below




SIMPLE AND SECURE MOUNTING




- ▶ Durable Polycarbonate Wall Mount Bracket (Optional Pole Mount Bracket Available)
- ▶ Slide The Enclosure Onto The Bracket, Fasten From The Inside With Four 1/4-20 x 3/4" Bolts
- ▶ Industry-Standard 2" x 5.5" OC Hole Pattern

X|SMART SYSTEM TRAY



- ▶ Remotely Controllable 20-Watt Heating Element
- ▶ Dual Circulation Fans For Engineered Air Circulation
- ▶ Remotely Controlled Power Inputs: [2] 24 VDC Power Ports, [2] 12VDC Power Ports, [1] 30-Watt PoE+ Ethernet Port, [1] 24VDC Passive PoE Ethernet Port
- ▶ Integrated Networking: 4 Port 10/100Mbps Ethernet Switch
- ▶ Flexible Source Power: 120/240VAC Standard (10-60DC Optional)

SUPERIOR AIR CIRCULATION



- ▶ Redundant 6,000 RPM 9.9 CFM Circulation Fans Push And Pull Air Throughout The Entire Enclosure System
- ▶ Protects Equipment By Eliminating Hot Spots

USER INTERFACE

**SIMPLE. INTUITIVE.
ACCESSIBLE.**

MONITOR AND CONTROL FROM ANYWHERE

Intuitively Designed For The End User - Remotely Control With The Click Of A Mouse



AUXILIARY POWER CONTROLS

- ▶ 30-Watt PoE+, 24VDC Passive PoE, 12VDC And 24VDC
- ▶ Set Connected Devices To Power On Startup
- ▶ Manually Power On/Off

CLIMATE CONTROLS

- ▶ Customize Temperature Settings And Cycle Times
- ▶ Control The Internal Heat Settings
- ▶ Manage Fan Settings

AT-A-GLANCE INFORMATION

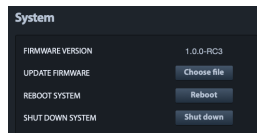
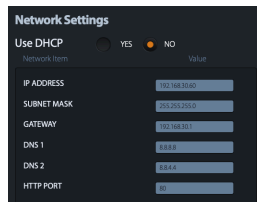
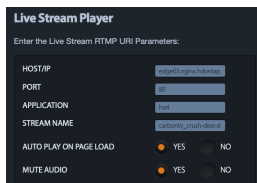
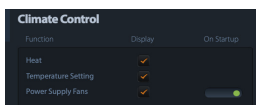
- ▶ See The Enclosure's Local Date And Time
- ▶ Review Power Status Of X|Accessories
- ▶ Check Internal Temperature (Standard)
- ▶ Check External Temperature With Optional X|EXT-TEMP Accessory
- ▶ Review Current Power Input And Load

POWER AND TEMPERATURE GRAPHS

- ▶ See Power Usage And Temperature Over A 24-Hour Period Of Time

TAILOR YOUR CONTROL PANEL DISPLAY • CONFIGURE NETWORK AND POWER SETTINGS • REBOOT AND POWER CYCLE REMOTELY

- ▶ Name Your Enclosure
- ▶ Choose Which Information Is Displayed Based On Your Needs
- ▶ Name Your Peripherals And Set Start-Up Power Options
- ▶ Integrate The Camera Stream Directly Into The Web Interface
- ▶ Customize Time, Date and Temperature Settings
- ▶ Configure Network Settings



- ▶ Review Power Usage and Temperature Graphs
- ▶ Adjust Login Credentials And Authentication Requirements
- ▶ Reboot Or Shut Down The Enclosure System
- ▶ Update System Firmware
- ▶ All X|Accessories Are Seamlessly And Automatically Integrated Into The Web Interface

SPECIFICATIONS

SHIPPING DIMENSIONS / WEIGHT

- ▶ X|MOD: 19"L x 15"W x 22"H - 18lbs
- ▶ X|MOD-EV: 21"L x 16"W x 26"H - 20lbs

INPUT SOURCE POWER

- ▶ 120/240VAC Input Power (Standard)
- ▶ 10-60VDC Input Power (Optional)

POWER CONSUMPTION

- ▶ 20 Watts With Typical PTZ Camera, Heat Off
- ▶ 70 Watts With Typical PTZ Camera, Heat On

REMOTELY CONTROLLED AUX POWER PORTS

- ▶ [2] - 12VDC Ports
- ▶ [2] - 24VDC Ports
- ▶ [1] - IEEE 802.3at 30-Watt PoE+ 10/100Mbps Ethernet Port
- ▶ [1] - 24VDC Passive PoE Ethernet Port (Wireless Radios)

ENCLOSURE OPERATING TEMPERATURES

- ▶ 0° to 145° F (-51° to 63° C)
Temperatures Vary Depending On Integrated Components. Check Operating Temperatures Of Integrated Cameras And Components As They May Vary.

REMOTE CLIMATE CONTROL

- ▶ 20 Watt Heating Element (Standard)

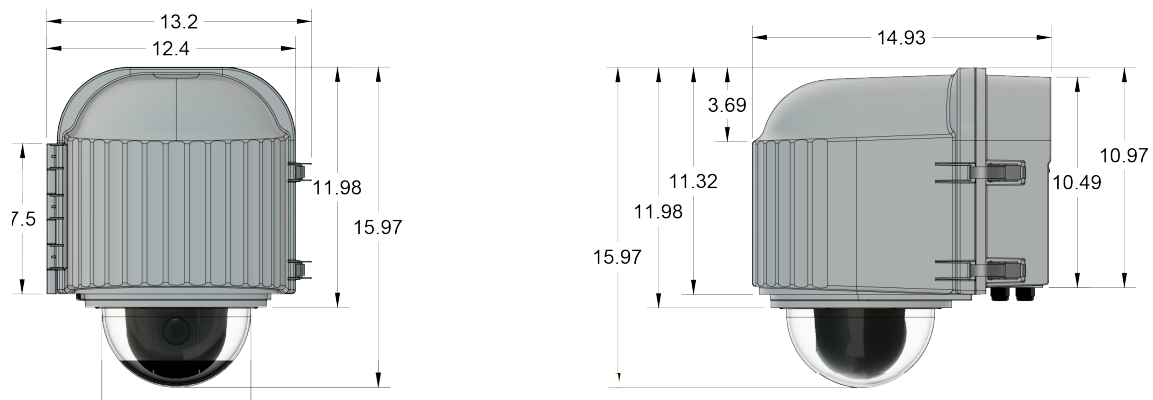
ENCLOSURE MOUNTING

- ▶ Wall Mount Bracket (Standard)
- ▶ Pole Mount Bracket (Optional)

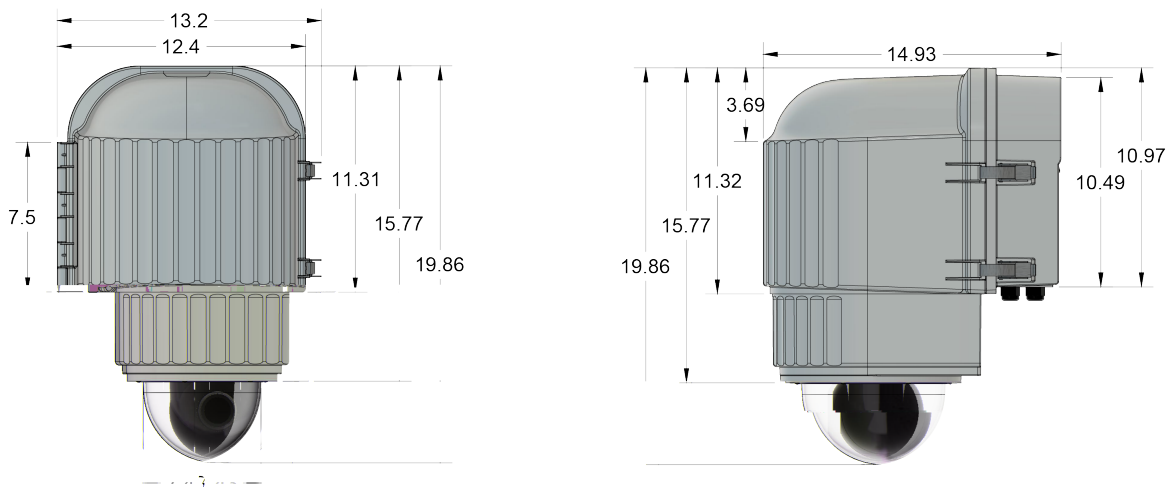
USER INTERFACE REQUIREMENTS

- ▶ Network Connection Required
- ▶ Compatible With All Modern Browsers
Internet Explorer Not Recommended
- ▶ Full API Documentation

DIMENSIONS - X|MOD (STANDARD)



DIMENSIONS - X|MOD-EV (EXTENDED VOLUME VERSION)



UPGRADES / ACCESSORIES / OPTIONS

- ▶ X|DC-INPUT - 10-60VDC Input Power for Solar Installations
- ▶ X|HALF-SHELF - Accessory Shelf
- ▶ X|PMB - Pole Mount Adapter with Leveling Plate
- ▶ X|HIGH-CFM - High CFM Fans
- ▶ X|EXT-TEMP - External Temperature Probe
- ▶ X|NVR - i3, i5 or i7 Processor Option



sales@xstreamdesigns.com
xstreamdesigns.com
858.768.2992

US Patents US8567963B1 • USD744570S1

PROTECTIVE IN MODERATE WEATHER ENVIRONMENTS