



Unicode® Technical Report #25

UNICODE SUPPORT FOR MATHEMATICS

Authors	Barbara Beeton (bnb@ams.org), Asmus Freytag (asmus@unicode.org), Murray Sargent III (murrays@microsoft.com)
Date	2017-05-30
This Version	http://www.unicode.org/reports/tr25/tr25-15.pdf
Previous Version	http://www.unicode.org/reports/tr25/tr25-14.pdf
Latest Version	http://www.unicode.org/reports/tr25/
Source Document	http://www.unicode.org/reports/tr25/tr25-15.docx
Data	http://www.unicode.org/Public/math/revision-15/
Revision	15

Summary

The Unicode Standard includes virtually all standard characters used in mathematics. This set supports a wide variety of math usage on computers, including in document presentation languages like \TeX , in math markup languages like MathML and OpenMath, in internal representations of mathematics for applications like Mathematica, Maple, and MathCAD, in computer programs, and in plain text. This technical report describes the Unicode support for mathematics and gives some of the imputed default math properties for Unicode characters.

Status

A Unicode Technical Report (UTR) contains informative material. Conformance to the Unicode Standard does not imply conformance to any UTR. Other specifications, however, are free to make normative references to a UTR.

Please submit corrigenda and other comments with the online reporting form [[Feedback](#)]. Related information that is useful in understanding this document is found in the [References](#). For the latest version of the Unicode Standard see [[Unicode](#)]. For a list of current Unicode Technical Reports see [[Reports](#)]. For more information about versions of the Unicode Standard, see [[Versions](#)].

Contents

UNICODE SUPPORT FOR MATHEMATICS.....1

Unicode Support for Mathematics

1. OVERVIEW.....	3
2. MATHEMATICAL CHARACTER REPERTOIRE	4
2.1 Mathematical Alphanumeric Symbols Block	4
2.2 Mathematical Alphabets	5
2.3 Fonts Used for Mathematical Alphabets	8
2.3.1 Representative Glyphs for Greek Phi	10
2.3.2 Representative Glyphs for U+2278 and U+2279	10
2.4 Locating Mathematical Characters	11
2.5 Duplicated Characters	11
2.6 Accented Characters	12
2.7 Operators	13
2.8 Superscripts and Subscripts	15
2.9 Arrows	16
2.10 Delimiters	16
2.11 Geometrical Shapes	19
2.12 Other Symbols	22
2.13 Symbol Pieces	22
2.14 Invisible Operators.....	23
2.15 Fraction Slash and Other Diagonals.....	24
2.16 Other Characters	26
2.17 Negations.....	26
2.18 Variation Selector	28
2.19 Novel Symbols not yet in Unicode.....	29
3. MATHEMATICAL CHARACTER PROPERTIES	30
3.1 Classification by Degree of Mathematical Usage	30
3.1.1 Strongly Mathematical Characters.....	31
3.1.2 Weakly Mathematical Characters	31
3.1.3 Other	33
3.2 Classification by Typographical Behavior	33
3.2.1 Alphabetic	33
3.2.2 Operators	33
3.2.3 Large Operators.....	34
3.2.4 Digits.....	34
3.2.5 Delimiters	34
3.2.6 Fences.....	35
3.2.7 Combining Marks	35
4. IMPLEMENTATION GUIDELINES.....	35
4.1 Use of Normalization with Mathematical Text	35
4.2 Bidirectional Layout of Mathematical Text	36
4.3 Input of Mathematical and Other Unicode Characters	37
4.4 Use of Math Characters in Computer Programs.....	39
4.5 Recognizing Mathematical Expressions.....	39
4.6 Some Examples of Mathematical Notation	40
5. DATA FILES	41
5.1 Mathematical Classification	41
5.2 Mapping to other Standards	42
6. SECURITY CONSIDERATIONS.....	42
REFERENCES.....	42
Additional References	45
Acknowledgements.....	46
Modifications	46

1. OVERVIEW

All of science and technology uses formulas, equations, and mathematical notation as part of the language of the subject. This report presents a discussion of the mathematics character repertoire of the Unicode Standard [[Unicode](#)] as used for mathematics, but this discussion is intended to apply to mathematical notation in general.

Mathematical documents using the Arabic script use additional conventions, in particular when typesetting mathematics from right to left. Such conventions are mentioned, but not documented here. This report also does not discuss mathematical symbols of purely historical or local interest, such as symbols found in ancient mathematical texts or digits used in script-specific systems for writing numeric quantities.

As described in the Unicode Character Property Model [[PropMod](#)], each Unicode character has associated character properties. This report describes the properties relevant to the mathematics character repertoire, including a number of properties that are not yet part of the Unicode Standard, and details character classifications by usage and by typography. In addition, this report gives some implementation guidelines for input methods and use of Unicode math characters in programming languages.

Some of the text of the character block descriptions in the Unicode Standard was based on early drafts of this report; as a result, there is significant overlap, although the focus of the presentation is different. Unlike the information in the standard itself, the information presented here is purely informative, even where it refers to or gives added information about normative features of the standard. As always, wherever there is a discrepancy, the text of the Standard has precedence. The notational conventions follow the use in [[Unicode](#)].

Character Shapes Shown in this Report. Many of the characters referenced in this report are shown inline with character code, name, and an inline shape. Because many mathematical characters require special fonts, which may not be available on all systems, no glyph may be available to the browser when viewing or printing this report, or the glyph that is selected by the browser may be dissimilar from that shown, for example, in the Unicode code charts [[Charts](#)]. For that reason, readers are encouraged not to rely on the detailed appearance of any glyphs displayed inline. In cases of relatively rare or more recently added characters, or where some widely available fonts use glyphs that are not suitable in the context of the discussion, the report does not attempt to provide a glyph image at all. In tables and examples, bitmapped images are used.

2. MATHEMATICAL CHARACTER REPERTOIRE

The Unicode Standard provides a quite complete set of standard math characters to support publication of mathematics on and off the web. The early versions of Unicode, through version 3.0, already included over three hundred math-specific symbols. Unicode 3.1 introduced almost a thousand new alphanumeric symbols, and Unicode 3.2 introduced six hundred new characters for operators, arrows, and delimiters. The more limited additions to the repertoire in the versions since then have filled some gaps in coverage, in particular for mapping existing ISO entity sets for publishing [[ISO9573](#)]. Unicode 9.0 contains a total of 2310 characters that have the [[Math](#)] property (see Math property in [[CharProp](#)]).

The repertoire of mathematical characters in [[Unicode](#)] is the result of input from many sources, notably from the STIX Project (Scientific and Technical Information Exchange) [[STIX](#)], a collaborative project of scientific and technical publishers. The STIX collection includes, but is not limited to, symbols gleaned from mathematical publications by experts from the American Mathematical Society (AMS), and symbol sets provided by Elsevier Publishing, the American Physical Society (APS), the American Institute for Physics (AIP), and the Institute for Electrical and Electronics Engineers (IEEE). This repertoire enables the display of virtually all standard mathematical symbols. Nevertheless, no collection of mathematical symbols can ever be considered complete; mathematicians and other scientists are continually inventing new mathematical symbols, which will be considered for addition as they become widely accepted in the scientific communities.

Mathematical Markup Language (*MathML™*) [[MathML](#)], an XML application [[XML](#)], is a major beneficiary of the increased repertoire for mathematical symbols. The W3C Math Working Group, which developed MathML, lobbied in favor of the inclusion of the new characters. In addition, the new characters lend themselves to direct plain text encoding of mathematics for various purposes which can be much more compact than MathML or \TeX , the typesetting language and program designed by Donald Knuth [[TeX](#)] (see [Section 4, Implementation Guidelines](#)).

2.1 Mathematical Alphanumeric Symbols Block

The [Mathematical Alphanumeric Symbols](#) block (U+1D400..U+1D7FF) contains a large collection of letter-like symbols for use in mathematical notation, typically for variables. The characters in this block are intended for use only in mathematical or technical notation; they are not intended for use in non-technical text. When used with markup languages, for example with MathML, the characters are expected to be used directly, instead of indirectly via entity references or by composing them from base letters and style markup.

Words Used as Variables. Sometimes whole words are used as variables, not just single letters. For word variables (see [Section 2.16](#) for an example and [Section 3.2.1](#)), normal letters are preferred over alphanumeric symbols because the juxtaposition of single-letter variables generally implies multiplication, or some other composition, rather than word formation.

Use of normal letters for word variables not only provides the necessary scoping, it also allows the use of a more extended alphabet and can be embellished by markup if desired.

2.2 Mathematical Alphabets

Basic Set of Alphanumeric Characters. Mathematical notation uses a basic set of mathematical alphanumeric characters which consists of:

- set of basic Latin digits (0 - 9) (U+0030..U+0039)
- set of basic uppercase Latin letters (A - Z) (U+0041..U+005A)
- set of basic lowercase Latin letters (a - z) (U+0061..U+007A)
- uppercase Greek letters A - Ω (U+0391..U+03A9), plus the nabla ∇ (U+2207), digamma F (U+03DC), and the variant of theta Θ given by U+03F4 (ϑ)
- lowercase Greek letters α - ω (U+03B1..U+03C9), plus the partial differential sign ∂ (U+2202), digamma Ϝ (U+03DD), and the six glyph variants of ε, θ, κ, φ, ρ, and π, given by U+03F5 (ϵ), U+03D1 (ϑ), U+03F0 (κ), U+03D5 (ϕ), U+03F1 (ρ), and U+03D6 (π).

For some characters in the basic set of Greek characters, two variants of the same character are included. This is because they can appear in the same mathematical document with different meanings, even though they would have the same meaning in Greek text.

Mathematical Accents. The diacritics, or accents, in mathematical text usually have special semantic significance different from that of changing the pronunciation of a letter, as is the case for text accents. Because the use of text accents such as the acute accent would interfere with common mathematical diacritics, only unaccented forms of the letters are used for mathematical notation. Examples of common mathematical diacritics that can be confused with text accents are the circumflex, macron, or the single or double dot above, the latter two of which are commonly used in physics to denote derivatives with respect to the time variable.

Mathematical symbols with diacritics are always represented by combining character sequences, except as required by normalization. See Unicode Standard Annex #15, “[Unicode Normalization Forms](#)” [[Normalization](#)] for more information. Note that normalization leaves all characters in the [Mathematical Alphanumeric Symbols](#) and [Letterlike Symbols](#) blocks unaffected. These blocks contain nearly all alphabetic characters used as math symbols.

Additional Characters. In addition to this basic set, mathematical notation also uses the bold upper- and lowercase digamma (U+1D7CA and U+1D7CB), and the four Hebrew-derived characters (U+2135..U+2138), for example in \aleph_0 for the first transfinite cardinal. Occasional uses of other alphabetic and numeric characters are known. Examples include U+0428 III CYRILLIC CAPITAL LETTER SHA, U+306E ㊦ HIRAGANA LETTER NO, the ideograph U+4E2D 中 and

Eastern Arabic-Indic digits (U+06F0..U+06F9). However, unlike the characters in the mathematical alphabets, these characters are only used in a single, basic form. See also the Arabic Mathematical Alphabets discussed later in this section.

Dotless Characters. In Unicode, the characters “i” and “j”, including their variations in the mathematical alphabets, have the `Soft_Dotted` property. Any conformant renderer will remove the dot when the character is followed by a nonspacing combining mark above. Therefore, using an individual *mathematical italic i* or *j* with math accents would result in the intended display. However, in mathematical equations an entire sub-expression can be placed underneath a math accent, for example, when a 'wide hat' is placed on top of $i + j$, as in this example shown together with the corresponding [TeX] notation:

$$\widehat{i + j} = \hat{i} + \hat{j}$$

`$$\widehat{\imath + \jmath} = \hat{\imath} + \hat{\jmath}$$`

Whenever a mathematical accent applies to an entire subexpression, a renderer can no longer rely simply on the presence of an adjacent combining character to substitute the undotted glyph; whether the dots should be removed in such a situation is no longer predictable. In TeX, this decision is left to the author, and some authors would want to use the dotted forms as in `$$\widehat{i + j}$$`.

In some documents, *mathematical italic dotless i* or *j* are used explicitly without any combining marks, or even in contrast to the dotted versions. Therefore, the Unicode Standard provides the explicitly dotless characters U+1D6A4 MATHEMATICAL ITALIC DOTLESS I and U+1D6A5 MATHEMATICAL ITALIC DOTLESS J. They map to the ISOAMSO entities `imath` and `jmath` or the [TeX] macros `\imath` and `\jmath` which by default are always italic. Their appearance in the code charts is similar to the shapes documented in the ISO 9573-13 entity sets and used by TeX. They do not form case pairs.

Where a math accent is immediately applied to these entities, as in the TeX expression `$$\hat{\imath} + \hat{\jmath}$$`, they could be mapped to *mathematical italic i* or *j* when converting to Unicode, but making general substitutions could result in an unintended appearance or a change to the document.

Semantic Distinctions. Mathematical notation requires a number of Latin and Greek alphabets that initially appear to be mere font variations of one another. For example, the letter H can appear as plain or upright (H), bold (H), italic (H), and script (H). However, in any given document, these characters have distinct, and usually unrelated, mathematical semantics. For example, a normal H represents a different variable from a bold H, *etc.* If these attributes are dropped in plain text, the distinctions are lost and the meaning of the text is altered. Without the distinctions, the well-known Hamiltonian formula

$$\mathcal{H} = \int d\tau (\epsilon E^2 + \mu H^2)$$

turns into the *integral* equation in the variable H :

$$H = \int d\tau(\epsilon E^2 + \mu H^2)$$

Mathematicians will object that a properly formatted integral equation requires all the letters in this example (except perhaps for the d) to be in italics. However, because the distinction between \mathcal{H} and H has been lost, they would recognize the equation as a fallback representation of an integral equation, and not as a fallback representation of the Hamiltonian. By encoding a separate set of alphabets, it is possible to preserve such distinctions in plain text.

Mathematical Alphabets. The alphanumeric symbols encountered in mathematics are given in the following table:

Table 2.1 Mathematical Alphabets

Math Style	Characters from Basic Set	Location
plain (upright, serifed)	Latin, Greek and digits	BMP
bold	Latin, Greek and digits	Plane 1
italic	Latin and Greek	Plane 1*
bold italic	Latin and Greek	Plane 1
script (calligraphic)	Latin	Plane 1*
bold script (calligraphic)	Latin	Plane 1
Fraktur	Latin	Plane 1*
bold Fraktur	Latin	Plane 1
double-struck	Latin and digits	Plane 1*
sans-serif	Latin and digits	Plane 1
sans-serif bold	Latin, Greek and digits	Plane 1
sans-serif italic	Latin	Plane 1
sans-serif bold italic	Latin and Greek	Plane 1
monospace	Latin and digits	Plane 1

* Some of these alphabets have characters in the BMP as noted in the following section.

The plain letters have been unified with the existing characters in the [Basic Latin](#) and [Greek](#) blocks. There are 24 double-struck, italic, Fraktur and script characters that already exist in the [Letterlike Symbols](#) block (U+2100..U+214F). These are explicitly unified with the characters in this block and corresponding holes have been left in the mathematical alphabets.

Compatibility Decompositions. All mathematical alphanumeric symbols have compatibility decompositions to the base Latin and Greek letters—folding away such distinctions, however, is usually not desirable as it loses the semantic distinctions for which these characters were encoded. See [Unicode Standard Annex #15, Unicode Normalization Forms \[Normalization\]](#) for more information.

Typical Uses. The following list catalogs examples of typical uses for some of these styles without intending to be exhaustive or exclusive.

- *lightface italic* -- variables
- *double-struck* -- sets
- *bold* -- vectors (more physics and applied areas, usually lowercase)
- *bold italic* -- matrices (uppercase)
- *lightface roman* -- operator names (sin, cos, etc.), some constants, units
- *lowercase Greek* -- angles
- *script (caps)* -- various operators, functions and transforms
- *sans-serif* -- dimensions of SI base quantities ([[NISTGuide](#)], p.23; uncertain whether lightface or bold)
- *bold italic sans-serif* -- tensors ([[NISTGuide](#)], p.34, also [[NISTStyle](#)] style sheet)

Arabic Mathematical Alphabets. Arabic mathematical notation (see [[Lazrek](#)]) uses mathematical alphabets based on the Arabic script and has six mathematical styles: isolated, initial, tailed, stretched, looped, and double-struck. A summary can be found in [[Benatia](#)]. Adjacent Arabic characters ordinarily take on positional shapes, as described in *Section 8.2, Arabic*, of [[Unicode](#)]. However, for designating mathematical variables, only certain letter forms are used, and they are expected to be unaffected by adjacent characters.

2.3 Fonts Used for Mathematical Alphabets

Mathematicians place strict requirements on the *specific* fonts being used to represent mathematical variables. Readers of a mathematical text need to be able to distinguish single letter variables from each other, even when they do not appear in close proximity. They must be able to recognize the letter itself, whether it is part of the text or is a mathematical variable, and lastly which mathematical alphabet it is from.

Fraktur. The black letter style is often referred to as *Fraktur* or *Gothic* in various sources. Technically, Fraktur and Gothic typefaces are distinct designs from black letter, but any of several font styles similar in appearance to the forms shown in the charts can be used.

Math Italics. Mathematical variables are most commonly set in italic, but not all italic fonts can be used successfully. In common text fonts, the *italic letter v* and the *Greek letter v* are not very distinct. A rounded *italic letter v* is therefore preferred in a mathematical font, as long as it is distinct from the *Greek upsilon v*. There are other letters which sometimes have similar shapes and require special attention to avoid ambiguity. Examples are

italic a	<i>a</i>	α	alpha
italic v (pointed)	<i>v</i>	ν	nu
italic v (rounded)	<i>v</i>	υ	upsilon
script X	\mathcal{X}	χ	chi
plain Y	Y	Υ	Upsilon

Theorems are commonly printed in a text italic font. A font intended for mathematical variables should support clear visual distinctions so that variables can be reliably separated from italic text in a theorem. Some languages have common single letter words (English *a*, Scandinavian *i*, etc.), which can otherwise be easily confused with common variables.

Hard-to-distinguish Letters. Not all sans-serif fonts allow an easy distinction between *lowercase l* and *uppercase I*, and not all monospaced (fixed width) fonts allow a distinction between the *letter l* and the *digit 1*. Such fonts are not usable for mathematics. In Fraktur, the letters I and J in particular must be made distinguishable. Overburdened Black Letter forms like I and J are inappropriate. Similarly, the *digit zero* must be distinct from the *uppercase letter O*, and the empty set \emptyset must be distinct from the *letter o with stroke* ('Ø') for all mathematical alphanumeric sets. Some characters are so similar that even mathematical fonts do not attempt to provide distinguished glyphs for them. Their use is normally avoided in mathematical notation unless no confusion is possible in a given context, for example *uppercase A* and *uppercase Alpha* (A).

Font Support for Combining Diacritics. Mathematical equations require that characters be combined with diacritics (dots, tilde, circumflex, or arrows above are common), as well as followed or preceded by super- or subscripted letters or numbers. This requirement leads to designs for *italic* styles that are less inclined, and *script* styles that have smaller overhangs and less slant than equivalent styles commonly used for text such as wedding invitations.

Typestyle for Script Characters. In some instances, a deliberate unification with a non-mathematical symbol has been undertaken; for example, U+2133 SCRIPT CAPITAL M is unified with the pre-1949 symbol for the German currency unit *Mark*. This unification restricts the range of glyphs that can be used for this character in the charts. Therefore the font used for the reference glyphs in the code charts uses a simplified 'English Script' style, as recommended by the American Mathematical Society. For consistency, other script characters in the [Letterlike Symbols](#) block are now shown in the same typestyle.

The two characters U+2113 ℓ SCRIPT SMALL L, and U+2118 \wp SCRIPT CAPITAL P, are not regular script characters, despite their character names. The latter is the symbol for the *Weierstrass elliptic function*, a calligraphic letter shape based on the small p, and the former is derived from a special italic letter shape called an 'ell', and is unified with the common non-SI symbol for the liter [[SI](#)]. The characters U+1D4C1 ℓ MATHEMATICAL SCRIPT SMALL L and U+1D4AB \mathcal{P} MATHEMATICAL SCRIPT CAPITAL P are the preferred characters for the script style.

Double-struck Characters. The double-struck glyphs shown in earlier editions of the standard attempted to match the design used for all the other Latin characters in the standard, which is based on Times. The current set of fonts for use in the character code charts was prepared after consultation with the American Mathematical Society and leading publishers of mathematics, and shows much simpler forms that are derived from the forms written on a blackboard. However, this font represents just one possible representation of double-struck characters; both serified and non-serified forms can be used in mathematical texts, and inline fonts are found in works published by certain publishers. Some fonts differ in which strokes of a glyph to double, for example the left or right leg of the *uppercase A*. There is no

intention to support any of these stylistic preferences via character encoding, therefore only one set of double-struck mathematical alphanumeric symbols is encoded.

2.3.1 Representative Glyphs for Greek Phi

With Unicode 3.0 and the concurrent second edition of ISO/IEC 10646-1, the representative glyphs for U+03C6 GREEK LETTER SMALL PHI φ and U+03D5 GREEK PHI SYMBOL ϕ were exchanged. In ordinary Greek text, the character U+03C6 φ is used exclusively, although this character has considerable glyphic variation, sometimes represented with a glyph more like the representative glyph shown for U+03C6 (φ , the “loopy” form) and less often with a glyph more like the representative glyph shown for U+03D5 (ϕ , the “straight” form). See the [Greek](#) table in the character code charts [[Charts](#)].

For mathematical and technical use, the straight form ϕ of the *small phi* is an important symbol (T_EX `\phi`) and needs to be consistently distinguishable from the loopy form (T_EX `\varphi`). The straight form phi glyph ϕ is used as the representative glyph for the *phi symbol* at U+03D5 to satisfy this distinction.

The assignment of representative glyphs was reversed in versions of the Unicode Standard prior to Unicode 3.0. As a result, the character explicitly identified as the mathematical symbol did not have the straight form of the character that is the preferred glyph for that use. Furthermore, it made it unnecessarily difficult for general purpose fonts supporting ordinary Greek text to also add support for Greek letters used as mathematical symbols, because many of those fonts already used the loopy form glyph φ for U+03C6, as preferred for Greek body text. To support the phi symbol as well, they would have had to disrupt glyph choices already optimized for Greek text.

When mapping symbol sets or SGML entities to the Unicode Standard, it is important to make sure that codes or entities, such as `phi1`, that require the straight form of the *phi symbol* be mapped to U+03D5 and not to U+03C6. Mapping to the latter should be reserved for codes or entities that represent the *small phi* as used in ordinary Greek text.

Fonts used primarily for Greek text may use either glyph form for U+03C6, but fonts that also intend to support technical use of the Greek letters should use the loopy form to contrast with the straight form used for U+03D5.

2.3.2 Representative Glyphs for U+2278 and U+2279

In Unicode 3.2 the representative glyphs for U+2278 NEITHER LESS-THAN NOR GREATER-THAN and U+2279 NEITHER GREATER-THAN NOR LESS-THAN were changed from using a vertical cancellation to using a slanted cancellation to match the long standing canonical decompositions for these characters, which use U+0338 COMBINING LONG SOLIDUS OVERLAY. Irrespective of this change to the representative glyphs, the symmetric forms using the vertical stroke remain acceptable glyph variants. Using U+2276 \leq or U+2277 \geq followed by U+20D2 COMBINING LONG VERTICAL LINE OVERLAY represents these upright variants explicitly.

Except for those fonts created with the intention to add support for *both* forms (via combination of U+2276 \leq or U+2277 \geq with U+20D2 for the upright forms) there is no need to revise the glyphs for U+2278 and U+2279: the glyphic range implied by using these character codes encompasses both shapes.

2.4 Locating Mathematical Characters

Mathematical characters can be located by looking in the code charts [[Charts](#)] at the blocks listed below or by checking the Unicode MATH property, which is assigned to characters that naturally appear in mathematical contexts (see *Section 3, [Mathematical Character Properties](#)*). In the text of this report, all block names are linked to their corresponding online code chart. Mathematical characters can be found in the following blocks:

Table 2.2 Locations of Mathematical Characters

Block Name	Range	Character Types
Basic Latin	U+0021–U+007E	Variables, operators, digits*
Greek and Coptic	U+0370–U+03FF	Variables*
General Punctuation	U+2000–U+206F	Spaces, Invisible operators*
Letterlike Symbols	U+2100–U+214F	Variables*
Arrows	U+2190–U+21FF	Arrows, arrow-like operators
Mathematical Operators	U+2200–U+22FF	Operators
Miscellaneous Technical	U+2300–U+23FF	Braces, operators*
Geometrical Shapes	U+25A0–U+25FF	Symbols
Misc. Mathematical Symbols-A	U+27C0–U+27EF	Symbols and operators
Supplemental Arrows-A	U+27F0–U+27FF	Arrows, arrow-like operators
Supplemental Arrows-B	U+2900–U+297F	Arrows, arrow-like operators
Misc. Mathematical Symbols-B	U+2980–U+29FF	Braces, symbols
Suppl. Mathematical Operators	U+2A00–U+2AFF	Operators
Misc. Symbols and Arrows	U+2B00–U+2BFF	Arrows, operators, symbols
Mathematical Alphanumeric Symbols	U+1D400–U+1D7FF	Variables and digits
Arabic Math. Alphabetic Symbols	U+1EE00–U+1EEFF	Variables and functions
Geometric Shapes Extended	U+1F780–U+1F7FF	Symbols
Other blocks	...	Characters for occasional use

*This block contains non-mathematical characters as well.

2.5 Duplicated Characters

Some Greek letters are encoded elsewhere as technical symbols. These include U+00B5 μ MICRO SIGN, U+2126 Ω OHM SIGN, and several characters among the APL functional symbols in the [Miscellaneous Technical](#) block. U+03A9 Ω GREEK LETTER CAPITAL OMEGA is the canonical equivalent of U+2126 Ω and its use is preferred. *Micro sign* is included in several parts of ISO/IEC 8859, and therefore supported in many legacy environments where U+03BC μ GREEK LETTER SMALL MU is not available. Implementations therefore need to be able to recognize the micro sign, even though U+03BC μ is the preferred character in a Unicode context.

Latin letters duplicated include U+212A K KELVIN SIGN and U+212B Å ANGSTROM SIGN. As in the case of the *ohm sign*, the corresponding regular Latin letters are canonical equivalents, therefore their use is preferred.

The *left* and *right angle brackets* at U+2329 and U+232A have long been canonically equivalent with the CJK punctuation characters “〈” and “〉” (U+3008 and U+3009). Canonical equivalence implies that the use of the latter code points is preferred and can be substituted at any time. As a consequence, not only 3008 and 3009 but also the characters 2329 and 232A are ‘wide’ characters. See [Unicode Standard Annex #11, East Asian Width \[EAW\]](#). Unicode 3.2 added two new *mathematical angle bracket* characters ⟨ ⟩ (U+27E8 and U+27E9) that are unequivocally intended for mathematical use and should be used instead of U+2329 and U+232A.

2.6 Accented Characters

Mathematical characters are often enhanced via use of combining marks in the ranges U+0300..U+036F and the combining marks for symbols in the range U+20D0..U+20FF. These characters follow the base characters as in non-mathematical Unicode text. This section discusses these characters and preferred ways of representing accented characters in mathematical expressions. If a span of characters is enhanced by a combining mark, for example, a tilde over AB, typically some kind of higher-level markup is needed as is done in [\[MathML\]](#). Unicode does include some combining marks that are designed to be used for pairs of characters, for example, U+0360..U+0362. However, their use for mathematical text is not encouraged.

For some mathematical characters, such as many negated relations, there are multiple ways of expressing the character: as precomposed or as a sequence of base character and combining mark (see also [Section 2.17, Negations](#)). Having only a single way to represent any given character would simplify recognizing the character in searches and other manipulations. Selecting a unique representation among multiple equivalent representations is called *normalization*. Unicode Standard Annex #15 [Unicode Normalization Forms \[Normalization\]](#) discusses the subject in detail; however, due to requirements of non-mathematical software, not all the normalization forms presented there are ideal from the perspective of mathematics.

Ideally, one always uses the shortest form of a math operator symbol wherever possible. So U+2260 ≠ should be used for the *not equal sign* instead of the combining sequence <003D, 0338>. If a negated operator lacking a precomposed form is needed, U+0338 COMBINING LONG SOLIDUS OVERLAY or U+20D2 COMBINING VERTICAL LONG OVERLAY can be used to indicate negation. This approach concurs with Normalization Form C (NFC), which is also the preferred normalization form for use on the web.

On the other hand, for accented *alphabetic* characters used as variables, ideally only decomposed sequences are used, because mathematics uses a multitude of combining marks that greatly exceeds the predefined composed characters in Unicode. Accordingly, it is better to

have the math display facility handle all of these cases uniformly to give a consistent look between characters that happen to have a fully composed Unicode character and those that do not. The combining character sequences also typically have semantics as a group, so it is useful to be able to manipulate and search for them individually without the need for special tables to decompose characters for this purpose. Since there are no precomposed math alphanumeric symbols, this approach concurs with Normalization Form C, *except* for the upright alphabetic characters (ASCII letters).

To facilitate interchange on the web, accented characters should conform to NFC when interchanged. However, to achieve consistent results, a mathematical display system should transiently decompose any precomposed upright letters when used in mathematical expressions, and should use a single algorithm to place embellishments.

Normalization Form D (NFD) uses the opposite approach from NFC. It works naturally for mathematical use of alphabetic characters, but does not use the shortest encoding of math operator symbols, making it less attractive. The other two normalization forms NFKC and NFKD remove the distinction between math alphanumeric alphabets, mapping all of them to plain ASCII or Greek characters. As a result they would destroy the semantics of many mathematical expressions, and should never be used with mathematical texts.

2.7 Operators

The [Mathematical Operators](#) (U+2200..U+22FF), [Miscellaneous Mathematical Symbols-A](#) (U+27C0..U+27FF), [Miscellaneous Mathematical Symbols-B](#) (U+2980..U+29FF), and [Supplemental Mathematical Operators](#) (U+2A00..U+2AFF) contain many mathematical operators, relations, geometric symbols and other symbols with special usages confined largely to mathematical contexts. In addition to the characters in these blocks, mathematical operators are also found in [Basic Latin](#) (ASCII) and [Latin-1 Supplement](#). A few of the symbols from [Miscellaneous Technical](#) and characters from [General Punctuation](#) are also used in mathematical notation. The allocation of any operator to a particular block is rarely significant.

Semantics. Mathematical operators often have more than one meaning in different disciplines or different contexts. For example, the “+” symbol normally denotes addition in a mathematical context but might refer to concatenation in a computer science context dealing with strings, or incrementation, or have any number of other functions in given contexts. Therefore, the Unicode Standard only encodes a single character for a single symbolic form. There are numerous other instances in which several semantic values can be attributed to the same Unicode value. For example, U+2218 ◦ RING OPERATOR may be the equivalent of *white small circle* or *composite function* or *APL jot*. The Unicode Standard does not attempt to distinguish all possible semantic values that may be applied to mathematical operators or relational symbols. It is up to the application or user to distinguish such meanings according to the appropriate context. Where information is available about the usage (or usages) of particular symbols, it has been indicated in the character annotations in the code charts printed in [\[Unicode\]](#) and in the [online code charts \[Charts\]](#).

Similar Glyphs. The Standard includes many characters that appear to be quite similar to one another, but that may convey different meaning in a given context. On the other hand, mathematical operators, and especially relation symbols, may appear in various standards, handbooks, and fonts with a large number of purely graphical variants. Where variants were recognizable as such from the sources, they were not encoded separately.

For relation symbols, the choice of a vertical or forward-slanting stroke typically seems to be an aesthetic one, but both slants might appear in a given context. However, a back-slanted stroke almost always has a distinct meaning compared to the forward-slanted stroke. See [Section 2.18, *Variation Selector*](#) for more information on some particular variants.

Unifications. Mathematical operators such as *implies* and *if and only if* have been unified with the corresponding arrows (U+21D2 \Rightarrow RIGHTWARDS DOUBLE ARROW and U+2194 \leftrightarrow LEFT RIGHT ARROW, respectively) in the [Arrows](#) block. Sometimes *if and only if* is represented by U+21D4 \Leftrightarrow LEFT RIGHT DOUBLE ARROW or is abbreviated to “iff”.

The operator U+2208 \in ELEMENT OF is occasionally rendered with a taller shape than shown in the code charts. Mathematical handbooks and standards treat these characters as variants of the same glyph. U+220A \in SMALL ELEMENT OF is a distinctively small version of the *element of* that originates in mathematical pi fonts. (Its glyph should be upright, not slanted.)

The operators U+226B \gg MUCH GREATER-THAN and U+226A \ll MUCH LESS-THAN are sometimes rendered in a nested shape, but the Unicode Standard provides a single encoding for each operator.

A large class of unifications applies to variants of relation symbols involving equality, similarity, and/or negation. Variants involving one- or two-barred *equal signs*, one- or two-tilde *similarity signs*, and vertical or slanted *negation slashes* and *negation slashes* of different lengths are not separately encoded. Thus, for example, U+2288 $\not\subseteq$ NEITHER A SUBSET OF NOR EQUAL TO, is the archetype for at least six different glyph variants noted in various collections.

In a few exceptional instances, essentially stylistic variants are separately encoded because the need for round trip character mapping to other standards that distinguish the two forms. Examples include U+2265 \geq GREATER-THAN OR EQUAL TO, which is distinguished from U+2267 \geq GREATER-THAN OVER EQUAL TO; the same distinction applies to U+2264 \leq LESS-THAN OR EQUAL TO and U+2266 \leq LESS-THAN OVER EQUAL TO.

Greek-Derived Operators. Several mathematical operators derived from Greek characters have been given separate encodings because they are used differently than the corresponding letters. These operators may occasionally occur in context with Greek-letter variables. They include U+2206 Δ INCREMENT, U+220F \prod N-ARY PRODUCT, and U+2211 \sum N-ARY SUMMATION. The latter two are large operators that take limits. Some typographical aspects of operators are discussed in [Section 3.2, *Classification by Typographical Behavior*](#). For example, the *n*-ary operators are distinguished from letter variables by their larger size and the fact that they take limit expressions.

Minus sign. U+2212 – MINUS SIGN is the preferred representation of the unary and binary minus sign rather than the ASCII-derived U+002D - HYPHEN-MINUS, because *minus sign* is unambiguous and because it is rendered with a more desirable length, usually longer than a *hyphen*.

Miscellaneous Symbols. The range from U+22EE ∴ to U+22F1 ∷ contains a set of ellipses used in matrix notation. The U+22EF ⋯ MIDLINE HORIZONTAL ELLIPSIS is also usually used instead of the U+2026 … HORIZONTAL ELLIPSIS when the ellipsis follows a binary operator as in the expression $a + b + \dots + z$ (see also [Horizontal Delimiters](#)).

U+2023 ▸ TRIANGULAR BULLET and U+25B8 ► BLACK RIGHT-POINTING SMALL TRIANGLE are not intended to be distinct in appearance. For historical reasons these two are encoded separately and not made canonical equivalents of each other. U+25B8 ► is the preferred character.

Sometimes, specific glyph forms are chosen by notational style or are needed for contrast with other notation in the same document. For example, the symbol U+2205 ∅ EMPTY SET can be found in its slashed zero-shaped glyph form \emptyset in documents typeset in TeX, using the command `\emptyset`, or in contexts where it is contrasted with the semantically distinct slashed digit zero.

For this and certain other well-established glyph variants of mathematical symbols, standardized variation sequences were added to the Unicode Standard. Thus, for example, the standardized variation sequence $\langle U+2205, U+FE00 \rangle$ can be used to represent the variant \emptyset of the empty-set symbol. To avoid the misuse of that sequence for the glyph variant of the digit zero with a short diagonal stroke “ø”, the standardized variation sequence $\langle U+0030, U+FE00 \rangle$ was separately specified for that digit glyph variant.

2.8 Superscripts and Subscripts

The [Superscripts and Subscripts](#) block (U+2070..U+209F) together with U+00B2 ², U+00B3 ³, and U+00B9 ¹ contain a collection of superscript and subscript digits and punctuation that can be useful in mathematics. If they are used, it is recommended that they be displayed with the same font size as other subscripts and superscripts at the corresponding nested script level. For example, a^2 and $a\langle\sup\rangle 2\langle/\sup\rangle$ should be displayed the same. However, these subscript/superscript characters are not used in MathML or TeX and their use with XML documents for mathematical use is discouraged, see [Unicode Technical Report #20, Unicode in XML and other Markup Languages \[UXML\]](#). Editors for these formats may offer facilities to convert these characters to regular characters plus markup.

Parsing of Superscript and Subscript Digits. Unlike regular digits the superscript and subscript digits have not been given the General Category property of Decimal_Digit (Nd). This prevents expressions like 2^3 from being interpreted as 23 by simplistic numeric parsers. More sophisticated numeric parsers, such as general mathematical expression parsers, can nevertheless choose to identify these compatibility superscript and subscript characters as digits and interpret them appropriately within their own scope.

2.9 Arrows

Arrows are used for a variety of purposes in mathematics and elsewhere, such as to imply directional relation, to show logical derivation or implication, and to represent the cursor control keys. Accordingly Unicode includes a fairly extensive set of arrows in the [Arrows](#) block U+2190..U+21FF, [Supplemental Arrows-A](#) U+27F0..U+27FF, [Supplemental Arrows-B](#) U+2900..U+297F, [Miscellaneous Symbols and Arrows](#) U+2B00..U+2BFF and [Supplemental Arrows-C](#) U+1F800..U+1F8FF, many of which appear in mathematics. It does not attempt to encode every possible stylistic variant of arrows separately, especially where their use is mainly decorative. For most arrow variants, the Unicode Standard provides encodings in the two horizontal directions, often in the four cardinal directions. For the single and double arrows, the Unicode Standard provides encodings in eight directions.

Unifications. Arrows expressing mathematical relations have been encoded in the [Arrows](#) block U+2190..U+21FF. An example is U+21D2 \Rightarrow RIGHTWARDS DOUBLE ARROW, which may be used to denote *implies*. Where available, such usage information is indicated in the annotations to individual characters in the Unicode Standard [[Unicode](#)], Chapter 24, *About the Code Charts*, and in the [online code charts](#) [[Charts](#)].

Long Arrows. The long arrows encoded in the range U+27F5..U+27FF map to standard SGML entity sets supported by MathML. Long arrows represent distinct semantics from their short counterparts, rather than mere stylistic glyph differences. For example, the shorter forms of arrows are often used in connection with limits, whereas the longer ones are associated with mappings. The use of the long arrows is so common that they were assigned entity names in the ISOAMSA entity set, one of the suites of mathematical symbol entity sets covered by the Unicode Standard.

2.10 Delimiters

The mathematical white square brackets, angle brackets, and double angle brackets encoded at U+27E6..U+27EB are intended for ordinary use of these particular bracket types. They are unambiguously narrow, are for use in mathematical and scientific notation, and should be distinguished from the corresponding wide forms of white square brackets, angle brackets, and double angle brackets used in CJK typography. (See the [CJK Symbols and Punctuation](#) block.)

For ordinary tortoise-shell brackets, the use of U+2772 [LIGHT LEFT TORTOISE SHELL BRACKET ORNAMENT and U+2773] LIGHT RIGHT TORTOISE SHELL BRACKET ORNAMENT is recommended for mathematical use, instead of the CJK Punctuation characters at U+3014 and U+3015. In this instance [[Unicode](#)] relaxes the constraint on the design of the [Dingbats](#) block, which is that glyphs for characters in this block are intended to match the design of the popular Zapf Dingbats.

The set of lenticular brackets in the CJK Punctuation block has not been duplicated because mathematical use has not yet been demonstrated, although they are used in [UnicodeMath](#).

Fonts containing 'wide glyphs' for these characters that include white space padding, are unsuitable for mathematical or other non-CJK use.

Deprecated Delimiters. The angle brackets formerly aliased as “bra” and “ket”, U+2329 ⟨ LEFT-POINTING ANGLE BRACKET and U+232A ⟩ RIGHT-POINTING ANGLE BRACKET, are now deprecated for use with mathematics because their canonical equivalence to CJK angle brackets is likely to result in unintended wide spacing problems when used in mathematical formulae. Instead one should use U+27E8 ⟨ and U+27E9 ⟩, respectively.

Horizontal Delimiters. Delimiters are often used horizontally, where they expand to the width of the expression they encompass, as in this example from [TeX].

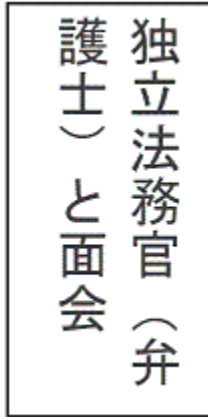
$$\begin{array}{ll}
 \$\$ \overbrace{x + \cdots + x}^{k \text{ times}} \{k \text{ \rm \; times}\} \$\$ & \overbrace{x + \cdots + x}^{k \text{ times}} \\
 \$\$ \underbrace{x + y + z}_{>0} \{>\,0\} \$\$ & \underbrace{x + y + z}_{>0}
 \end{array}$$

By providing character codes for these delimiters, mathematical layout systems can be designed so that both regular and horizontal delimiters are encoded as characters, with markup designating the scope where necessary. When the horizontal mathematical brackets are used, all other letters, symbols and digits remain upright as illustrated in the example above. Table 2.3 lists the Unicode characters for horizontal delimiters.

Table 2.3 Horizontal Delimiters

Code	Glyph	Description
23B4	⏏	TOP SQUARE BRACKET
23B5	⏏	BOTTOM SQUARE BRACKET
23DC	(TOP PARENTHESIS
23DD)	BOTTOM PARENTHESIS
23DE	{	TOP CURLY BRACKET
23DF	}	BOTTOM CURLY BRACKET
23E0	(TOP TORTOISE SHELL BRACKET
23E1)	BOTTOM TORTOISE SHELL BRACKET

Use of horizontal delimiters is different from horizontal display of delimiters in vertical layout of East Asian text, where ideographic characters remain upright, but non-ideographic



characters (letters, digits) are rotated 90°. For example, the parentheses in the vertical text in the figure to the right have very different rendering from the under/overbrace examples above.

The CJK Compatibility Forms U+FE35 ◡ through U+FE39 ◡ have shapes that are superficially similar to the horizontal delimiters, but these characters are not mathematical and have quite different rendering requirements. They are encoded for compatibility with character sets that use explicit character codes for the vertical glyph variants of punctuation characters. Like other CJK punctuation, CJK Compatibility Forms have the [EAW] property of W (wide) and are typically implemented in one half of an EM square, with the other half empty. Layout algorithms using these characters predict

the empty half cell based on the character code, and reduce intercharacter spacing accordingly in some circumstances.

Floors and Ceilings. Ideal forms of floors and ceilings are shaped like tall sans-serif L shapes, with their horizontal and vertical reflections appropriately translated about, with floors extending below the baseline and ceilings ending at about cap height. Stroke width tends to be uniform. The horizontal foot is short, but not too short. It should be noted that because mathematical notation uses these symbols in distinction to both square brackets and ordinary (quine) corners, adherence to these specifications is critical to allow unambiguous recognition.

Vertical lines. There are two series of characters that consist of one or more vertical lines, and that have specific use in mathematics. These are shown in Table 2.4.

Table 2.4 Vertical Lines

Usage	Description
Delimiters	U+007C VERTICAL LINE (1 line)
	U+2016 DOUBLE VERTICAL LINE (2 lines)
	U+2980 TRIPLE VERTICAL BAR DELIMITER (3 lines)
Operators	U+2223 DIVIDES (1 line)
	U+2225 PARALLEL TO (2 lines)
	U+2AF4 TRIPLE VERTICAL BAR BINARY RELATION (3 lines)
	U+2AFC LARGE TRIPLE VERTICAL BAR OPERATOR (3 lines)

The first set are used for delimiters or “fenceposts,” as in

$$|x|, \|x\|, \|\!|x\|\!, \text{ or } \langle a|b \rangle$$

in mathematical layout they increase in size as the expression gets taller. The naming of U+2980 is a bit unfortunate in that it substitutes BAR for LINE. The characters in the second set are operators; they always occur between two elements, as in

$$x \mid y, x \parallel y, \text{ or } x \lll y$$


They too should be able to get taller if the elements they're between happen to be something like fractions, but the semantics and spacing are quite different from the others. The large form is used as an n -ary operator.

2.11 Geometrical Shapes

The basic geometric shapes (circle, square, triangle, diamond, and lozenge) are used for a variety of purposes in mathematical texts. Because their shapes are distinct and they are easily available in multiple sizes from a variety of widely available fonts, they are also often used in an ad-hoc manner. In Unicode they are encoded in the [Geometrical Shapes](#), [Miscellaneous Technical](#), [Block Elements](#), [Miscellaneous Symbols](#), [Miscellaneous Symbols and Arrows](#) and [Geometric Shapes Extended](#) blocks as shown in Table 2.5.

Ideal Sizes. Mathematical usage requires at least four distinct sizes of certain simple shapes, and sometimes more. The size gradation must allow each size to be recognized, even when it occurs in isolation. In other words, shapes of the same size should ideally have roughly the same visual “impact” as opposed to same nominal height or width. The shapes shown here for a given size all have the same area.

For mathematical usage simple shapes ideally share a common center. The following diagram shows the ideal size relationship across shapes of the same nominal size.



































The precise sizes and shapes chosen, however, are a matter for the font designer. Note that neither the current set of representative glyphs in the standard nor the glyphs from many commonly available non-mathematical fonts achieve the ideals set forth here.

Suggested Sizes. The intended sizes of existing characters and their names in [[Unicode](#)] as shown in the code charts are not always consistent. The suggested sizes here correspond to a geometric progression where for each size all characters have the same visual impact. Shapes for which only one of the columns with a “default” size exists can be implemented either as regular or medium size. The former is shown here, the latter may be more suitable for mathematical work. Table 2.5 summarizes the available sizes for a given symbol.

Table 2.5 Sizes of Simple Shapes

shape	tiny	very small	slightly small	small (Bullet)	medium small	medium (default1)	regular (default2)	large
triangle left				◀ ◁ 25C2 25C3		◀ 2BC7	◀ ◁ 25C0 25C1	
triangle right				▶ ▷ 25B8 25B9 2023		▶ 2BC8	▶ ▷ 25B6 25B7	
triangle up				▲ △ 25B4 25B5		▲ 2BC5	▲ △ 25B2 25B3	
triangle down				▼ ▾ 25BE 25BF		▼ 2BC6	▼ ▾ 25BC 25BD	
square	▪ 1F78C	▪ □ 2B1D 2B1E	▪ 1F78D	▪ □ 25AA 25AB	▪ □ 25FE 25FD	▪ □ 25FC 25FB	▪ □ 25A0 25A1	▪ □ 2B1B 2B1C
diamond	◆ 1F797	◆ 1F798		◆ ◇ 2B29 22C4	◆ 1F799	◆ ◇ 2B25 2B26	◆ ◇ 25C6 25C7	
lozenge	◆ 1F79D	◆ 1F79E		◆ ◇ 2B2A 2B2B	◆ 1F79F	◆ ◇ 2B27 2B28	◆ ◇ 29EB 25CA	
pentagon up							⬆ ⬆ 2B1F 2B20	
pentagon right							⬆ ⬆ 2B53 2B54	
pentagon down							⬆ 2BC2	
hexagon horiz.							⬆ ⬆ 2B23 2394	
hexagon vertical							⬆ ⬆ 2B22 2B21	
octagon horiz.							⬆ 2BC3	
octagon vertical							⬆ 2BC4	
five pointed star				★ ☆ 2B51 2B52	★ 22C6	★ 2B50	★ ☆ 2605 2606	

ellipse horiz.														
									2B2C	2B2D				
ellipse vertical														
									2B2E	2B2F				
circle		 	 	 	 	 	 	 	 					
	22C5	2219 00B7	2218	1F784	2022	25E6	2981	26AC	26AB	26AA	25CF	25CB	2B24	25EF
circled circles														
	2299	2609				233E								
circled circles		 												
	2A00	29BF	229A			29BE	25C9	25CE						

Most simple geometrical shapes exist in both black and outline (white) form in a single default size. The default size as shown in the code charts would be in the column marked “regular”, while for many font implementations, a size corresponding to the column marked “medium” is chosen. As it is difficult to distinguish higher-order polygons at smaller sizes, size distinctions for such shapes are less useful for notational purposes. Triangles exist in two sizes, a default size and a small, bullet size. Lozenges and diamonds exist in a default size, an intermediate size and a bullet size. Squares and circles exist in black and white in all sizes from very small to large. There is also a tiny circle, essentially a centered dot. At the tiny size, distinction between different shapes, or black and outline forms, becomes impossible.

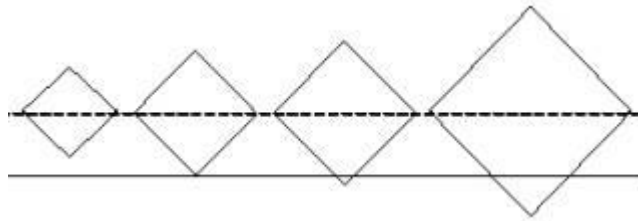
Arrangement in Code Space. For circles in particular, but also for lozenges, diamonds and stars, the white and black forms are not encoded under matching names or close together. The series of circled circles is also distributed across the Unicode code space.

Sizes of Derived Shapes. Circled and squared operators and similar derived shapes are more constrained in their usage than “plain” geometric shapes. They tend to occur in two generic sizes based on function: a smaller size for binary operators and large size for n-ary operators. Other than circled circles, they are not shown here. Circled circles come in two series, based on the size of the enclosing circle. The set of circled circles may be extended by the use of U+20DD COMBINING ENCLOSING CIRCLE.

Orientation. Some geometric shapes can exist in more than one orientation. For triangles, the Unicode Standard encodes the four principal directions. Ovals, pentagons and hexagons exist in two orientations; U+2394 \square SOFTWARE FUNCTION SYMBOL can be used as a horizontal white hexagon. The choice of right-pointing pentagon is based on its use as an avatar of the unit pentagon on the complex plane. Generic use in geometry would use the upright orientation.

Positioning. For a mathematical font, the centerline should go through the middle of a parenthesis, which should go from bottom of descender to top of ascender. This is the same level as the minus or the middle of the plus and equal signs. For correct positioning, the glyph

will descend below the baseline for the larger sizes of the basic shapes as in the following schematic diagram:



The standard triangles used for mathematics are also center aligned. This differs from the positioning for the representative glyphs shown in the charts, which are often based on existing non-mathematical fonts. Therefore, mathematical fonts may need to deviate in positioning of these triangles.

2.12 Other Symbols

Other symbols used in mathematics are contained in the [Miscellaneous Technical](#) block (U+2300..U+23FF), the Geometric Shapes block (U+25A0..U+25FF), the [Miscellaneous Symbols](#) block (U+2600..U+267F), and the General Punctuation block (U+2000..U+206F).

Generally, any easily recognized and distinct symbol is fair game for mathematicians faced with the need of creating notations for new fields of mathematics. For example, the card suits, U+2665 ♡ BLACK HEART SUIT, U+2660 ♠ BLACK SPADE SUIT, etc., can be found as operators and as subscripts.

2.13 Symbol Pieces

The characters from the [Miscellaneous Technical](#) block in the range U+239B..U+23B3, plus U+23B7, comprise a set of bracket and other symbol fragments for use in mathematical typesetting. These pieces originated in older font standards and were used in past mathematical processing as characters in their own right to assemble extra-tall glyphs for enclosing multiline mathematical formulae. Mathematical fences are ordinarily sized to the content that they enclose. However, in creating a large fence, the glyph is not scaled proportionally; in particular the displayed stem weights must remain compatible with the accompanying smaller characters. Thus, simple scaling of font outlines cannot be used to create tall brackets. Instead, a common technique is to build up the symbol from pieces. In particular, the characters U+239B LEFT PARENTHESIS UPPER HOOK through U+23B3 SUMMATION BOTTOM represent a set of glyph pieces for building up large versions of the fences (,) , [,] , { , and } , and of the large operators \sum and \int . These brace and operator pieces are compatibility characters. They should not be used in stored mathematical text, but are often used in the data stream created by display and print drivers.

Table 2.6 shows which pieces are intended to be used together to create specific symbols.

subscript ij one can insert a non-displaying *invisible separator* between the i and the j . In addition, use of the invisible comma might hint to a math layout program to set a small space between the variables if they are not in subscripts or superscripts.

Invisible Multiplication. Similarly, an expression like mc^2 implies that the mass m multiplies the square of the speed c . To represent the implied multiplication in mc^2 unambiguously, one can insert a non-displaying U+2062 INVISIBLE TIMES between the m and the c . Another example is the expression $f^{ij}(\cos(ab))$, which means the same as $f^{i,j}(\cos(a \times b))$, where \times is used here to represent *multiplication*, not the *cross product*. Note that the spacing between characters may also depend on whether the adjacent variables are part of a list or are to be concatenated, that is, multiplied.

Invisible Function Application. U+2061 FUNCTION APPLICATION is used for an implied function dependence as in $f(x + y)$. To indicate that this is the function f of the quantity $x + y$ and not the expression $fx + fy$, one can insert the non-displaying *function application symbol* between the f and the left parenthesis.

Invisible Plus. The final member of this set of invisible operators that denote the implied intent of juxtaposition in uses where it is not possible to rely on a human reader to disambiguate is the U+2064 INVISIBLE PLUS OPERATOR character to unambiguously represent expressions like $3\frac{1}{2}$, which occur frequently in school or engineering texts. Specifically, to ensure that $3\frac{1}{2}$ means 3 *plus* $\frac{1}{2}$, one inserts the invisible plus symbol between the 3 and the $\frac{1}{2}$. Not having an operator at all would imply multiplication as in the example

$$3 \frac{abc}{d},$$

where the 3 represents a factor multiplying the fraction $\frac{abc}{d}$.

2.15 Fraction Slash and Other Diagonals

Unicode has a number of solidi and reverse solidi, which have various mathematical semantics. The most well-known solidus is U+002F / SOLIDUS (slash, virgule), which appears on most keyboards. It is used to separate alternatives, to separate fields in URLs (or more generally, in IRIs), and in mathematical contexts to denote division, although U+2215 / DIVISION SLASH is the official division operator. The most well-known reverse solidus is U+005C \ REVERSE SOLIDUS (backslash), which is used in a variety of ways, notably in file path names, T_EX macro names, and as a surrogate for mathematical operators such as U+2216 \ SET MINUS. Table 2.7 displays various Unicode solidi. In addition there are small form and full-width variants (U+FE68 \, U+FF0F /, U+FF3C \) and the empty-set symbols (U+29B0 ∅, U+29B4 ∅).

Table 2.7 Solidi and Reverse Solidi

002F	/	SOLIDUS = slash, virgule	005C	\	REVERSE SOLIDUS = backslash
0338	⌘	COMBINING LONG SOLIDUS OVERLAY	20E5	⌘	COMBINING REVERSE SOLIDUS OVERLAY
0337	⌘	COMBINING SHORT SOLIDUS OVERLAY			
2044	/	FRACTION SLASH • for composing arbitrary fractions	29F5	\	REVERSE SOLIDUS OPERATOR
2215	/	DIVISION SLASH • generic division operator	2216	\	SET MINUS
233F	⋱	APL FUNCTIONAL SYMBOL SLASH BAR	2340	⋱	APL FUNCTIONAL SYMBOL BACKSLASH BAR
2341	⋱	APL FUNCTIONAL SYMBOL QUAD SLASH	2342	⋱	APL FUNCTIONAL SYMBOL QUAD BACKSLASH
2298	⊘	CIRCLED DIVISION SLASH	29B8	⊘	CIRCLED REVERSE SOLIDUS
2571	/	BOX DRAWINGS LIGHT DIAGONAL UPPER RIGHT TO LOWER LEFT • might not have 45° slope • not used in math	2572	\	BOX DRAWINGS LIGHT DIAGONAL UPPER LEFT TO LOWER RIGHT • might not have 135° slope • not used in math
27CB	/	MATHEMATICAL RISING DIAGONAL = <code>\diagup</code> • must have 45° slope	27CD	\	MATHEMATICAL FALLING DIAGONAL = <code>\diagdown</code> • must have 135° slope
29C4	⊠	SQUARED RISING DIAGONAL SLASH	29C5	⊠	SQUARED FALLING DIAGONAL SLASH
29F6	/	SOLIDUS WITH OVERBAR	29F7	\	REVERSE SOLIDUS WITH HORIZONTAL BAR
29F8	/	BIG SOLIDUS = <code>\xsol</code>	29F9	\	BIG REVERSE SOLIDUS = z notation schema hiding = <code>\xbsol</code>

U+2044 / FRACTION SLASH is typically used to build up simple skewed fractions in running text. It applies to immediately adjacent sequences of decimal digits, that is, to spans of characters with the General Category property value Nd. For example, 1/2 should be displayed as $\frac{1}{2}$. In ordinary plain text, any character other than a digit delimits the numerator or denominator. So 5 1/2 should be displayed as $5\frac{1}{2}$ since a space follows the 5. In general mathematical use, a more versatile method for layout of fractions is needed (see, for example, Section 2.1 of [\[UnicodeMath\]](#)), however parsers of mathematical texts should be prepared to handle FRACTION SLASH when it is received from other sources.

U+27CB MATHEMATICAL RISING DIAGONAL and U+27CD MATHEMATICAL FALLING DIAGONAL are mathematical symbols for specific uses, to be distinguished from the more widely used solidi and reverse solidi operators as well as from nonmathematical diagonals. U+27CB corresponds to the LaTeX entity `\diagup` and U+27CD to `\diagdown`. Their glyphs are invariably drawn with 45° and 135° slopes, respectively, instead of the more upright slants typical for the solidi operators. The diagonals are also to be distinguished from the two box drawing characters U+2571 and U+2572. While in some fonts those characters may be drawn with 45° and 135° slopes, respectively, they are not intended to be used as mathematical symbols. One usage recorded for U+27CB and U+27CD is in the notation for spaces of double cosets.

2.16 Other Characters

All remaining Unicode characters may appear in mathematical expressions, typically in spelled-out names for variables in fractions or in simple formulae, but they most commonly appear in ordinary text. An English example is the equation

$$\text{distance} = \text{rate} \times \text{time},$$

which uses ordinary ASCII letters to aid in recognizing sequences of letters as words instead of products of individual symbols. Such usage corresponds to identifiers as discussed elsewhere in this report.

The period (U+002E FULL STOP) and U+002C COMMA are widely used as numerical punctuation, however, their meaning depends on local conventions. See [CLDR]. For Arabic, U+066B ARABIC DECIMAL SEPARATOR or U+002C COMMA are used. Note that U+0660 ARABIC-INDIC DIGIT ZERO is easily confused with a period, which leads to the fact that it is often spelled out.

2.17 Negations

Many negated forms, particularly of relations, can be encoded by using the base symbol, together with a combining overlay. Occasionally, both a vertical and a slanted negation are used; which one is often a matter of style. Sometimes the negation is indicated for only part of a symbol. In these cases, the negated relations are encoded directly, and variants can be accessed via the *variation selector* method described in the next section.

Table 2.7 lists the currently encoded negated mathematical relations for which a variant can be realized via composition, by using U+20D2 COMBINING LONG VERTICAL LINE OVERLAY together with a base character. In the table, the part of the description in SMALL CAPS is the character name of the corresponding standard character; the part in lowercase indicates the variation in appearance.

Table 2.7 Negated Relations Using Vertical Line Overlay

Std Symbol	Alternate Symbol	Description of alternate symbol
∉ 2209	∉ 2208,20D2	NOT AN ELEMENT OF with vertical stroke
⊄ 220C	⊄ 220B,20D2	DOES NOT CONTAIN AS MEMBER with vertical stroke
⋈ 2241	⋈ 223C,20D2	NOT TILDE with vertical stroke
≇ 2244	≇ 2243,20D2	NOT ASYMPTOTICALLY EQUAL TO with vertical stroke
≉ 2247	≉ 2245,20D2	NEITHER APPROXIMATELY NOR ACTUALLY EQUAL TO with vertical stroke
≈ 2249	≈ 2248,20D2	NOT ALMOST EQUAL TO with vertical stroke
≠ 2260	≠ 003D,20D2	NOT EQUAL TO with vertical stroke
≢ 2262	≢ 2261,20D2	NOT IDENTICAL TO with vertical stroke
≠ 226D	≠ 224D,20D2	NOT EQUIVALENT TO with vertical stroke
⋈ 226E	⋈ 003C,20D2	NOT LESS-THAN with vertical stroke

Unicode Support for Mathematics

⋈	226F	⋈	003E,20D2	NOT GREATER-THAN with vertical stroke
⋉	2270	⋉	2264,20D2	NEITHER LESS-THAN NOR EQUAL TO with vertical stroke
⋊	2271	⋊	2265,20D2	NEITHER GREATER-THAN NOR EQUAL TO with vertical stroke
⋋	2278	⋋	2276,20D2	NEITHER LESS-THAN NOR GREATER-THAN with vertical stroke (*)
⋌	2279	⋌	2277,20D2	NEITHER GREATER-THAN NOR LESS-THAN with vertical stroke (*)
⋍	2280	⋍	227A,20D2	DOES NOT PRECEDE with vertical stroke
⋎	2281	⋎	227B,20D2	DOES NOT SUCCEED with vertical stroke
⋏	2284	⋏	2282,20D2	NOT A SUBSET OF with vertical stroke
⋐	2285	⋐	2283,20D2	NOT A SUPERSSET OF with vertical stroke
⋑	2288	⋑	2286,20D2	NEITHER A SUBSET OF NOR EQUAL TO with vertical stroke
⋒	2289	⋒	2287,20D2	NEITHER A SUPERSSET OF NOR EQUAL TO with vertical stroke
⋓	22E0	⋓	227C,20D2	DOES NOT PRECEDE OR EQUAL with vertical stroke
⋔	22E1	⋔	227D,20D2	DOES NOT SUCCEED OR EQUAL with vertical stroke

* The representative glyphs shown in the code charts [\[Charts\]](#) were revised in Unicode 4.0 [\[U4.0\]](#) to show the forms with slanted overlay - this matches their existing decomposition using U+0338 COMBINING LONG SOLIDUS OVERLAY (see [Section 2.3.2, Representative Glyphs for U+2278 and U+2279](#) for more information).

Note that the use of a base character together with the *slanted* negation expressed by U+0338 COMBINING LONG SOLIDUS OVERLAY is equivalent to the use of the precomposed negation (see also the discussion in [Section 2.6, Accented Characters](#)). For those symbols for which only a partial vertical stroke is used, use of U+20D2 would not give the intended result; U+FE00 VARIATION SELECTOR-1 is used instead, as described in [Section 2.18, Variation Selector](#).

Table 2.8 lists some of the negated forms of mathematical relations that can *only* be encoded by using either U+0338 COMBINING LONG SOLIDUS OVERLAY or U+20D2 COMBINING LONG VERTICAL LINE OVERLAY. (For issues with using 0338 in MathML, see [Section 3.2.7, Combining Marks](#). Depending on the overlay used, the negation has a diagonal or vertical stroke. The part of the description that is in SMALL CAPS reflects the Unicode character name of the non-negated symbol. Because these are not glyph variants of existing characters, the word “negated” is used instead of “NOT” as in the list above, to indicate that the negation is expressed by the combining character sequence, and not inherent in the character.

Table 2.8 Using Vertical Line or Solidus Overlay

Glyph / Sequence		Glyph / Sequence		Description
⊄	220A,0338	⊄	220A,20D2	negated SMALL ELEMENT OF
⊅	220D,0338	⊅	220D,20D2	negated SMALL CONTAINS AS MEMBER
⊆	2242,0338	⊆	2242,20D2	negated MINUS TILDE
⊇	2263,0338	⊇	2263,20D2	negated STRICTLY EQUIVALENT TO
⊈	2266,0338	⊈	2266,20D2	negated LESS-THAN OVER EQUAL TO
⊉	2267,0338	⊉	2267,20D2	negated GREATER-THAN OVER EQUAL TO
⊊	22F7,0338	⊊	22F7,20D2	negated ELEMENT OF WITH OVERBAR
⊋	22FE,0338	⊋	22FE,20D2	negated SMALL CONTAINS WITH OVERBAR

≠	2A6C,0338	≠	2A6C,20D2	negated	SIMILAR MINUS SIMILAR
≈	2A70,0338	≈	2A70,20D2	negated	APPROXIMATELY EQUAL OR EQUAL TO
≠	2A7D,0338	≠	2A7D,20D2	negated	LESS-THAN OR SLANTED EQUAL TO
≠	2A7E,0338	≠	2A7E,20D2	negated	GREATER-THAN OR SLANTED EQUAL TO
≠	2A95,0338	≠	2A95,20D2	negated	SLANTED EQUAL TO OR LESS-THAN
≠	2A96,0338	≠	2A96,20D2	negated	SLANTED EQUAL TO OR GREATER-THAN
≠	2A99,0338	≠	2A99,20D2	negated	DOUBLE-LINE EQUAL TO OR LESS-THAN
≠	2A9A,0338	≠	2A9A,20D2	negated	DOUBLE-LINE EQUAL TO OR GREATER-THAN
⊆	2AC5,0338	⊆	2AC5,20D2	negated	SUBSET OF ABOVE EQUALS SIGN
⊇	2AC6,0338	⊇	2AC6,20D2	negated	SUPERSET OF ABOVE EQUALS SIGN

In some cases, as seen in the two preceding tables, simply using the generic glyph for the *vertical overlay* will not give the correct appearance. U+2266 \leq LESS-THAN OVER EQUAL TO and U+2A99 DOUBLE-LINE EQUAL TO OR LESS-THAN are examples of characters that may require a taller stroke. Similarly, the generic position of the *solidus overlay* as shown for U+2AC6 SUPERSET OF ABOVE EQUALS SIGN above is not ideal.

2.18 Variation Selector

The variation selector VS1 is used to represent well-defined variants of particular math symbols. The variations include: different slope of the cancellation element in some negated symbols, changed orientation of an equating or tilde operator element, and some well-defined different shapes. These mathematical variants are all produced with the addition of U+FE00 VARIATION SELECTOR-1 (VS1) to mathematical operator base characters. To select one of the predefined variations, follow the base character with the variation selector.

Table 2.9 lists only the currently defined combinations that are of interest for mathematics. In the table, the part of the description in SMALL CAPS is the character name of the corresponding standard character; the part in lowercase indicates the variation in appearance. The table of normative standardized variants [[StdVar](#)] in the Unicode Character Database lists the full set of all valid and recognized combinations. Their representative glyphs are shown in the code charts [[Charts](#)]. All combinations not listed there are unspecified and are reserved for future standardization; no conformant process may interpret them as standardized variants. For more information, see *Section 23.4, Variation Selectors*, in the Unicode Standard [[Unicode](#)].

Table 2.9 Variants of Mathematical Symbols using VS1

Sequence	Description
0030 + VS1	DIGIT ZERO - short diagonal stroke form
2205 + VS1	EMPTY SET - zero with long diagonal stroke overlay form
2229 + VS1	INTERSECTION - with serifs
222A + VS1	UNION - with serifs
2268 + VS1	LESS-THAN BUT NOT EQUAL TO - with vertical stroke

2269 + VS1	GREATER-THAN BUT NOT EQUAL TO - with vertical stroke
2272 + VS1	LESS-THAN OR EQUIVALENT TO - following the slant of the lower leg
2273 + VS1	GREATER-THAN OR EQUIVALENT TO - following the slant of the lower leg
228A + VS1	SUBSET OF WITH NOT EQUAL TO - variant with stroke through bottom members
228B + VS1	SUPERSET OF WITH NOT EQUAL TO - variant with stroke through bottom members
2293 + VS1	SQUARE CAP - with serifs
2294 + VS1	SQUARE CUP - with serifs
2295 + VS1	CIRCLED PLUS - with white rim
2297 + VS1	CIRCLED TIMES - with white rim
229C + VS1	CIRCLED EQUALS - equal sign inside and touching the circle
22DA + VS1	LESS-THAN slanted EQUAL TO OR GREATER-THAN
22DB + VS1	GREATER-THAN slanted EQUAL TO OR LESS-THAN
2A3C + VS1	INTERIOR PRODUCT - tall variant with narrow foot
2A3D + VS1	RIGHTHAND INTERIOR PRODUCT - tall variant with narrow foot
2A9D + VS1	SIMILAR OR LESS-THAN - following the slant of the upper leg
2A9E + VS1	SIMILAR OR GREATER-THAN - following the slant of the upper leg
2AAC + VS1	SMALLER THAN OR slanted EQUAL
2AAD + VS1	LARGER THAN OR slanted EQUAL
2ACB + VS1	SUBSET OF ABOVE NOT EQUAL TO - variant with stroke through bottom members
2ACC + VS1	SUPERSET OF ABOVE NOT EQUAL TO - variant with stroke through bottom members

Using a variation selector allows users and font designers to make a distinction between two alternate glyph shapes *both* of which are ordinarily acceptable glyphs for generic, non-distinguishing usage of the standalone character code. This situation is somewhat analogous to the variants of Greek letterforms, which are not distinguished when used in text, but must be distinguished when used as symbols. See [Section 2.3.1, *Representative Glyphs for Greek phi*](#). However, unlike the Greek symbols that have distinct character codes, the Unicode Standard considers the distinctions expressed via the variation selector as optional. Processes or fonts that cannot support a variation selector should yield acceptable results by ignoring it.

A variation selector only selects a different *appearance* of an already encoded character. It is not intended as a general code extension mechanism. If the two shapes can be shown to have consistently different usage and semantics in some context because of a change over time or because of better evidence about how each shape is actually used in mathematical notation, this constitutes support for adding another character so that the distinction in meaning can be expressed by a difference in character code.

2.19 Novel Symbols not yet in Unicode

Mathematicians are inventive people who continue to invent new symbols to express their concepts. Novel symbols must become established before they can be standardized. Therefore, one needs a way to handle these novel symbols in the interim.

The Private Use Areas (U+E000..U+F8FF, U+F000..U+FFFFD, and U+10000..U+10FFFFD) can be used for such nonstandard symbols. However, that can be a tricky business, because

the [Private Use Area](#) (PUA) is used for many purposes. Hence when using the PUA, it is a good idea to have higher-level backup to define what kind of characters are involved. If they are used as math symbols, it would be helpful to assign them a math attribute that is maintained in a rich-text layer parallel to the plain text.

Markup languages also may have other ways of using arbitrary glyphs as ‘pseudo-characters’; for instance, MathML [[MathML](#)] has an `<mglyph>` element.

3. MATHEMATICAL CHARACTER PROPERTIES

Unicode assigns a number of mathematical character properties to aid in the default interpretation and rendering of mathematical characters. Such properties include the classification of characters into operator, digit, delimiter, and variable. These properties may be overridden, or explicitly specified in some environments, such as MathML [[MathML](#)], which uses specific tags to indicate how Unicode characters are used, such as `<mo>` for operator, `<mn>` for one or more digits comprising a number, and `<mi>` for identifier. TeX [[TeX](#)] is a higher-level composition system that uses implicit character semantics. In the following, these properties are described in greater detail.

Many Unicode characters occur nearly always as part of mathematical expressions and are given the generic Math property [[Math](#)]. These include the math operators in the ranges U+2200..U+22FF and U+29B0..U+2AFF, the math combining marks U+20D0..U+20EF, and the mathematical alphanumeric characters (some of the [Letterlike Symbols](#) block at U+2100..U+214F, together with the Mathematical Alphanumeric Symbol block U+1D400..U+1D7FF). Other characters may occur in mathematical usage depending on context. The Math property is useful in heuristics that seek to identify mathematical expressions in plain text.

For more information about character properties, see the [Unicode Character Property Model \[PropMod\]](#).

3.1 Classification by Degree of Mathematical Usage

Each character in the Unicode Standard is given a General Category. This is one of a set of values that represent a primary feature or function of a character. Characters that are primarily used as mathematical symbols and operators are given the General Category (gc) value of `Symbol_Math` (Sm).

However, many characters commonly or exclusively used in mathematics are classified by their function as delimiting punctuation, rather than as math symbols. This particularly affects many of the math delimiters. The Math property, which is designed to be applied to all characters used primarily or exclusively with mathematical notation, is therefore a superset of the characters with `gc = Sm`. The difference between the sets of characters that have the math property and those for which `gc = Sm` is given by the set of characters that have the `Other_Math` property.

3.1.1 Strongly Mathematical Characters

Strongly mathematical characters are characters that are used primarily or exclusively in mathematical notation. This includes all characters with the Math property in Unicode.

The concept of mathematical use is deliberately kept broad; therefore the Math property is also given to characters that are used as operators, but are not part of standard mathematical notation, such as U+2052 COMMERCIAL MINUS. Further, all characters that are compatibility equivalents of strongly mathematical characters have been given the Math Property.

Despite their classification as strongly mathematical characters, many characters also occur in non-mathematical texts as well. However, all letters, as well as the delimiters in the ASCII range, such as parentheses and brackets, are so common in non-mathematical use that they are considered weakly mathematical characters. For details on the assignment of the math property see the Unicode Character Database [[UCD](#)].

Note: The Math property in Unicode 4.0 and earlier did include these ASCII characters, and did not include many characters more specifically used for mathematics. The Math property in Unicode 4.0.1 [[U4.0.1](#)] and later versions has been redesigned to be a superset of strongly mathematical characters as defined here.

3.1.2 Weakly Mathematical Characters

Weakly mathematical characters commonly appear in mathematical expressions, but also appear in ordinary text. They include the ASCII letters and punctuation, as well as the arrows, and many of the geometric and technical shapes. The ASCII hyphen minus (U+002D -) is a weakly mathematical character that may be used for the subtraction operator, but U+2212 – MINUS SIGN is preferred for this purpose and looks better. Geometric shapes are frequently used as mathematical operators, but have other uses as well.

Weakly mathematical characters include the characters listed in Table 3.1. However this list is not comprehensive. It does not list the [Miscellaneous Technical](#), or the [Miscellaneous Symbols](#) blocks, even though they contain characters such as the die faces or card suits that are occasionally used for a specific purpose in mathematical context. On the other hand, Table 3.1 includes characters that some authorities would not consider proper for mathematical notation.

Table 3.1 Weakly Mathematical Characters

Code	Description
0021	EXCLAMATION MARK (factorial)
0028..0029	ASCII Parentheses
002A	ASTERISK
002C	COMMA
002F	SOLIDUS

002D	HYPHEN-MINUS
002E	FULL STOP (period)
0030..0039	Digits
0041..005A	Uppercase Latin letters
0061..007A	Lowercase Latin letters
006E	CIRCUMFLEX ACCENT
005B,005D	Square brackets
005C	REVERSE SOLIDUS (backslash)
007B,007D	Curly brackets
007E	TILDE
3010..3011	CJK brackets unified with math use
3014..3019	CJK brackets unified with math use

Additionally:

- All arrows in the [Arrows](#) block not given the math property, except 21EA..21F3 which are specifically keyboard symbols.
- All arrows and geometric shapes in the [Miscellaneous Symbols and Arrows](#) block.
- All geometric shapes in the [Geometric Shapes](#) block not given the math property.
- A few geometric shapes in the [Geometric Shapes Extended](#) block which form sets with related shapes from other blocks.

The characters in Table 3.2 are compatibility variants of weakly mathematical characters. Since the list of characters that have the math property in Unicode includes compatibility variants, the characters in this table should also be considered weakly mathematical characters.

Table 3.2 Weakly Mathematical Compatibility Characters

Code	Description
FE35..FE38	Vertical parentheses and brackets
FE47..FE48	Vertical parentheses and brackets
FE59..FE5C	CJK small forms of parentheses and brackets
FF0D	FULLWIDTH HYPHEN-MINUS
FF0F	FULLWIDTH SOLIDUS (slash)
FF08..FF09	Fullwidth parentheses
FF4E	FULLWIDTH CIRCUMFLEX ACCENT
FF3B,FF3D	Fullwidth square brackets
FF3C	FULLWIDTH REVERSE SOLIDUS (backslash)
FF5B,FF5D	Fullwidth curly brackets
FF5C	Fullwidth vertical bar
FF5E	FULLWIDTH TILDE
FFE9..FFEC	Halfwidth arrows

3.1.3 Other

Any of the other Unicode characters may occur in mathematical texts, though, when they do, it is more common to find them as part of the descriptive text than as part of the mathematical expressions.

3.2 Classification by Typographical Behavior

Math characters fall into a number of subcategories, such as operators, digits, delimiters, and identifiers (constants and variables). This section discusses some of the typographical characteristics of these subcategories. These characteristics and classifications are useful in the absence of overriding information. For example, there is at least one document that uses the letter P , in upright roman typestyle, as a relational operator.

3.2.1 Alphabetic

In general, math italic Latin characters are used to represent single-character Latin variables. In contrast, mathematical function names like \sin , \cos , \tan , \tanh , etc., are represented by upright and usually serifed text to distinguish them from products of variables. Such names should then not use the math alphanumeric characters. The upright uppercase Greek letters are favored over the math italic ones. Products of italicized variables have slightly wider spacing than the letters in italicized words in ordinary text.

The five double-struck, italic characters, upper-case differential (U+2145 \mathbb{D}), differential d (U+2146 \mathcal{d}), exponential (U+2147 e), and imaginary units (U+2148 i , U+2149 j) are useful for representing these mathematical entities unambiguously. Word processors can offer options to display them as double-struck italic as shown here or as upright or italic according to local convention. Common American mathematical practice displays these entities as math-italic while common European practice displays them upright.

3.2.2 Operators

Operators fall into one or more categories. Table 3.3 shows two sets of mutually independent categories:

Table 3.3 Some Operator Categories

Category	Notes
binary	some spacing around binary operators
unary	closer to modified character than binary operators
n -ary	often called “large” operators, take limits
arithmetic	arithmetic includes binary and unary operators
logical	unary not and binary and, or, exclusive or in a host of guises
set-theoretic	inclusion, exclusion, in a variety of guises
relational	binary operators like less/greater than in many forms

As in arithmetic, operators have precedence, which streamlines the interpretation of operands and reduces the notational complexity of expressions. Operator precedence is commonly used for this purpose in computer programming languages, calculus, and algebra. Assigning consistent default precedence to the operators allows software to automate the transition from data input (or plain text) to fully marked up forms of mathematical data such as T_EX or MathML.

For example, in arithmetic, $3+1/2 = 3.5$, not 2. Similarly, the plain-text expression $\alpha + \beta/\gamma$ means

$$\alpha + \frac{\beta}{\gamma} \text{ not } \frac{\alpha + \beta}{\gamma}$$

As in arithmetic, precedence can be overruled by explicit delimitation, so $(\alpha + \beta)/\gamma$ gives the latter.

3.2.3 Large Operators

Large Operators include n -ary operators like summation and integration. They may expand in size to fit their associated expressions. They generally also take limits. The placement of the limits on an operator is different when it is used in-line compared to its use in displayed formulae. For example when the expression $\sum_{n=1}^{\infty} a_n$ is laid out in-line, the limits are placed at the top and bottom right hand side. However, when displayed out-of-line, as in

$$\sum_{n=1}^{\infty} a_n,$$

the limits are normally placed above and below. The Unicode Standard does not specify any particular layout for limit expressions, instead, it assumes that implementations follow the accepted typographical practices for mathematical layout.

European tradition prefers a more upright shape for the integrals. To implement this style preference an appropriate font must be used, as there is only a single character code for each integral.

3.2.4 Digits

Digits include 0-9 in various styles. All digits of a particular style have the same width.

3.2.5 Delimiters

Delimiters include punctuation, opening/closing delimiters such as parentheses and brackets, braces, and fences. Opening and closing delimiters and fences may expand in size to fit their associated expressions. Some bracket expressions do not appear to be “logical” to readers unfamiliar with the notation, for example, $]x, y[$. In right-to-left layout, delimiters are mirrored. See Section 4.2, [Bidirectional Layout of Mathematical Text](#).

3.2.6 Fences

Fences are similar to opening and closing delimiters, but may be used alone or as both opening and closing as the vertical bars in the absolute value $|x|$.

3.2.7 Combining Marks

Combining marks are used with mathematical alphabetic characters (see *Section 2.6, [Accented Characters](#)*), instead of precomposed characters. Use `<U+0061, U+0308>` for the second derivative of acceleration with respect to time, not the precomposed letter ä. In fact, one generally wants the math italic a (U+1D44E) for *ä* rather than the ASCII a (U+0065) and no precomposed math alphanumerics exist. On the other hand, precomposed characters are used for operators whenever they exist. Combining slash (solidus) or vertical overlays can be used to indicate negation for operators that do not have precomposed negated forms.

Where both long and short combining marks exist, use the long, for example, use U+0338, not U+0337 COMBINING SHORT OVERLAY and use U+20D2, not U+20D3 COMBINING SHORT VERTICAL LINE OVERLAY. The actual shape or position of a combining mark is a typesetting problem and not specified in plain text. When using combining marks, the composite characters have the same typesetting class as the base character.

In MathML combining marks are used to select math accents, which may be applied to single variables or entire expressions. If possible, do not use combining marks to denote math accents, but use the spacing equivalent. For example, instead of U+0303 COMBINING TILDE use U+02DC SMALL TILDE, which is a spacing character. The reason for that recommendation is that such combining marks would start an element, and, in the source code, would therefore combine with the preceding “>”. While this ordinarily does not present problems for parsers, a particularly challenging case is U+0338 COMBINING LONG SOLIDUS OVERLAY because it is part of a canonical decomposition of U+226F $\not>$ NOT GREATER-THAN.

4. IMPLEMENTATION GUIDELINES

4.1 Use of Normalization with Mathematical Text

If Normalization Form C is applied to mathematical text, some accents or overlays used with BMP alphabetic characters may be composed with their base character, even though for mathematical text the decomposed forms would have been preferred. Parsers should allow for this. Normalization forms KC or KD remove the distinction between different mathematical alphabets. These forms *cannot* be used with mathematical texts. For more details on Normalization see Unicode Standard Annex #15, “[Unicode Normalization Forms](#)” [[Normalization](#)] and the discussion in *Section 2.6, [Accented Characters](#)*.

If combining accents follow syntax characters in a markup language, there may be several issues. A source editor might display the combining mark as if the syntax character was the intended base character. This is an issue where the syntax character precedes data, such as

for the terminating $>$ characters. This is usually not an issue in processing the data, as the parser can correctly separate the data from the syntax characters.

However, U+0338/ COMBINING LONG SOLIDUS OVERLAY is a combining diacritical mark that combines with U+003E $>$ GREATER-THAN SIGN under NFC (producing U+226F $\not>$ NOT GREATER-THAN). That means that NFC changes the encoding of the syntax character in this case. On the other hand, the parser should probably not try to decompose any instances of the *not greater than* operator. Therefore, use of U+0338/ following a markup tag does not work. In [MathML] 2.0 mathematical accents are tagged with `<mo>` (operator) tag so the accents do not appear directly in mathematical text. But that causes U+0338/ to follow $>$. Because normalization changes U+003E $>$ to U+226F $\not>$ if followed by U+0338/, an alternative representation is needed. In this case it would be useful to allow use of the ASCII `/` as an alias for 0338, for example,

```
<mover accent="true")
  <mo>=</mo>
  <mo>/</mo>
</mover>
```

Because MathML already uses spacing diacritics as aliases for the actual combining marks where they exist, this extension would not be too disruptive. In plain HTML or XML the use of precomposed U+226F $\not>$ does not give any problems, as long as data is not normalized with NFD.

4.2 Bidirectional Layout of Mathematical Text

In a bidirectional context, the glyphs for mathematical operators and delimiters, other than arrows, are adjusted as described in Unicode Standard Annex #9, “Unicode Bidirectional Algorithm” [Bidi] (UBA). During display, the software must ensure that the rendered glyph is the correct one in the context of bidirectional texts. Note that neutral characters are generally assigned the directionality of the math zone, rather than being assigned by the UBA.

LEFT PARENTHESIS will appear as “(”, while in a right-to-left context it will appear with the mirrored glyph “)”. In some mathematical usage, brackets may not be paired, or may be deliberately used in the reversed sense, such as $]a, b[$. Mirroring assures that in a right-to-left environment, such specialized mathematical text continues to read $]a, b[$ and not $[a, b]$.

If any of these expressions is displayed from right to left, then the mirrored glyphs are used. Because of the difficulty in interpreting such expressions, authors of bidirectional text need to make sure that readers can determine the desired directionality of the text from context. Mirroring is not limited to paired characters: any character with the mirrored property will need two mirrored glyphs—for example, U+222B \int INTEGRAL

For some mathematical symbols, the “mirrored” form is not an exact mirror image. For example, the direction of the circular arrow in U+2232 \oint CLOCKWISE CONTOUR INTEGRAL reflects the direction of the integration along the contour, not the text direction. In a right-to-left

context, the integral sign would be mirrored, but the circular arrow would retain its clockwise direction. Another example is the bidi-mirrored form of U+221B $\sqrt[3]{}$ CUBE ROOT, which consists of a mirrored radix symbol with a non-mirrored digit '3'.



The list of mirrored characters appears in the Unicode Character Database [UCD]. This normative property is not to be confused with the related Bidi Mirroring Glyph property, an informative property, which can assist in rendering a subset of mirrored characters in a right-to-left context by mapping to a paired character which happens to have the mirrored glyph. For more information, see BidiMirroring.txt in the Unicode Character Database.

For differences in conventions for laying out mathematical notations in Arabic, see [Lazrek].

Arrows. In bidirectional layout, arrows are *not* automatically mirrored, because the direction of the arrow could be relative to the text direction or relative to an absolute direction on the page or in a diagram. Therefore, if text is copied from a left-to-right to a right-to-left context or vice versa, the character code for the desired arrow direction in the new context must be used. For example, it might be necessary to change 21D2 \Rightarrow RIGHTWARDS DOUBLE ARROW to U+21D0 \Leftarrow LEFTWARDS DOUBLE ARROW to maintain the semantics of *implies* in a right-to-left context.

See also *Section 4.7, Bidi Mirrored (normative)* in [Unicode] and “Semantics of Paired Punctuation” subsection in *Section 6.2, General Punctuation*, in [Unicode].

4.3 Input of Mathematical and Other Unicode Characters

In view of the large number of characters used in mathematics, a brief and informal discussion of possible approaches for input methods may be appropriate. Most keyboard layouts support the ASCII letters, digits and some of the more common math symbols and delimiters, for example, + - / * [] () { }. In addition to the limits on the number of symbols supported for direct keyboard entry, sometimes the ASCII character only approximates the proper mathematical character.

Post-entry Correction. From a syntactical point of view, U+2212 – MINUS SIGN is certainly preferable to the U+002D - HYPHEN-MINUS in the ASCII range and U+2032 ' PRIME is preferable to U+0027 ' APOSTROPHE, but users may locate the ASCII characters more easily. Similarly, it is easier to type ASCII letters than italic letters, but when used as mathematical variables, such letters are traditionally italicized in print. Accordingly a user might want to make italic the default alphabet in a math context, reserving the right to overrule this default when necessary. Other post-entry enhancements include automatic-ligature and left-right quote sub-

stitutions, which can be done automatically by some word processors. Intelligent input algorithms can dramatically simplify the entry of mathematical symbols. Among many examples, one can have automatic substitutions like $\neq \rightarrow \neq$, $\leq \rightarrow \leq$, $\geq \rightarrow \geq$, $\sim \rightarrow \cong$.

Input Method Editors. Many systems support interfaces for a user-selectable Input Method Editor (IME). While the technology of IMEs and the interfaces that support them were developed based on the needs of East Asian language input, the task of selecting one of over a thousand mathematical symbols at input time could be solved with a similar approach making use of the existing interfaces.

Math Keyboards. A special math shift facility for keyboard entry could bring up proper math symbols. The values chosen can be displayed on an *on-screen keyboard*. For example, the left Alt key could access the most common mathematical characters and Greek letters, the right Alt key could access italic characters plus a variety of arrows, and the right Ctrl key could access script characters and other mathematical symbols. On systems that support it, the numeric keypad offers locations for a variety of symbols, such as subscript and superscript digits using the left Alt key. Left Alt CapsLock could lock into the left-Alt symbol set, etc. This approach yields what one might call a “sticky” shift. Other possibilities involve the NumLock and ScrollLock keys in combinations with the left/right Ctrl/Alt keys. This approach rapidly approaches literally billions of combinations, that is, several orders of magnitude more than Unicode can handle!

Macros. The auto-correct and keyboard macro features of some word processing systems provide other ways of entering mathematical characters for people familiar with T_EX. For example, typing `\alpha` inserts α if the appropriate auto-correct entry is present. This approach is noticeably faster than using menus.

Hexadecimal input. A handy hex-to-Unicode entry method works with some Microsoft text software (similar approaches are available on other systems) to insert Unicode characters, including math characters. Basically one types the hexadecimal code (in ASCII), making corrections as need be, and then types Alt+x. The hexadecimal code is replaced by the corresponding Unicode character. The Alt+x can be a toggle, that is, type it once to convert a hex code to a character and type it again to convert the character back to a hex code. If the hex code is preceded by one or more hexadecimal digits, one needs to “select” the code so that the preceding hexadecimal characters are not included in the code. The code can range up to the value 0x10FFFF, which is the highest character in the 17 planes of Unicode.

Pull-down Menus. Pull-down menus are a popular, but slow method for handling large character sets. A better approach is the *symbol box*, which is an array of symbols either chosen by the user or displaying the characters in a font. Symbols in symbol boxes can be dragged and dropped onto key combinations on an on-screen keyboard, or directly into applications. On-screen keyboards and symbol boxes are valuable for entry of mathematical expressions and of Unicode text in general.

4.4 Use of Math Characters in Computer Programs

It can be very useful to have typical mathematical symbols available in computer programs. To realize the full potential of supporting mathematical symbols as part of identifiers, a development environment should display the desired characters in both edit and debug windows. While a preprocessor could be used to translate MathML, for example, into C++, it would not be able to make the debug windows use the math-oriented characters because the language cannot handle the underlying Unicode characters. Java has made an important step in this direction by allowing Unicode characters to be used in identifiers. The mathematical alphanumeric symbols make this approach quite powerful for the user with relatively little effort for compilers.

There are three key advantages of using Unicode characters directly in computer program identifiers:

1. Many formulas in document files can be programmed simply by copying them into a program file and inserting appropriate multiplication dots. This dramatically reduces coding time and errors.
2. The use of the same notation in programs and the associated journal articles and books leads to an unprecedented level of self-documentation.
3. In addition to providing useful tools for the present, these proposed initial steps will ease the way toward the ultimate goal of teaching computers to understand and use arbitrary mathematical expressions.

For more information on identifiers and syntax characters, see Unicode Standard Annex #31, *Identifier and Pattern Syntax* [[Identifier](#)].

4.5 Recognizing Mathematical Expressions

Mathematical expressions must be formatted using different rules than those applied to the surrounding text. When markup is used, the limits of the mathematical text are defined explicitly. In plain text it is possible to use a number of heuristics for identifying mathematical expressions. Once recognized, they can be treated appropriately, for example expressions input as plain text could be tagged with a rich-text math style. Such math style would connect in a straightforward way to appropriate MathML tags. Heuristics are not foolproof, but if they are applied as part of post-entry correction, the user could override cases that were tagged incorrectly.

Heuristics are based on the fact that a large set of characters in Unicode are primarily or exclusively used for mathematics; see *Section 3.1.1, Strongly Mathematical Characters*. Their presence potentially identifies their surrounding characters as math characters as well. For example, the fraction (U+2044) and ASCII slashes would tend to identify the characters immediately surrounding them as parts of mathematical expressions. The same applies to other mathematical characters and operators. On the other hand, many Unicode characters

are not mathematical in nature and suggest that the characters immediately preceding or following them are not parts of mathematical expressions.

If Latin or Greek letter mathematical variables are already given in one of the math alphabets, they are considered parts of math expressions. If they are not, one can still use some recognition heuristics as well as the opportunity to italicize appropriate variables. Specifically, ASCII letter pairs surrounded by whitespace are often mathematical expressions, and should be converted to math italics. If a letter pair fails to appear in a list of common English and European two-letter words, it is treated as a mathematical expression and converted to italics.

Strings of characters containing no whitespace but containing one or more unambiguous mathematical characters are generally treated as mathematical expressions. Certain two-, three-, and four-letter words inside such expressions should *not* use italics. These include trigonometric function names like *sin* and *cos*, as well as *ln*, *cosh*, etc. Words or abbreviations that are often used as subscripts *should not be italicized*, even when they clearly appear inside mathematical expressions.

4.6 Some Examples of Mathematical Notation

This section gives some additional, but still relatively straightforward examples of mathematical notation for the benefit of readers not familiar with it. There are two styles for presenting mathematical formula in text. Simple expressions are often presented in the so called inline format to conserve space and not break up the text. More complex formulae or those to which the author wants to call attention or that need to be numbered, are built-up and presented in the so-called display style. This use of the word *display* is not to be confused with the action of making text visible on display devices. The examples shown here are enlarged for clarity.

The simple built-up fraction

$$\frac{abc}{d}$$

appears in inline text as abc/d ; similarly, the inline text $(a + c)/d$ could appear as

$$\frac{a + c}{d}$$

when built-up. For the ratio

$$\frac{\alpha_2^3}{\beta_2^3 + \gamma_2^3},$$

an inline format for which is $\alpha_2^3/(\beta_2^3 + \gamma_2^3)$ (see [[UnicodeMath](#)]).

The size of mathematical delimiters or operators may change on the size of the enclosed text. In an equation such as

$$W_{\delta_1 \rho_1 \sigma_2}^{3\beta} = U_{\delta_1 \rho_1}^{3\beta} + \frac{1}{8\pi^2} \int_{\alpha_1}^{\alpha_2} d\alpha'_2 \left[\frac{U_{\delta_1 \rho_1}^{2\beta} - \alpha'_2 U_{\rho_1 \sigma_2}^{1\beta}}{U_{\rho_1 \sigma_2}^{0\beta}} \right],$$

the size of the bracket scales with the size of the enclosed expression, in this case a fraction, and the size of the integral could scale with the size of the integrand. The integral isn't scaled here since common practice is to use one size for all larger integrals. This example also shows the positioning of multiple sub- and superscripts as well as the positioning of limit expressions on the integral. Punctuation following math in display is commonly placed on the local baseline or centerline. The example

$$\int_0^a \frac{x dx}{x^2 + a^2}$$

shows an increased space before the dx . In order to allow automatic formatting of this, the special character code U+2146 DOUBLE-STRUCK ITALIC SMALL D can be used. In this instance, it would not be rendered with an actual double struck glyph. The final example,

$$|x| = \begin{cases} x & \text{if } x \geq 0 \\ -x & \text{if } x < 0 \end{cases},$$

demonstrates regular text embedded in a mathematical formula.

5. DATA FILES

5.1 Mathematical Classification

The data file [\[Data\]](#) provides a classification of characters by primary their primary usage in mathematical notation. The classes used in this file are defined as follows:

Table 5.1 Classes of Mathematical Characters

Class	Name	Comments
N	Normal	This includes all digits and symbols requiring only one form
A	Alphabetic	
B	Binary	
C	Closing	Usually paired with opening delimiter
D	Diacritic	
F	Fence	Unpaired delimiter or used for both opening and closing
G	Glyph_Part	Pieces for assembling large operators, brackets or arrows
O	Opening	Usually paired with closing delimiter
L	Large	N -ary or Large operator, often takes limits

P	Punctuation	
R	Relational	Includes arrows
S	Space	Space character
U	Unary	Unary operators
V	Vary	Operators that can be unary or binary
X	Special	Compatibility character

The C, O, and F operators are stretchy. In addition, some binary operators, such as U+002F (/) are stretchy. The classes are also useful in determining extra spacing around operators (see Section 3.15 of [UnicodeMath]). Character classification information will be updated when new characters are added to the standard, or to amend the classification of existing characters as necessary. The data file specifies the version of [Unicode] to which it has been updated. All characters that have the Math property are covered by this classification. Characters that are not classified here would most likely be used as ordinary symbols or letters (class N or A), if at all. However, no formal default Math_Class assignments have been made.

5.2 Mapping to other Standards

The mapping data file [Mapping] contains mappings to standard entity sets commonly used for SGML and MathML documents. Mapping data will be updated when new mapping information becomes available.

6. SECURITY CONSIDERATIONS

The use of the repertoire of mathematical characters in a mathematical context is not known to present special security considerations. However, many mathematical symbols can be confused with characters used in regular text. In particular, the mathematical alphanumeric symbols described in Section 2.2, *Mathematical Alphabets* can be confused with styled text. These characters are therefore excluded from use in security sensitive environments, such as domain names. For more information, see Unicode Technical Report #36, “Unicode Security Considerations” [Security].

REFERENCES

- [Bidi] Unicode Standard Annex #9: *Unicode Bidirectional Algorithm*
<http://www.unicode.org/reports/tr9/>
- [Charts] The online code charts can be found at
<http://www.unicode.org/charts/> An index to characters names with links to the corresponding chart is found at
<http://www.unicode.org/charts/charindex.html>
- [CLDR] Common Locale Data Repository
<http://www.unicode.org/cldr/>

- [Data] Classification of math characters by usage:
<http://www.unicode.org/Public/math/revision-14/MathClass-14.txt>
For earlier versions of the data file see prior versions of this report.
- [CharProp] Derived Core Properties
<http://www.unicode.org/Public/UCD/latest/ucd/DerivedCoreProperties.txt>
- [EAW] Unicode Standard Annex #11, *East Asian Width*.
<http://www.unicode.org/reports/tr11>
For a definition of East Asian Width
- [FAQ] Unicode Frequently Asked Questions
<http://www.unicode.org/faq/>
For answers to common questions on technical issues.
- [Feedback] *To report errors or submit suggestions please use*
<http://www.unicode.org/reporting.html>
- [Glossary] Unicode Glossary
<http://www.unicode.org/glossary/>
For explanations of terminology used in this and other documents.
- [Identifier] Unicode Standard Annex #31: *Identifier and Pattern Syntax*
<http://www.unicode.org/reports/tr31/>
- [ISO9573] ISO TR9573-13: *Information technology - SGML support facilities - Techniques for using SGML*
Part 13: Public entity sets for mathematics and sciences
- [LaTeX] *L^AT_EX: A Document Preparation System, User's Guide & Reference Manual*, 2nd edition, by Leslie Lamport (Addison-Wesley, 1994; ISBN 1-201-52983-1)
- [Mapping] Information on mapping Unicode characters to existing ISO SGML entity sets (and some other data):
<http://www.unicode.org/Public/math/revision-14/MathClassEx-14.txt>
- [Math] Math Property
Defined in the Unicode Character Database, see
<http://www.unicode.org/reports/tr44/#Math>
- [MathML] *Mathematical Markup Language (MathML™) Version 3.0 Second Edition* (W3C Recommendation 10 April 2014) Editors: David Carlisle, Patrick Ion, Robert Miner.
For the latest MathML specification see
<http://www.w3.org/TR/MathML/>
- [NISTGuide] NIST publication 811, *Guide for the use of the international system of units*.
See: <http://physics.nist.gov/Pubs/pdf.html>
- [NISTStyle] *Typefaces for Symbols in Scientific Manuscripts*
See: <http://physics.nist.gov/Document/typefaces.pdf>
- [Normalization] Unicode Standard Annex #15: *Unicode Normalization Forms*
<http://www.unicode.org/reports/tr15/>

- [OpenMath] *The OpenMath Standard, 1.0*, see: <http://www.openmath.org/cocon/openmath/standard/index.html>
- [PropMod] Unicode Technical Report #23: *The Unicode Character Property Model*
<http://www.unicode.org/reports/tr23/>
- [Reports] Unicode Technical Reports
<http://www.unicode.org/reports/>
For information on the status and development process for technical reports, and for a list of technical reports.
- [Security] Unicode Technical Report #36, *Unicode Security Considerations*
<http://www.unicode.org/reports/tr36/>
- [SI] International System of Units (SI) - *Le Système International d'Unités*. The metric system of weights and measures based on the meter, kilogram, second and ampere, Kelvin and candela.
For background information see
<http://physics.nist.gov/cuu/Units/index.html>.
- [StdVar] For the formal list of Standardized Variants in the Unicode Character Database, see: <http://www.unicode.org/Public/UCD/latest/ucd/StandardizedVariants.txt>
- [STIX] STIX Project Home Page: <http://www.ams.org/STIX/>
- [TeX] Donald E. Knuth, *The T_EXbook*, (Reading, Massachusetts: Addison-Wesley 1984)
The T_EXbook is the manual for Donald Knuth's T_EX composition system. Appendix G describes the somewhat idiosyncratic mechanism used by T_EX to accomplish the composition of mathematical notation; it is based on the principles laid out in [Chaundy, Wick, Swanson], as well as on examination of a large number of published samples that demonstrated Knuth's style preferences.

Donald E. Knuth, T_EX, *the Program*, Volume B of *Computers & Typesetting*, (Reading, Massachusetts: Addison-Wesley 1986)

See also <http://www.ams.org/tex/publications.html>
- [U4.0] *The Unicode Standard, Version 4.0*, (Boston, MA, Addison-Wesley, 2003. ISBN 0-321-18578-1) or online as
<http://www.unicode.org/versions/Unicode4.0.0/>
- [U4.0.1] *Unicode 4.0.1*,
<http://www.unicode.org/versions/Unicode4.0.1/>
- [U6.0] The Unicode Consortium. *The Unicode Standard, Version 6.0.0* (Mountain View, CA: The Unicode Consortium, 2011. ISBN 978-1-936213-01-6) or online as <http://www.unicode.org/versions/Unicode6.0.0/>
- [U6.1] The Unicode Consortium. *The Unicode Standard, Version 6.1* (Mountain View, CA: The Unicode Consortium, 2012. ISBN 978-1-936213-02-3) or online as <http://www.unicode.org/versions/Unicode6.1.0/>

- [U7.0] The Unicode Consortium. *The Unicode Standard, Version 7.0* (Mountain View, CA: The Unicode Consortium, 2014. ISBN 978-1-936213-09-2) or online as <http://www.unicode.org/versions/Unicode7.0.0/>.
- [UCD] Unicode Standard Annex #44: Unicode Character Database <http://www.unicode.org/reports/tr44/>
- [Unicode] The latest version of the Unicode Standard can be found at <http://www.unicode.org/versions/latest/>
- [UnicodeMath] Murray Sargent III, *UnicodeMath, A Nearly Plain-Text Encoding of Mathematics*, <http://www.unicode.org/notes/tn28/UTN28-PlainTextMath-v3.1.pdf>
- [UXML] Unicode Technical Report #20: *Unicode in XML and other Markup Languages* <http://www.unicode.org/reports/tr20/>
- [Versions] Versions of the Unicode Standard <http://www.unicode.org/standard/versions>. This gives details on the precise contents of each version of the Unicode Standard, and how to cite them.
- [XML] Tim Bray, Jean Paoli, C. M. Sperberg-McQueen, Eve Maler, Eds., *Extensible Markup Language (XML) 1.0 (Second Edition)*, W3C Recommendation 6-October-2000, <http://www.w3.org/TR/REC-xml/>

Additional References

The following four books are entirely about the composition of mathematics:

- [Chaundy] T.W. Chaundy, P.R. Barrett and Charles Batey, *The Printing of Mathematics*, (London: Oxford University Press 1954, third impression, 1965) [out of print]
- [Wick] Karel Wick, *Rules for Type-setting Mathematics*, (Prague: Publishing House of the Czechoslovak Academy of Sciences 1965) [out of print]
- [Swanson] Ellen Swanson, *Mathematics into Type*, (Providence, RI: American Mathematical Society, 1971, revised 1979, updated 1999 by Arlene O'Sean and Antoinette Schleyer). The original edition is based on "traditional" composition (Monotype and "cold type", that is Varsityper and Selectric Composer); the 1979 edition adds material for computer composition, and the 1999 edition mostly assumes T_EX or a comparably advanced system.
- [Byrd] *Mathematics in Type*, (Richmond, VA: The William Byrd Press 1954) [out of print]

The following books contain material on mathematical composition, but it is not the principal topic covered:

- [Maple] *The Maple Press Company Style Book*, (York, PA: 1931) (reprinted 1942) Contains sections on fractions; mathematical signs; simple equations; alignment of equations; braces, brackets and parentheses; integrals, sigmas and infinities; hyphens, dashes and minus signs; superiors and inferiors; ... [out of print]

[Manual] *A Manual of Style, Twelfth Edition, Revised* (Chicago: The University of Chicago Press 1969). A chapter “Mathematics in Type” was produced using the Penta (computer) system. The following more recent edition contains an expanded section on mathematics: *The Chicago Manual of Style*, 15th edition, (University of Chicago Press, 2003)

The following sources contain information on Arabic mathematical notation

[Lazrek] Azzeddine Lazrek, Mustapha Eddahibi, Khalid Sami, Bruce R. Miller, *Arabic mathematical notation*, W3C Math Interest Group Note, 31 January 2006

<http://www.w3.org/TR/arabic-math>

[Benatia] Mohamed Jamal Eddine Benatia, Azzeddine Lazrek and Khalid Sami, *Arabic mathematical symbols in Unicode*, Internationalization and Unicode Conference (IUC), IUC 27, Berlin, Germany, April 6-8, 2005

<http://ucam.ac.ma/fssm/rydarab/doc/communic/unicodem.pdf>

Acknowledgements

Patrick Ion graciously reviewed the text of this report and suggested many improvements. Azzeddine Lazrek contributed information on Arabic mathematical notation. Rick McGowan redrew many of the figures. Magda Danish managed the collection of glyph images for the tables of negated operators. The authors thank Julie Allen for copy editing the manuscript. Laurențiu Iancu has made many important contributions to the text as well as to the associated math data files.

Modifications

Changes from Revision 14

Documented the variation sequence <U+2205 U+FE00> for the slashed-0 form of the empty set symbol and the variation sequence <U+0030 U+FE00> for the form of the digit 0 with a diagonal stroke. Used UnicodeMath in referring to Unicode Technical Note #28. Various editorial improvements. (MS)

Changes from Revision 13

The [\[Data\]](#) file has been updated to include the Arabic Mathematical Alphabetic Symbols and mathematical symbols added in Unicode 7.0 [\[U7.0\]](#). Over forty symbols have been assigned math-class values and a number of data corrections have been made along with minor text improvements. (MS)

Changes from Revision 12

Section 2.15 has been expanded to discuss Unicode solidi and reverse solidi from a mathematical point of view and renamed “Fraction Slash and Other Diagonals” to reflect this expansion. The [\[Data\]](#) file has been updated to include the diagonal operators U+27CB and U+27CD introduced in Unicode 6.1 [\[U6.1\]](#). (MS)

Changes from Revision 11

The [\[Data\]](#) file has been updated to include the operators U+27CE and U+27CF introduced in Unicode 6.0 [\[U6.0\]](#). The reference to [\[UnicodeMath\]](#) has also been updated. (MS)

Changes from Revision 9

This report has been updated with some minor fixes and formatting changes. The text of the report has not received extensive modification, but the report is now available in PDF and docx formats rather than HTML. (MS)

Changes from Revision 8

Added several short notes and references regarding Arabic mathematical notation. Added table 2.4 and text on vertical lines. (AF) Many minor edits for style, punctuation and formatting (bnb/AF) Some improvement and extensions to the sample formulas. (MS/AF)

Changes from Revision 7

Split the data file into separate classification and mapping data. Added a section discussing bidirectional layout. Updated the discussion of geometrical shapes and combining marks. (AF)

Changes from Revision 6

Added information on characters added in Unicode 4.1 and Unicode 5.0. This includes discussion of dotless characters and horizontal delimiters. Split the listing of weakly mathematical characters into two numbered tables 3.1 and 3.2. Added a section on security considerations. Integrated the results of extensive copy editing. Added section 4.2 on mirroring. (AF)

Changes from Revision 5

Rewrote the Overview. Brought table 2.8 into alignment with the standardized variant listing in the Unicode Character Database: 2278 and 2279 have been moved to table 2.6. 2225 was removed from table 2.8 since there is now a new character 2AFD and the variation is no longer needed. Added Table 2.3. Added Section 2.15. Removed section 3.3. Renumbered the appendix to become Section 5. Moved the actual classification of characters into a separate data file. Updated references to the Unicode Standard to Unicode 4.0 where appropriate. Improved the layout of Tables 2.5, 2.6 and 2.7. Many minor spelling, wording and formatting fixes throughout. Updated status and conformance section. Completed the classification in sections 3.1.1 and 3.1.2. Changed header and improved visual layout of the data file. (AF)

