



US00D922468S

(12) **United States Design Patent** (10) **Patent No.:** **US D922,468 S**
Criscuolo (45) **Date of Patent:** **** Jun. 15, 2021**

(54) **OUTDOOR VIDEO SURVEILLANCE PLATFORM**

(71) Applicant: **Michael Thomas Criscuolo**, Del Mar, CA (US)

(72) Inventor: **Michael Thomas Criscuolo**, Del Mar, CA (US)

(73) Assignee: **X STREAM DESIGNS, INC.**, Del Mar, CA (US)

(**) Term: **15 Years**

(21) Appl. No.: **29/643,568**

(22) Filed: **Apr. 10, 2018**

Related U.S. Application Data

(63) Continuation-in-part of application No. 15/859,865, filed on Jan. 2, 2018, now abandoned.

(51) **LOC (13) Cl.** **16-01**

(52) **U.S. Cl.**
USPC **D16/203**

(58) **Field of Classification Search**

USPC D16/200, 202-205, 208, 211, 214, 218, D16/219, 221, 242; D14/447; 348/143, 348/148, 151, 373-376; 396/419, 427, 396/535, 539-541
CPC G03B 17/02; G03B 19/04; G03B 17/56; G03B 17/04; G03B 15/03; H04N 5/2251; H04N 5/2252; H04N 5/2253; H04N 5/2254; H04N 7/181; H04N 7/183; H04N 7/18; G08B 13/1963; G08B 13/19619; G08B 13/19632; F16M 11/04; F16M 13/00

See application file for complete search history.

(56) **References Cited**

U.S. PATENT DOCUMENTS

D424,087	S	*	5/2000	Frick	396/427
D461,485	S	*	8/2002	Jones	396/427
D473,887	S	*	4/2003	Jones	396/427
D503,183	S	*	3/2005	Arbuckle	D16/203
D527,405	S	*	8/2006	Kim	D16/202
D552,651	S	*	10/2007	Arbuckle	D16/202
7,306,383	B2	*	12/2007	Jones	G08B 13/19619 348/373
D561,808	S	*	2/2008	Arnold	D16/203
D568,361	S	*	5/2008	Arnold	D16/202
D576,195	S	*	9/2008	Grotto	D16/203
D576,196	S	*	9/2008	Grotto	D16/203
D577,758	S	*	9/2008	Ferris	D16/203
D620,513	S	*	7/2010	Richards	D16/203
D666,233	S	*	8/2012	Carver	D16/200
D701,258	S	*	3/2014	Huang	D16/203
D741,389	S	*	10/2015	Park	D16/203

* cited by examiner

Primary Examiner — Ramzi S Almatrahi

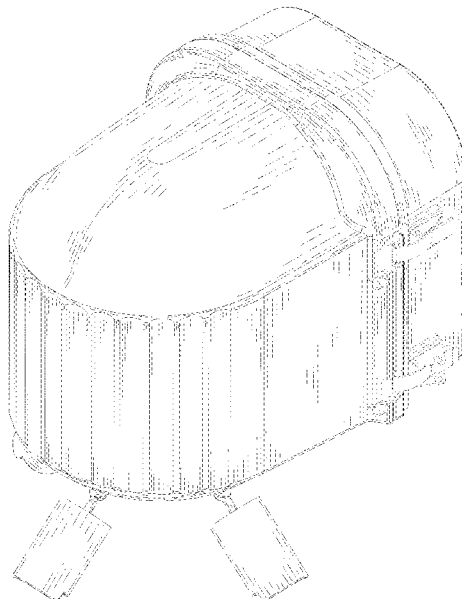
(57) **CLAIM**

The ornamental design for an outdoor video surveillance platform, as shown and described.

DESCRIPTION

FIG. 1 is a perspective view of an outdoor video surveillance platform showing my new design; FIG. 2 is a front view thereof; FIG. 3 is a rear view thereof; FIG. 4 is a right view thereof; FIG. 5 is a left view thereof; FIG. 6 is a top view thereof; and, FIG. 7 is a bottom view thereof. The broken lines depict portions of the outdoor video surveillance platform in which the design is embodied that form no part of the claimed design.

1 Claim, 7 Drawing Sheets



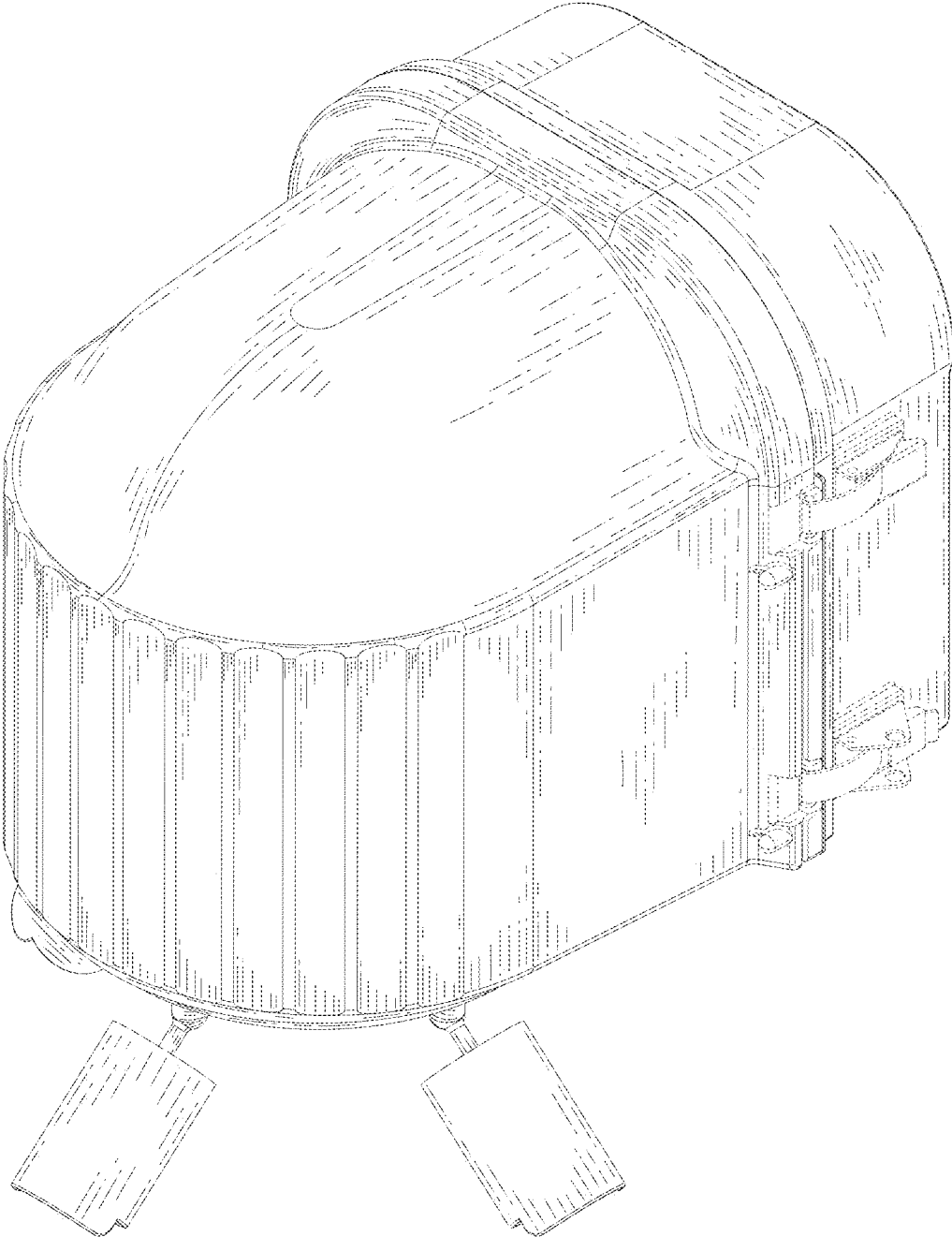


FIG. 1

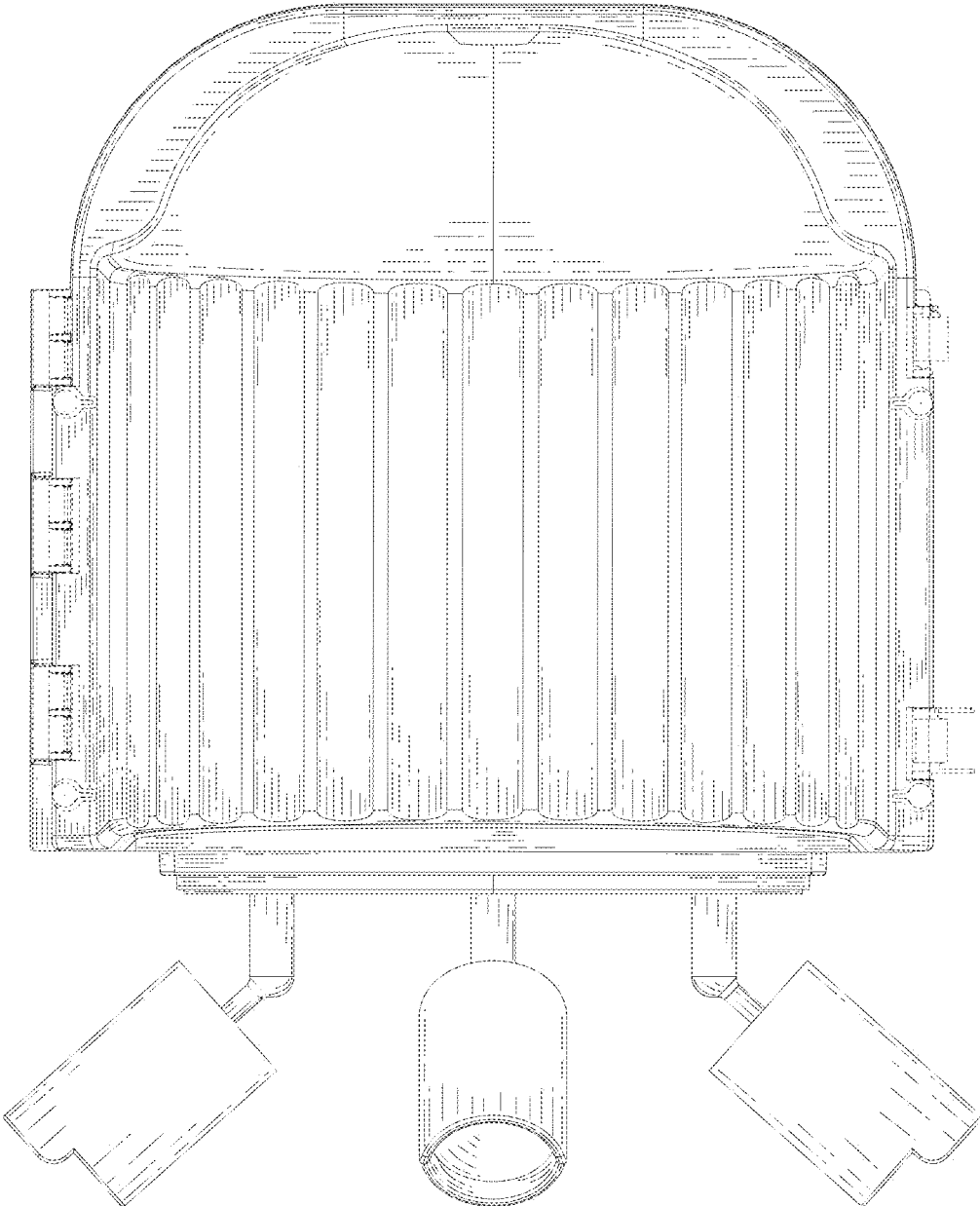


FIG. 2

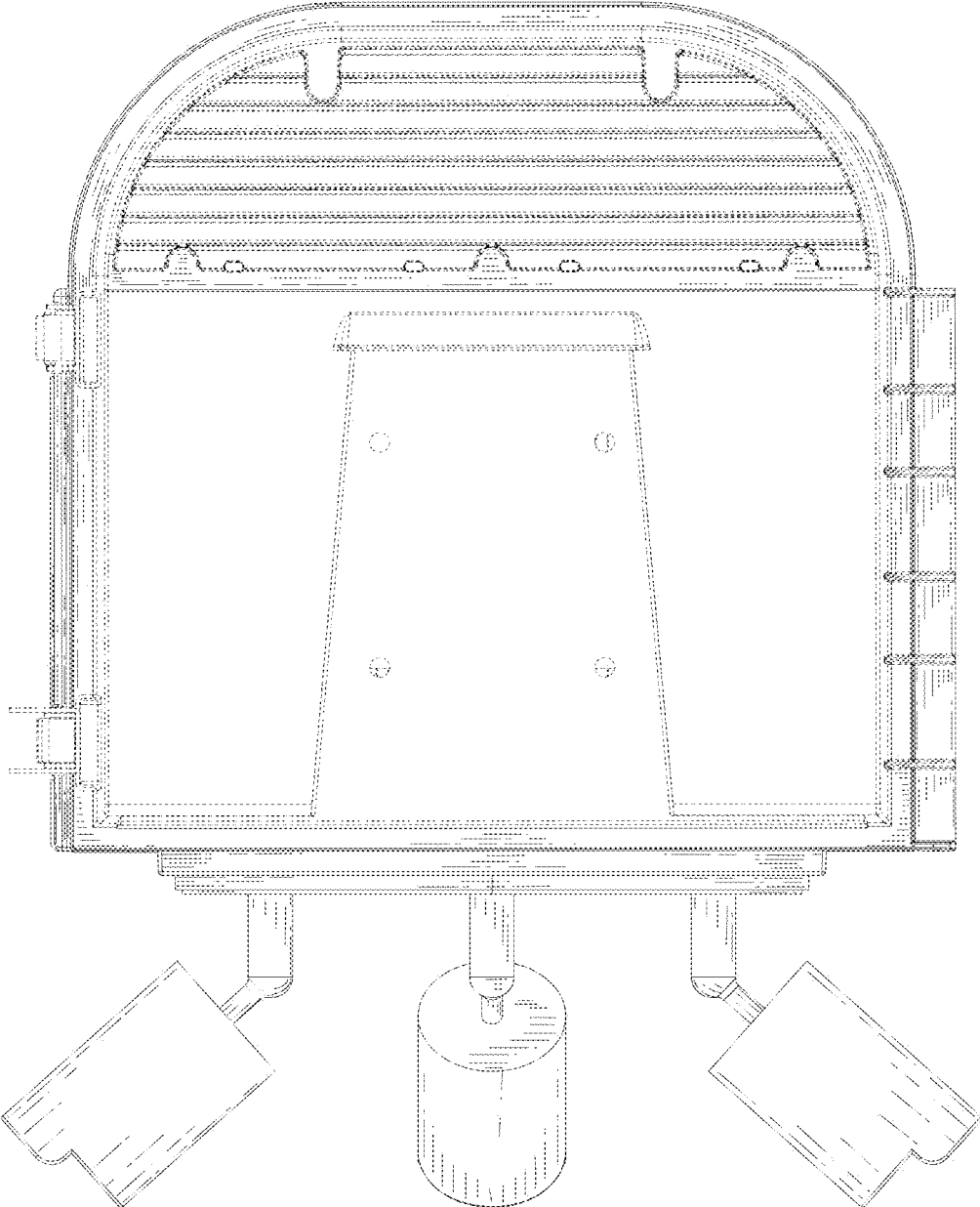


FIG. 3

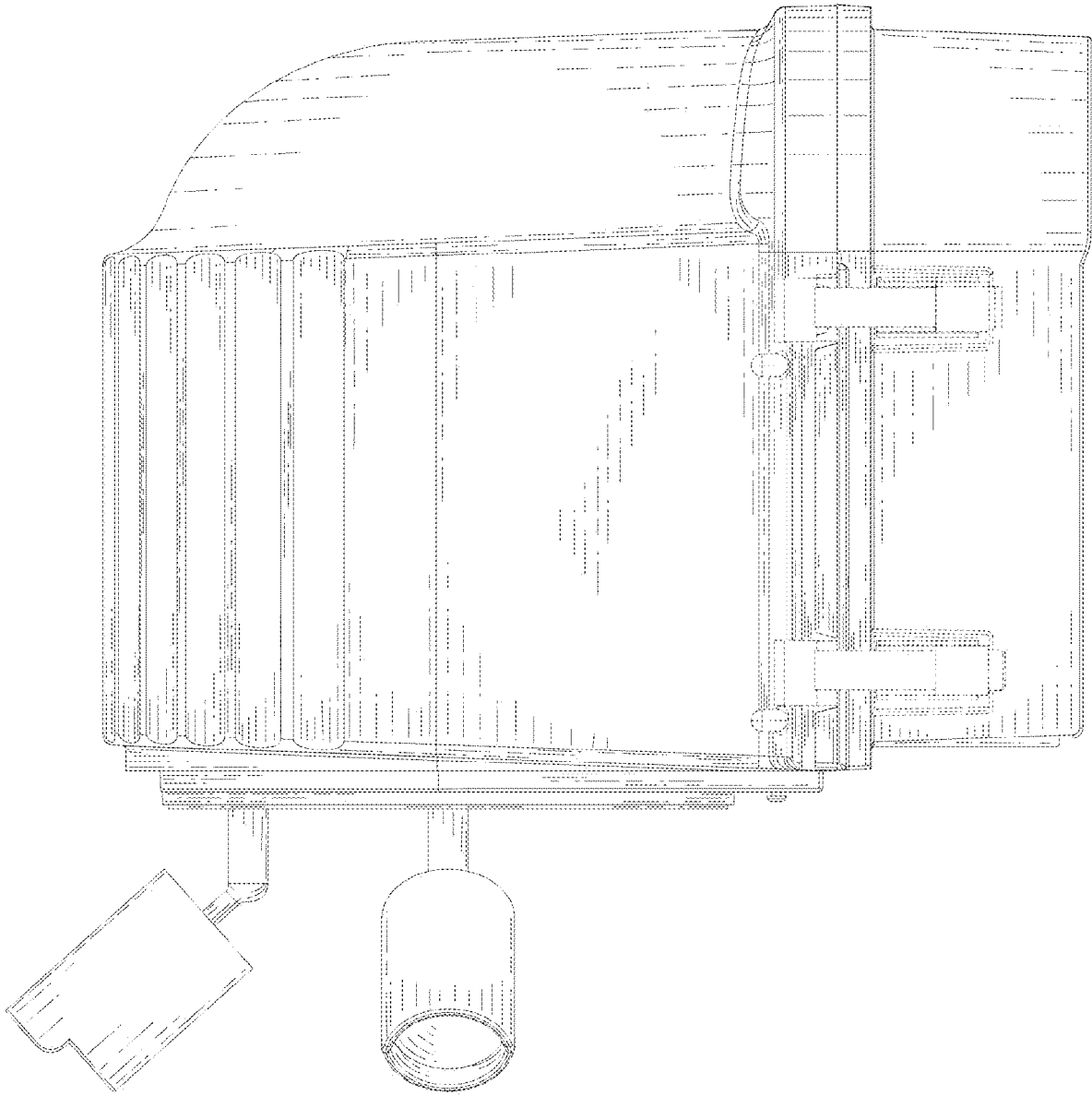


FIG. 4

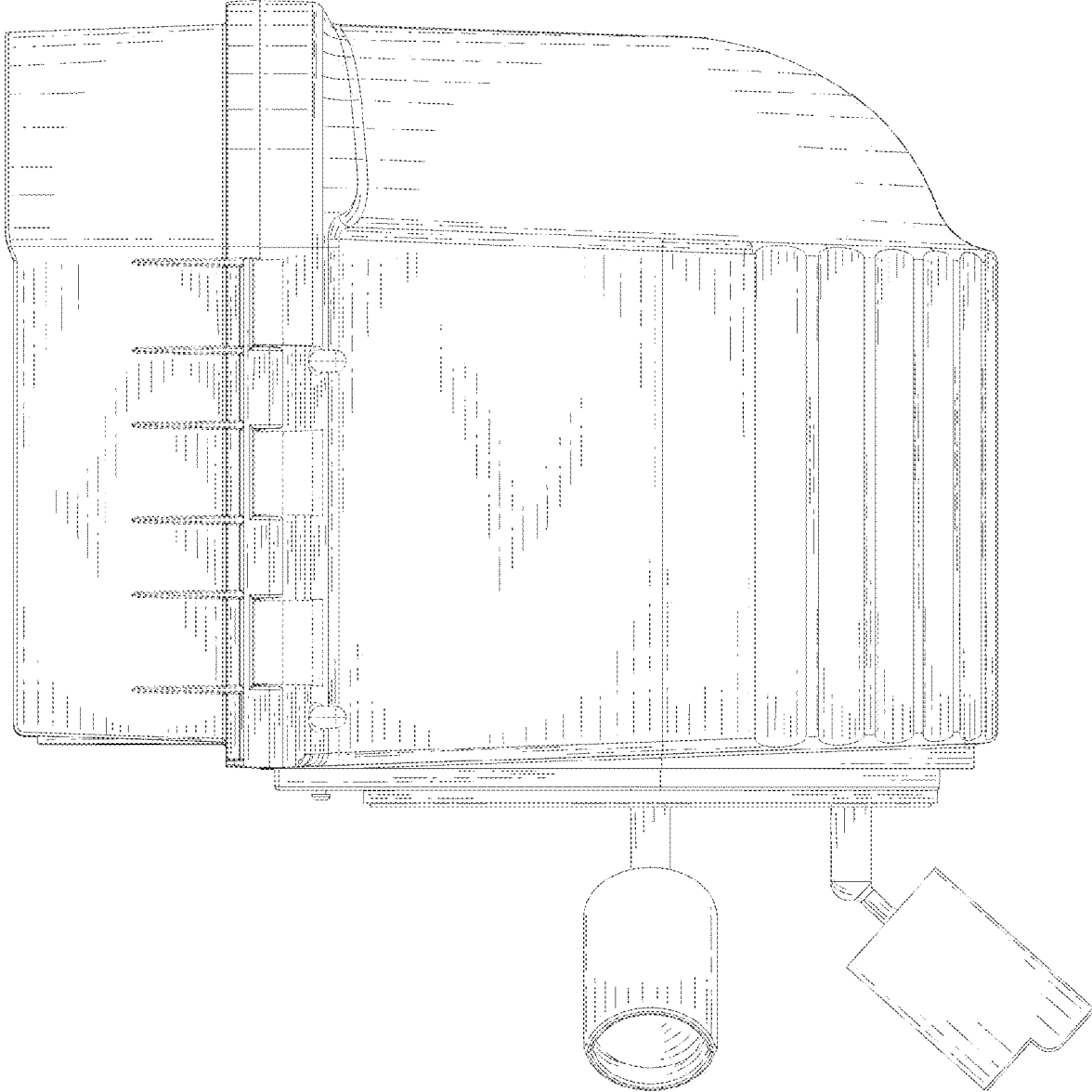


FIG. 5

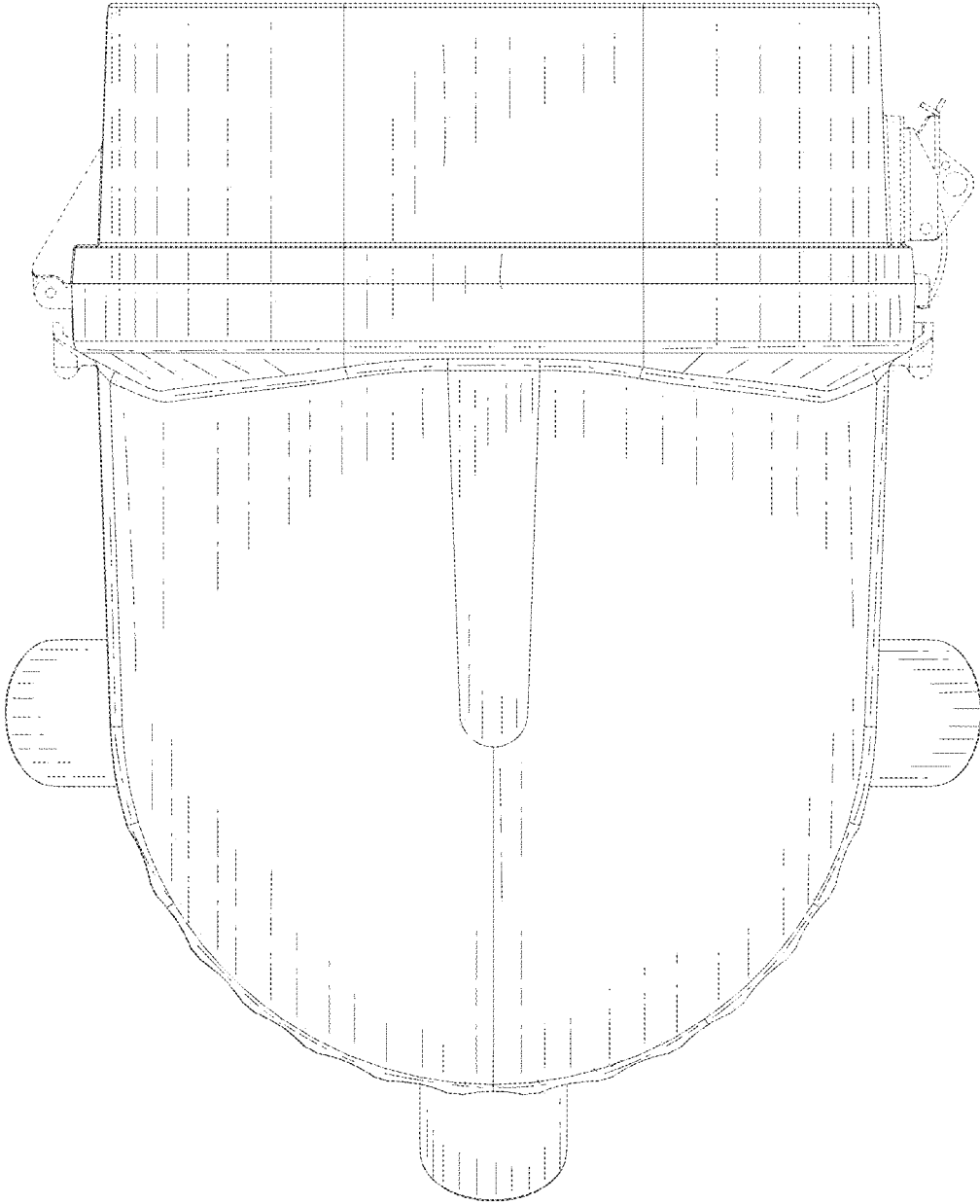


FIG. 6




FIG. 7