




Wiki markup cheatsheet

These examples cover the formatting needed most often when editing Wikipedia articles with wiki markup. For more help, see | *shortcut* H:MARKUP.

Description	What you type	What you get
Italic	<code>''italic text''</code>	<i>italic text</i>
Bold	<code>'''bold text''</code>	bold text
Section headers	<code>==Heading text==</code>	Heading text
	<code>===Heading text===</code>	Heading text
	<code>====Heading text====</code>	Heading text
Link to another Wikipedia page (Internal link)	<code>[[Denis Diderot]]</code>	Denis Diderot
Internal link with different text	<code>[[Denis Diderot Diderot]]</code>	Diderot
Link to another website	<code>[http://loc.gov Library of Congress website]</code>	Library of Congress website 
Bulleted list	<pre>* Wikipedia * Encyclopédie</pre>	<ul style="list-style-type: none">• Wikipedia• Encyclopédie
Numbered list	<pre># A - Azymites # B - Cézimbra</pre>	<ol style="list-style-type: none">1. A - Azymites2. B - Cézimbra
Image with caption	<code>[[File:Example.jpg thumb Caption text]]</code>	
Signature and timestamp (for Talk pages)	<code>~~~~</code>	Username (talk) 19:50, 11 December 2013 (UTC)
To make a citation	What you type	What you get
Insert a citation	<code>Page text. <ref>[http://example.org Example.org], more text.</ref></code>	Page text. ^[1]
Display citation footnotes	<code><references /></code>	1. [^] Example.org ,  more text.