



IOWA MONTHLY WEATHER SUMMARY – JANUARY 2024

General Summary: Temperatures averaged 20.2 degrees or 0.7 degree above normal ranking as the 67th warmest January in 152 years of statewide records. Precipitation averaged 1.71 inches or 0.74 inch above normal, ranking as the 18th wettest. Last January was both warmer and wetter.

Temperatures: Temperatures varied substantially though January as the first and last 10 days of the month were unseasonably warm. An Arctic air outbreak from the 12th-21st dropped Iowa's average temperature to 1.0 degree, 17.8 degrees below normal. Overall monthly temperatures were unseasonably warm across Iowa's northeastern half with below normal temperatures southwest.

January's statewide average maximum temperature was 26.1 degrees, 2.0 degrees below normal, while the average minimum temperature was 14.2 degrees, 3.3 degrees above normal. Shenandoah (Page County) reported the month's high temperature of 58 degrees on the 31st, 23 degrees above normal. Primghar (O'Brien County) reported the month's low temperature of -28 degrees on the 14th, 37 degrees below normal.

Heating Degree Day Totals: Home heating requirements, as estimated by heating degree day totals, are running 10% more than last January and 2% less than normal. Thus far this heating season, heating degree day totals are running 11% less than last year at this time and 12% less than normal.

Precipitation: January was the second winter month in which the state received above average precipitation. Most stations reported more than 150% of their normal expected precipitation for January, which is climatologically the driest month of the year. Two mid-month winter systems, the second of which becoming a "bomb cyclone," brought record snowfall to stations across southern Iowa. Monthly precipitation totals ranged from 0.45 inch at Spirit Lake (Dickinson County) to 5.25 inches at a Community Collaborative Rain, Hail and Snow (CoCoRaHS) network near Bloomfield (Davis County). The statewide average snowfall was 17.6 inches, 9.3 inches above average, tying 1929 as the 3rd snowiest January on record; Ottumwa (Wapello County) reported the highest monthly snowfall at 38.7 inches.

US Drought Monitor: The US Drought Monitor showed considerable improvement through January. The area of the state classified in Extreme Drought (D3) was reduced from 35% at the beginning of January to 18% at the end of the month. At the same time, the portions of Iowa designated as free from drought or dryness increased from 2.8 to 5.2%. The most noticeable improvement has been in south-central and southeastern Iowa. Currently 38% is rated in Severe Drought (D2) and 22% is rated in Moderate Drought (D1). Abnormally Dry (D0) conditions, technically not drought, now cover 16% of Iowa.

Justin Glisan, Ph.D.
State Climatologist of Iowa
Iowa Dept. of Agriculture & Land Stewardship
Wallace State Office Bldg.
Des Moines, IA 50319
Telephone: (515) 281-8981
E-mail: Justin.Glisan@IowaAgriculture.gov

January 2024

WEATHER BY DISTRICTS

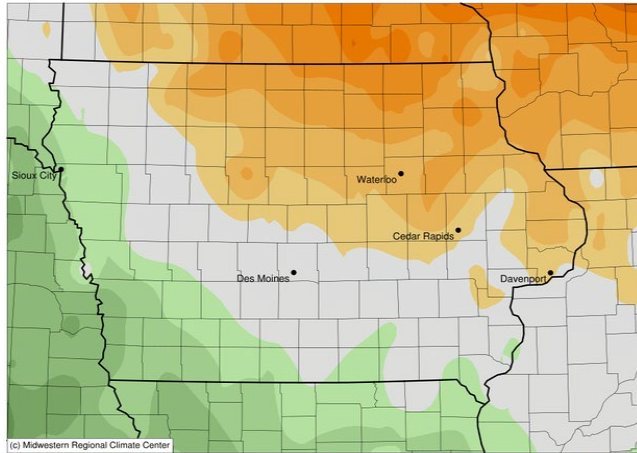
DISTRICT	TEMPERATURE (F)		HEATING DEGREE DAYS				PRECIPITATION (inches)				SNOWFALL
	January 2024		January 2024		Since Jul., 1, 2023		January 2024		Since Nov. 1, 2023		Jan 2024
	Average	Departure*	Average	Departure*	Average	Departure*	Average	Departure*	Average	Departure*	Average
Northwest	17.4	0.6	1476	-20	3832	-596	1.06	+0.35	3.06	-0.05	11.8
North Central	19.6	3.5	1407	-109	3771	-672	0.99	+0.10	2.59	-1.22	7.0
Northeast	20.3	3.2	1386	-100	3745	-608	1.91	+0.77	3.50	-1.22	16.7
West Central	19.1	-0.5	1423	+16	3608	-494	1.15	+0.38	3.23	-0.19	16.1
Central	20.7	1.3	1373	-42	3522	-554	1.54	+0.62	3.22	-0.91	20.0
East Central	21.8	1.5	1339	-46	3457	-504	2.41	+1.20	4.97	-0.12	20.2
Southwest	20.3	-2.3	1386	+71	3462	-326	1.34	+0.51	3.49	-0.33	17.4
South Central	20.9	-1.7	1367	+53	3359	-398	2.02	+1.04	4.75	+0.33	20.3
Southeast	22.4	-0.5	1321	+16	3295	-391	3.32	+2.00	6.55	+1.33	20.0
STATE	20.2	0.7	1375	-32	3543	-520	1.71	+0.74	3.85	-0.31	17.6

* Departures are computed from 1991-2020 normals.

The weather data in this report are based upon information collected by the U. S. Dept. of Commerce, NOAA National Weather Service.


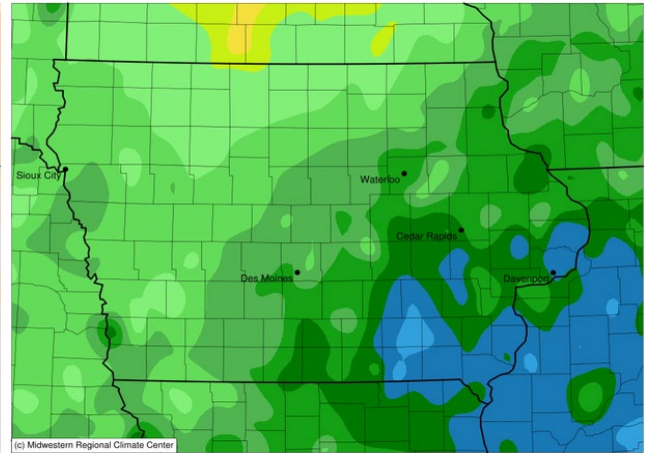
Average Temperature (°F): Departure from 1991-2020 Normals

January 01, 2024 to January 31, 2024



Accumulated Precipitation (in)

January 01, 2024 to January 31, 2024



Accumulated Snowfall (in)

January 01, 2024 to January 31, 2024

