

Daniel Frost and Rina Dechter  
 Dept. of Information and Computer Science  
 University of California, Irvine, CA 92717-3425 U.S.A.  
 {dfrost, dechter}@ics.uci.edu

### Abstract

Looking ahead during search is often useful when solving constraint satisfaction problems. Previous studies have shown that looking ahead helps by causing dead-ends to occur earlier in the search, and by providing information that is useful for dynamic variable ordering. In this paper, we show that another benefit of looking ahead is a useful domain value ordering heuristic, which we call look-ahead value ordering or LVO. LVO counts the number of times each value of the current variable conflicts with some value of a future variable, and the value with the lowest number of conflicts is chosen first. Our experiments show that look-ahead value ordering can be of substantial benefit, especially on hard constraint satisfaction problems.

## 1 Introduction

In this paper we present a new heuristic for prioritizing the selection of values when searching for the solution of a constraint satisfaction problem. Because the task of finding a solution for a constraint satisfaction problem is NP-complete, it is unlikely that any solution technique exists that works well in all cases. Nevertheless, many algorithms and heuristics have been developed which provide substantial improvement over simple backtracking (depth-first search) on many problem instances. If a constraint satisfaction problem has a solution, knowing the right value for each variable would enable a solution to be found in a backtrack-free manner.

When a constraint satisfaction problem has only a small number of solutions, much time is often spent searching branches of the search space which do not lead to a solution. To minimize backtracking, we should first try the values which are more likely to lead to a consistent solution. Even a slight increase in the probability that a value chosen is part of a solution can have substantial impact on the time required to find a solution.

\*This work was partially supported by NSF grant IRI-9157636, by the Electrical Power Research Institute (EPRI), and by grants from Toshiba of America, Xerox Northrop and Rockwell.

Our new algorithm, look-ahead value ordering (LVO), implements a heuristic that ranks the values of a variable based on information gathered by looking ahead, determining the compatibility of each value with the values of all future variables. Although the heuristic does not always accurately predict which values will lead to solutions, it is frequently more accurate than an uninformed ordering of values. Our experiments show that while the overhead of LVO usually outweighs its benefits on easy problems, the improvement on very large problems can be substantial. Interestingly, LVO often improves the performance of backjumping on problems without solutions, as well.

Look-ahead value ordering does the same type of look-ahead as does the forward checking algorithm [6]. Because forward checking rejects values that it determines will not lead to a solution, it can be viewed as doing a simple form of value ordering. In this regard LVO is more refined, because it also orders the values that may be part of a solution.

In the following section we define formally constraint satisfaction problems and describe the look-ahead value ordering algorithm. Section 3 describes the experiments we conducted. In section 4 we discuss the results of these experiments. We review some related approaches in section 5 and in section 6 summarize our results.

## 2 Definitions and Algorithms

A *constraint satisfaction problem* (CSP) is represented by a *constraint network*, consisting of a set of  $n$  variables,  $X_1, \dots, X_n$ ; their respective value domains,  $D_1, \dots, D_n$ ; and a set of constraints. A *constraint* is a subset of the Cartesian product  $D_{i_1} \times \dots \times D_{i_r}$ , consisting of all tuples of values for a subset  $(X_{i_1}, \dots, X_{i_r})$  of the variables which are compatible with each other. A *solution* is an assignment of values to all the variables such that no constraint is violated; a problem with a solution is termed *satisfiable* or *consistent*. Sometimes it is desired to find all solutions; in this paper, however, we focus on the task of finding one solution, or proving that no solution exists. A *binary* CSP is one in which each of the constraints involves at most two variables. A constraint satisfaction problem can be represented by a *constraint graph* which has a node for each variable and an arc connecting each pair of variables that are contained in a constraint.

## 2.1 Algorithms and Heuristics

We experimented with look-ahead value ordering by testing it in conjunction with an algorithm that combines backjumping, dynamic variable ordering, and the temporary pruning of future domains characteristic of forward checking. Previous experiments have shown that this combination is extremely effective over a wide range of problems [4]. LVO (or any other heuristic) is of practical interest only if it improves upon the performance of state of the art algorithms.

### Backjumping

Backjumping [5; 2] is an improvement to backtracking which takes advantage of sparseness and structure in the constraint graph. Both backtracking and backjumping consider each variable in order, instantiating the current variable,  $X_{Cur}$ , with a value from its domain  $D_{Cur}$  that does not violate any constraint between  $X_{Cur}$  and all previously instantiated variables. If  $X_{Cur}$  has no such non-conflicting value, then a *dead-end* occurs. The version of backjumping we use, based on Prosser's conflict-directed backjumping [9], is very effective in choosing the best variable to jump back to.

There are two basic ways to determine which values in  $D_i$  are consistent with all variables before  $X_i$ . *Look-back* methods consider each element in  $D_i$  and check to ensure that no constraints with earlier variables are violated. There are also several *look-ahead* approaches, the simplest being forward checking [6]. When assigning a value to the current variable, forward checking removes values from the domains of future variables that conflict with that value. We will refer to the subset of  $D_i$  that has incompatible values removed as  $D'_i$ . When  $X_i$  is reached, the only values remaining in  $D_i$  are those which are consistent with all previous variables, as instantiated. If a value  $x \in D_i$  had been removed because it conflicted with the instantiation of an earlier variable  $X_j$ , then  $x$  has to be restored when  $X_j$  is assigned a new value, or is jumped over in backjumping.

### Dynamic variable ordering

In a dynamic variable ordering (DVO) scheme [6; 10; 12] the order of variables can be different in different branches of the search tree. Our implementation of DVO uses information derived from a forward checking style look-ahead. At each step the variable with the smallest remaining domain size is selected. If  $D_i$  is empty for some uninstantiated variable  $X_i$ , then  $X_i$  is moved to be the next variable, and a dead-end occurs immediately. The technique for breaking ties is important, as there are often many variables with the same domain size. In our implementation we maintain a list of the variables sorted by degree in the original constraint graph, and in case of a tie (and for the first variable), choose the one highest on this list. This scheme gives substantially better performance than picking one of the tying variables at random.

### Look-ahead value ordering

Backjumping and dynamic variable ordering can be combined into an algorithm we call BJ+DVO [4]. The BJ+DVO algorithm does not specify how to choose a

### Backjumping with DVO and LVO

**Inputs:** A set of  $n$  variables,  $X_1, \dots, X_n$ ;  
For each  $X_i$ , a set  $D_i$  of possible values (the domain).  
**Uses:** For each  $X_i$ , a mutable domain set  $D'_i$  of values not proven inconsistent with the current partial assignment (initially, all  $D'_i = D_i$ );  
For each  $X_i$ , a set  $P_i$  of earlier variables which, as instantiated, conflict with some value in  $D_i$  (initially, all  $P_i = \emptyset$ ).  
**Output:** All variables instantiated, or failure.

1. If the current variable is the last variable, then all variables have value assignments; exit with this solution. Otherwise,
  - (a) (Dynamic variable ordering.) Select the uninstantiated variable  $X_i$  with the smallest remaining domain  $D'_i$  and make it the next variable in the ordering; call it  $X_{cur}$ . Set  $P_{cur} = \emptyset$ .
  - (b) (Look-ahead value ordering.) Rank the values in  $D'_{cur}$ : For each value  $x$  in  $D'_{cur}$ , examine each uninstantiated variable  $X_i$ . For each  $X_i$ , examine each  $v$  in  $D'_i$ . Compute (using one of the heuristics described in Section 3.2) the rank of  $x$  based on whether  $X_i = v$  conflicts with  $X_{cur} = x$ , and on the resulting size of  $D'_i$ .
2. Select a value  $x \in D'_{cur}$ . Do this as follows:
  - (a) If  $D'_{cur} = \emptyset$ , go to 3.
  - (b) Choose the highest ranked value  $x$  in  $D'_{cur}$ , and remove it from  $D'_{cur}$ . (Without LVO, choose  $x$  arbitrarily.)
  - (c) (With LVO this step can be avoided by caching the results from 1(b).) Examine each uninstantiated variable  $X_i$ . For each  $X_i$ , examine each  $v$  in  $D'_i$ . If  $X_i = v$  conflicts with  $X_{cur} = x$ , then remove  $v$  from  $D'_i$  and add  $X_{cur}$  to  $P_i$ . If a  $D'_i$  becomes empty, then go immediately to (d).
  - (d) Instantiate  $X_{cur} = x$  and go to 1.
3. (Backjump.) If  $P_{cur} = \emptyset$  (there is no previous variable), exit with failure. Otherwise, let  $X_{jump}$  = the latest variable in  $P_{cur}$ , and remove  $X_{jump}$  from  $P_{cur}$ . Let  $P'_{jump} = P_{jump} \cup P_{cur}$ . For all  $i$ ,  $jump < i \leq cur$ , set  $P_i = \emptyset$  and set  $D'_i = D_i$ . Set  $X_{cur} = X_{jump}$ . Go to 2.

Figure 1: Backjumping with dynamic variable ordering and look-ahead value ordering (BJ+DVO+LVO). Removing step 1(b) leaves plain BJ+DVO.

Parameters N, K, T, C	No LVO	LVO-MC	LVO-MD	LVO-WMD	LVO-PDS
125, 3, 1/9, 929	254,449	225,618	247,705	265,190	225,618
250, 3, 3/9, 391	75,174	58,253	62,343	67,742	58,253
35, 6, 4/36, 501	603,271	562,440	597,234	608,364	571,471
50, 6, 8/36, 325	397,242	372,309	387,475	386,132	372,747
35, 9, 27/81, 178	249,099	230,030	237,134	237,690	238,710
100, 12, 110/144, 120	1,786,829	332,895	822,649	915,982	403,781
50, 20, 300/400, 95	1,400,338	942,079	1,034,031	1,081,250	979,723

Figure 2: Comparison of BJ+DVO without LVO and with LVO using four heuristics (described in the text). Each number is the mean consistency checks over 500 instances. Each set of parameters produced problems near the 50% cross-over point.

value. In our experiments reported in [4], and in this paper when we refer to "plain" BJ+DVO, values are arbitrarily assigned a sequence number, and are selected according to this sequence. In this paper we explore the feasibility of using information gleaned during the look-ahead phase of BJ+DVO to improve the ordering of values. The method we use to rank the values in order of decreasing likelihood of leading to a solution is as follows. The current variable is tentatively instantiated with each value in its domain  $D'$ . With each value in  $D'$  LVO looks ahead to determine the impact this value will have on the  $D'$  domains of uninstantiated variables. We discuss in section 3.2 four heuristic functions that use information from the look-ahead to rank the values in the current domain. The current variable is then instantiated with the highest ranking value. If the algorithm back jumps to a variable, the highest ranked remaining value in its domain is selected. If the variable is re-instantiated after earlier variables have changed, then the order of the values has to be recalculated. The LVO heuristic will not always make the right decision. However, a small improvement in an algorithm's ability to choose the right value can have a big impact on the work required to solve a problem.

A high-level description of BJ+DVO+LVO is given in Fig. 1. To avoid repeating consistency checks, our implementation saves in tables the results of looking ahead in step 1(b). After a value is chosen, the  $D$ 's and  $P$ 's of future variables are copied from these tables instead of being recomputed in step 2(c). BJ+DVO uses  $O(n^2k)$  space for the  $D'$  sets, where  $k$  is the size of the largest domain:  $n$  levels in the search tree ( $D'$  is saved at each level so that it does not have to be recomputed after backjumping)  $\times n$  future variables  $\times k$  values for each future variable. Our implementation of BJ+DVO+LVO uses  $O(n^2k^2)$  space. There is an additional factor of  $k$  because at each level in the search tree up to  $k$  values are explored by look-ahead value ordering. Similarly, the space complexity for the  $P$  sets increases from  $O(n^2)$  in BJ+DVO to  $O(n^2k)$  for BJ+DVO+LVO. To solve a typical problem instance described in the next section, BJ+DVO required 1,800 kilobytes of random access memory, and BJ+DVO+LVO required 2,600 kilobytes. On most computers the additional space requirements of LVO will not be severe.

### 3 Experimental Methods and Results

#### 3.1 Instance Generator

The experiments reported in this paper were run on random instances generated using a model that takes four parameters:  $N$ ,  $K$ ,  $T$  and  $C$ . The problem instances are binary CSPs with  $N$  variables, each having a domain of size  $K$ . The parameter  $T$  (tightness) specifies a fraction of the  $K^2$  value pairs in each constraint that are disallowed by the constraint. The value pairs to be disallowed by the constraint are selected randomly from a uniform distribution, but each constraint has the same fraction  $T$  of such incompatible pairs.  $T$  ranges from 0 to 1, with a low value of  $T$ , such as 1/9, termed a loose or relaxed constraint. The parameter  $C$  specifies the number of constraints out of the  $N * (N - 1)/2$  possible. The specific constraints are chosen randomly from a uniform distribution.

Certain combinations of parameters generate problems of which about 50% are satisfiable; such problems are on average much more difficult than those which all have solutions (under-constrained) or which never have solutions (over-constrained) [1; 7]. Such a set of parameters is sometimes called a *cross-over point*. For a given value of  $N$ ,  $K$  and  $T$ , we call the value of  $C$  which produces 50% solvable problems " $C^{50\%}$ ".

#### 3.2 LVO Heuristics

The BJ+DVO+LVO algorithm in Fig. 1 does not specify exactly how information about conflicts with future variables should be used to prioritize the values of the current variable. We experimented with four heuristics that rank values by looking ahead.

The first heuristic, called min-conflicts (MC), considers each value in  $D'$  of the current variable and associates with it the number of values in the  $D'$  domains of future variables with which it is not compatible. The current variable's values are then selected in increasing order of this count.

The other three heuristics are inspired by the intuition that a subproblem is more likely to have a solution if it doesn't have variables with only one value. The max-domain-size (MD) heuristic therefore prefers the value that creates the largest minimum domain size in the future variables. For example, if after instantiating  $X_{cur}$  with value  $x_1$  the  $\min_{i \in \{ctir+1, \dots, n\}} |D'_i|$  is 2, and with  $X_{cur} = x_2$  the min is 1, then  $x_1$  will be preferred.

Parameters	Consistency Checks								CPU seconds			
	Mean				Median				Best			
	DVO		LVO	Ratio	DVO		LVO	Ratio	DVO		LVO	Ratio
Solvable and unsolvable instances:												
125, 3, 1/9, 929	254 (7%)		226 (8%)	0.89	214	187	0.87	4.81	10.1	10.5	1.04	0.47
350, 3, 3/9, 524	2,365 (88%)		1,130 (31%)	0.48	7	5	0.69	1.26	1996.1	503.5	0.46	1.26
350, 3, 1/9, 2292	3,251 (33%)		509 (42%)	0.16	350	18	0.05	3.59	331.2	62.1	0.19	3.20
100, 12, 110/144, 120	1,787 (108%)		333 (88%)	0.19	24	20	0.83	1.55	189.1	37.8	0.20	1.14
50, 20, 300/400, 95	1,400 (30%)		942 (18%)	0.67	368	293	0.79	3.48	53.6	39.1	0.73	0.91
Unsolvable instances only:												
125, 3, 1/9, 929	354 (7%)		344 (7%)	0.97	316	304	0.96	14.94	14.0	16.0	1.14	0.00
350, 3, 3/9, 524	4,028 (119%)		2,354 (41%)	0.58	32	23	0.74	2.51	1953.1	1054.2	0.54	1.90
350, 3, 1/9, 2292	All instances had solutions — C is 90% of the crossover point											
100, 12, 110/144, 120	3,048 (188%)		548 (105%)	0.18	44	35	0.80	3.58	316.1	62.0	0.20	1.42
50, 20, 300/400, 95	1,052 (24%)		923 (24%)	0.88	316	291	0.92	5.31	39.6	37.7	0.95	0.65
Solvable instances only:												
125, 3, 1/9, 929	150 (12%)		102 (18%)	0.68	118	51	0.44	2.50	6.1	4.9	0.81	1.88
350, 3, 3/9, 524	1,027 (100%)		145 (122%)	0.14	4	4	0.95	0.80	406.2	60.1	0.15	0.92
350, 3, 1/9, 2292	3,251 (33%)		509 (42%)	0.16	350	18	0.05	3.59	331.2	62.1	0.19	3.20
100, 12, 110/144, 120	1,059 (123%)		209 (62%)	0.20	18	14	0.78	1.03	115.7	23.9	0.21	1.00
50, 20, 300/400, 95	2,047 (55%)		977 (30%)	0.48	446	318	0.71	1.92	79.5	41.7	0.52	1.71

Figure 3: Results of several experiments on CSPs with various parameters, all near the 50% crossover point except as noted. In each experiment, 500 instances were generated and solved with BJ+DVO ("DVO") and BJ+DVO+LVO with the MC heuristic ("LVO"). Consistency checks and CPU time were recorded. For mean and median consistency check figures, the low order three digits are omitted. The "Ratio" columns show the LVO statistic to the left divided by the corresponding DVO statistic. The "Best" ratio column is the number of times the BJ+DVO+LVO was better divided by the number of times BJ+DVO was better. The small numbers in parentheses tell the size of the 95% confidence interval for consistency checks. For instance, "254 (7%)" means that the size of the 95% confidence interval is 7% of 254,000 or 17,780. Since the interval is centered around 254,000, we are 95% confident that the true mean is between 236,220 and 271,780.

Since several values in the domain of the current variable  $D'_{cur}$  may create future D's of the same size, the MD heuristic frequently leads to ties. A refined version of MD is weighted-max-domain-size (WMD). Like MD, WMD prefers values that leave larger future domains, but it break ties based on the number of future variables that have a given future domain size. Continuing the example from the previous paragraph, if  $x_1$  leaves 3 variables with domain size 2 (and the rest with domain sizes larger than 2), and  $x_3$  leaves 5 variables with domain size 2, then  $x_1$  will be preferred over  $x_3$ .

Our fourth heuristic, called point-domain-size (PDS), gives each value in  $D'_{cur}$  a point value: 8 points for each future domain of size 1; 4 points for each future domain of size 2; 2 points for each future domain of size 3 (if  $K > 3$ ); and 1 point for each future domain of size 4 (if  $K > 4$ ). The value with the smallest sum of points is chosen first.

Fig. 2 shows the results of experiments comparing the four LVO heuristics. In terms of mean consistency checks, LVO usually improves BJ+DVO no matter which heuristic is chosen. Since the MC heuristic was clearly best, we selected it for further experimentation. In the rest of the paper, reference to LVO implies the MC heuristic.

### 3.3 Experimental results

The overall conclusion we draw from our experiments comparing BJ+DVO with BJ+DVO+LVO is that on sufficiently difficult problems LVO almost always pro-

duces substantial improvement; on medium problems LVO usually helps but frequently hurts; and on easy problems the overhead of LVO is almost always worse than the benefit. Very roughly, "sufficiently difficult" is over 1,000,000 consistency checks and "easy" is under 10,000 consistency checks.

We experimented further with LVO by selecting several sets of parameters and with each set generating 500 instances that were solved with both BJ+DVO and BJ+DVO+LVO. We used two approaches for selecting combinations of parameters which had large values of N and K, and yet did not generate problems that were too computationally expensive. The first strategy was to use very tight constraints and very sparse constraint graphs. For instance, problems at N=100 and K=12 would be extremely time consuming to solve, except that we used a small number (C=120) of extremely tight constraints (T=110/144). Another method for generating easier problems with large N and K is to select parameters that are not exactly at the cross-over point. We used this approach for the experiment with N=350, K=3, T=1/9 and C=2292, which is 90% of the estimated  $C^{co}$  of 2547.

The results of these experiments are summarized in Fig. 3. We present the data in several ways: the table show the mean, the median, and the ratio of how many times each algorithm was better than the other. The "Ratio" columns under "Mean" and "Median" in Fig. 3 provide an indication of the relative performance of the two algorithms. Mean ratios and median ra-

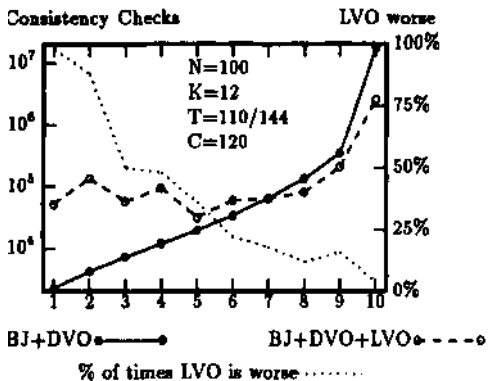


Figure 4: The instances in one experiment were divided into 10 groups, based on the number of consistency checks made by BJ+DVO. Each point is the mean of 50 instances in one group. The dotted line, showing the percentage of times BJ+DVO was better than BJ+DVO+LVO (when measuring consistency checks), is related to the right-hand scale.

tios less than one indicate that BJ+DVO+LVO is better than BJ+DVO (required fewer consistency checks or CPU time). In the "Best Ratio" column a larger number indicates superior performance by BJ+DVO+LVO, as this figure is the number of times BJ+DVO+LVO was better than BJ+DVO, divided by the number of times BJ+DVO bested BJ+DVO+LVO (as measured by consistency checks or CPU time).

For many uses, the mean is the most relevant statistic, as it takes into account the impact of the occasional extremely difficult problem. To convey an estimate of the accuracy of our sample of 500 instances, we provide, for the consistency check measure, the size of the 95% confidence interval, expressed as a percentage of the sample mean. The 95% confidence interval around the true population mean  $\mu$  is computed as

$$\bar{x} - \frac{1.96\sigma}{\sqrt{t}} < \mu < \bar{x} + \frac{1.96\sigma}{\sqrt{t}}$$

where  $\bar{x}$  is the sample mean,  $\sigma$  is the population standard deviation,  $t$  is the number of trials, and 1.96 is the factor associated with the 95% confidence interval. Since we don't actually know the standard deviation of the entire population, we have to estimate it by using the sample standard deviation; this is acceptable as long as  $t > 30$ , but still introduces another source of possible inaccuracy.

The medians in Fig. 3 are much lower than the means, because in each sample there were a small number of extremely difficult problems, and a few very difficult ones. In our experiments with  $N=100$ ,  $K=12$ ,  $T=110/144$  and  $C=120$  half the CPU time was spent solving the hardest 25 of the 500 problems. Fig. 4 shows the skew in the distribution, and how LVO affects problems of different difficulties. For this figure, the 500 instances in one experiment were divided into ten groups of 50, based on the number of consistency checks required by BJ+DVO.

Consistency Checks - LVO

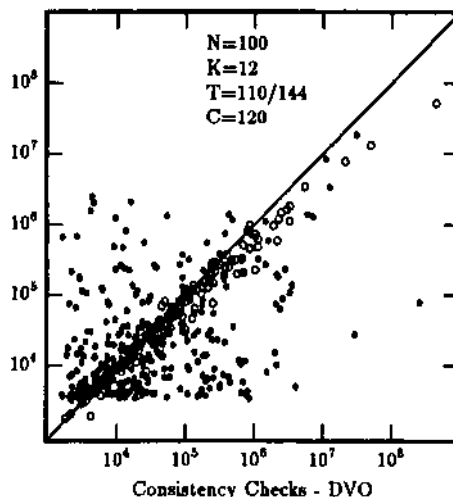


Figure 5: Each point ( $\bullet$  = has solution,  $\circ$  = no solution) represents one instance out of 500. Points below the diagonal line required fewer consistency checks with LVO.

The easiest 50 were put in the first group, the next easiest 50 in the second group, and so on. LVO is harmful for the first several groups, and then produces increasingly larger benefits as the problems become more difficult. The scatter chart in Fig. 5 also indicates the distribution of the data. (Due to space constraints, some of our figures show data drawn from only one parameters, such as  $N=100$ ,  $K=12$ ,  $T=110/144$ ,  $C=120$ . The charts of data from experiments with other parameters are quite similar.)

In general the statistics for CPU time are slightly less favorable for LVO than are the statistics for Consistency Checks, reflecting the fact that, in our implementation, there is approximately a 5%-10% performance penalty in CPU time for LVO. This is caused by the need to store and copy the large tables that hold the results of looking ahead on different values of a variable (the caching referred to in Step 2(c) of Fig. 1). Many problem instances required slightly fewer consistency checks with LVO but slightly more CPU time, resulting in the often substantially different "Consistency Checks Best Ratio" and "CPU seconds Best Ratio" numbers in Fig. 3.

The graphs in Fig. 6 show that the impact of LVO increases as the number of variables increase. Moreover, when variables have small domain sizes, a larger number of variables is required for LVO to have a beneficial impact. For instance, at  $N=75$  and  $K=12$ , LVO improves BJ+DVO substantially, while with the small domain size  $K=3$ , the impact of LVO does not appear until  $N$  is larger than 200.

The efficacy of LVO also depends on how near the parameters are to the 50% solvable crossover point. As the data in Fig. 7 indicate, LVO is detrimental on very easy

### Consistency Checks

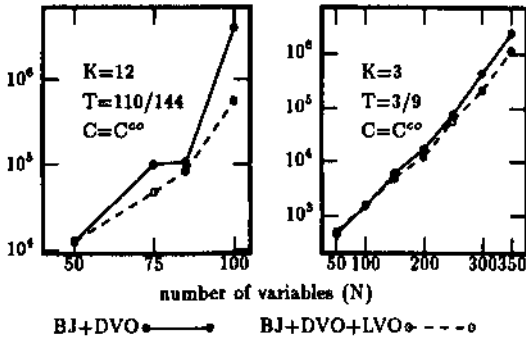


Figure 6: The benefits of LVO increases with larger N. Each point is the mean of 500 instances.

### Consistency Checks

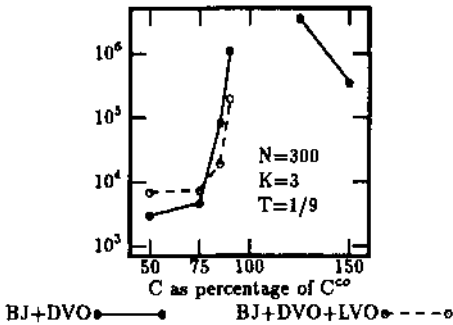


Figure 7: The varying effectiveness of LVO on problems not at the cross-over point. Each point on the chart represents the mean number of consistency checks from solving 500 CSP instances, using BJ+DVO and BJ+DVO+LVO. On over-constrained problems, the means of BJ+DVO and BJ+DVO+LVO are almost identical.

underconstrained problems (with C less than around 80% of  $C^{oo}$ ) that have many solutions. On these problems, the extra work LVO does exploring all values of a variable is almost always unnecessary. When problems are sufficiently overconstrained (C greater than around 125% of  $C^{oo}$ ), LVO has very little effect on the number of consistency checks.

In addition to experimenting with LVO on random problems, we compared BJ+DVO and BJ+DVO+LVO on several scheduling problems that had been transformed into graph coloring problems. In each case the impact of LVO was minimal, except for a slight degradation in CPU time. The symmetrical nature of graph coloring constraints does not provide any information that look-ahead value ordering can exploit.

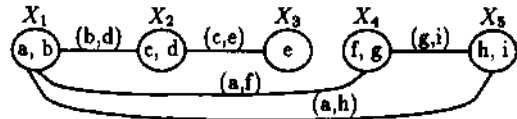


Figure 8: The constraint graph of a CSP with 5 variables. The domain of each variable is listed inside its oval, and the constraints are indicated by the disallowed value pairs on each arc.

## 4 Discussion

With backtracking the order in which values are chosen makes no difference on problems which have no solution, or when searching for all solutions. Therefore it may be surprising that a value ordering scheme can help BJ+DVO on instances that are unsatisfiable, as the data in Fig. 3 and Fig. 5 indicate. As the following theorem states, the reason is the interaction between backjumping and look-ahead value ordering.

**Theorem 1** *When searching for all solutions, or on problems which have no solution,*

1. *the order in which values are chosen does not affect the search space which backtracking explores; and*
2. *the order in which values are chosen can affect the search space which backjumping explores.*

**Proof.** Part 1: Consider a search tree rooted at variable  $X$ . The  $n$  children of  $X$  are  $X_1, X_2, \dots, X_n$ . The size of the search space  $SS(X)$  of this tree is  $1 + \sum_{i=1}^n SS(X_i)$ . Since addition is commutative and the search spaces of the children do not interact, the order in which the search spaces rooted at the children of  $X$  are expanded will not affect  $SS(X)$ .

Part 2: Consider the problem depicted in Fig. 8, and assume  $X_1 = a$  is assigned first. There are two value orders for  $X_2$ . If  $X_2 = c$  is considered first, then  $X_3$  will be a dead-end.  $X_2 = d$  will be instantiated next, and an eventual dead-end at  $X_5$  will lead to a jump back to  $X_4$  and then to  $X_1$ . ( $X_2$  and  $X_3$  will be jumped over because they are not connected to  $X_4$  or  $X_5$ .) On the other hand, if  $X_2 = d$  is considered first, a different search space is explored because  $X_2 = c$  is never encountered. Instead,  $X_2$  and  $X_3$  are jumped over after the dead-ends at  $X_4$  and  $X_5$ .  $\square$

Note that the theorem holds whether a look-ahead or look-back method is used, and whether the variable ordering is static or dynamic. LVO can help on unsatisfiable problems, and on unsatisfiable branches of problems with solutions, by more quickly finding a consistent instantiation of a small set of variables which are later jumped over by backjumping.

## 5 Related Work

Value ordering techniques have been investigated before, but they have not been based on information derived from a forward checking style look-ahead. Pearl [8] discusses similar value ordering heuristics in the context of the 8-Queens problem. His "highest number of

unattacked cells" is the same as our max-conflicts heuristic, and his "row with the least number of unattacked cells" heuristic is the same as max-domain-size.

Dechter and Pearl [3] developed an Advised Backtrack algorithm which estimates the number of solutions in the subproblem created by instantiating each value. The estimate is based on a tree-like relaxation of the remainder of the problem. For each value, the number of solutions is counted, and the count is used to rank the values. Advised Backtrack was the first implementation of the general idea that heuristics can be generated from a relaxed version of the problem instance.

Sadeh and Fox [11] also use a tree-like relaxation of the remaining problem, in the context of job-shop scheduling problems. Their value ordering heuristic considers as well the impact of capacity constraints and demand on scarce resources.

## 6 Conclusions and Future Work

We have introduced look-ahead value ordering, an algorithm for ordering the values in a constraint satisfaction problem. Our experiments show that for large and hard problems, LVO can improve the already very good BJ+ DVC algorithm by over a factor of five.

One drawback of LVO is that it is somewhat complex to implement, as it uses a set of tables to cache the results of values that have been examined (during the ranking process) but not yet instantiated. Manipulating these tables incurs a small CPU overhead. Another disadvantage of LVO is that on easy solvable problems, where there are many solutions and hence many acceptable value choices, it is usually detrimental. LVO needlessly examines every value of each variable along the almost backtrack-free search for a solution.

LVO is almost always beneficial on difficult instances that require over 1,000,000 consistency checks. Unexpectedly, it even helps on problems without solutions when used in conjunction with backjumping. We have tested LVO using a forward checking level of look-ahead. We plan to explore the possibility that a more computationally expensive scheme, such as partial look-ahead or full look-ahead [6] or directional arc consistency [3], will pay off in the increased accuracy of the value ordering. Another research direction is to reduce the overhead of LVO on easy problems. This might be achieved by only employing value ordering in the earlier levels of the search, or by having value ordering automatically "turn off" when it notices that current values are in conflict with relatively few future values, indicating an underconstrained problem. A simple way to eliminate the overhead of LVO on very easy problems would be to always run a non-LVO algorithm first; if that algorithm has not completed by, say, 100,000 consistency checks, it is cancelled and problem solving is restarted with an LVO version. At the price of 100,000 extra consistency checks on some difficult problems, the costs of LVO on the easy majority of problems is avoided.

## References

- [1] Peter Cheeseman, Bob Kanefsky, and William M. Taylor. Where the really hard problems are. In

- Proceedings of the International Joint Conference on Artificial Intelligence, pages 331-337, 1991.
- [2] Rina Dechter. Enhancement Schemes for Constraint Processing: Backjumping, Learning, and Cutset Decomposition. *Artificial Intelligence*, 41:273-312, 1990.
- [3] Rina Dechter and Judea Pearl. Network-based heuristics for constraint-satisfaction problems. *Artificial Intelligence*, 34:1-38, 1987.
- [4] Daniel Frost and Rina Dechter. In search of the best constraint satisfaction search. In *Proceedings of the Twelfth National Conference on Artificial Intelligence*, pages 301-306, 1994.
- [5] J. Gaschnig. Performance measurement and analysis of certain search algorithms. Technical Report CMU-CS-79-124, Carnegie Mellon University, 1979.
- [6] R. M. Haralick and G. L. Elliott. Increasing Tree Search Efficiency for Constraint Satisfaction Problems. *Artificial Intelligence*, 14:263-313, 1980.
- [7] David Mitchell, Bart Selman, and Hector Levesque. Hard and Easy Distributions of SAT Problems. In *Proceedings of the Tenth National Conference on Artificial Intelligence*, pages 459-465, 1992.
- [8] Judea Pearl. *Heuristics*. Addison-Wesley, Reading, Mass., 1985.
- [9] Patrick Prosser. Hybrid Algorithms for the Constraint Satisfaction Problem. *Computational Intelligence*, 9(3):268-299, 1993.
- [10] Paul Walton Purdom. Search Rearrangement Backtracking and Polynomial Average Time. *Artificial Intelligence*, 21:117-133, 1983.
- [11] Norman Sadeh and Mark S. Fox. Variable and Value Ordering Heuristics for Activity-based Job-shop Scheduling. In *Proceedings of the Fourth International Conference on Expert Systems in Production and Operations Management*, pages 134-144, 1990.
- [12] Ramin Zabih and David McAllester. A Rearrangement Search Strategy for Determining Propositional Satisfiability. In *Proceedings of the Seventh National Conference on Artificial Intelligence*, pages 155-160, 1988.