


Seattle Children's Hospital – Main Campus

Directions, Parking and Transit



Seattle Children's Hospital – Main Campus

Address

4800 Sand Point Way NE
Seattle, WA 98105

Emergency Department

4500 40th Ave. NE
Seattle, WA 98105

Driving Directions

206-987-2226

Phone

206-987-2000

www.seattlechildrens.org

Transit

Bus

King County Metro
metro.kingcounty.gov
206-553-3000

Light Rail

Sound Transit
soundtransit.org
888-889-6368



Seattle Children's[®]
HOSPITAL • RESEARCH • FOUNDATION

Hope. Care. Cure.™

Driving directions:

I-5 South

- Take I-5 South to Exit 169 for NE 45th Street.
- Turn left onto NE 45th Street.
- Follow NE 45th Street past the University of Washington and down a large hill.
- At the bottom of the hill, turn left at the stoplight and continue on NE 45th Street.
- NE 45th Street will curve to the left and become Sand Point Way NE.
- Turn right onto Penny Drive to enter Children's campus.

I-90 West and I-5 North

- Take I-90 West across the Mercer Island Floating Bridge.
- Take I-5 North to Exit 169 for NE 45th Street.
- Stay in the right lane.
- Follow NE 45th Street past the University of Washington and down a large hill.
- At the bottom of the hill, turn left at the stoplight and continue on NE 45th Street.
- NE 45th Street will curve to the left and become Sand Point Way NE.
- Turn right onto Penny Drive to enter Children's campus.

I-82 West (from Children's Village/Yakima and Tri-Cities)

Children's Village

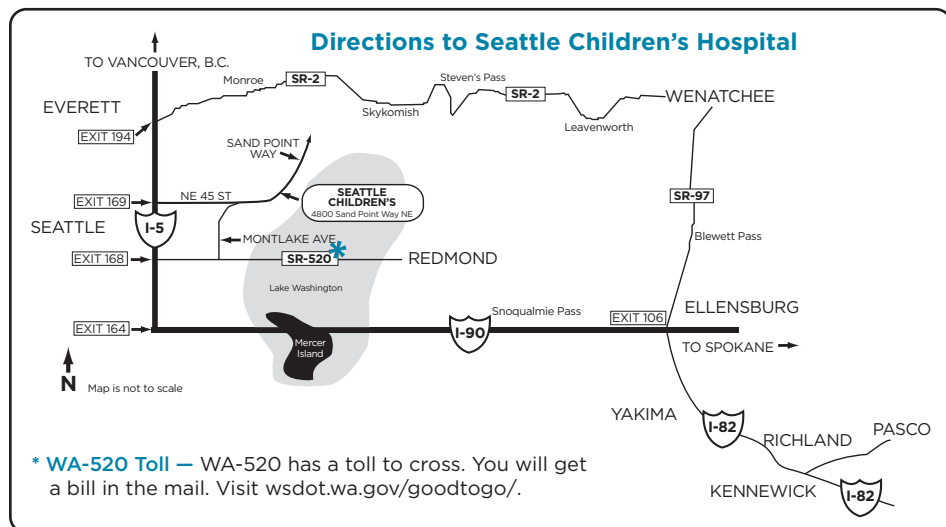
- Take Kern Road North to 40th Avenue and turn right.
- Take 40th Avenue and merge on to Highway 12 East.

Yakima/Tri-Cities

- Take I-82 West to I-90 West.
- Follow I-90 West and I-5 North directions above.

WA-520 West *

- Take WA-520 West over the Evergreen Point Floating Bridge.
- Take the Montlake Boulevard Exit.
- Merge right onto Montlake Boulevard East. This will run into NE 45th Street.
- Continue on NE 45th Street.
- NE 45th Street will curve to the left and become Sand Point Way NE.
- Turn right at Penny Drive to enter Children's campus.

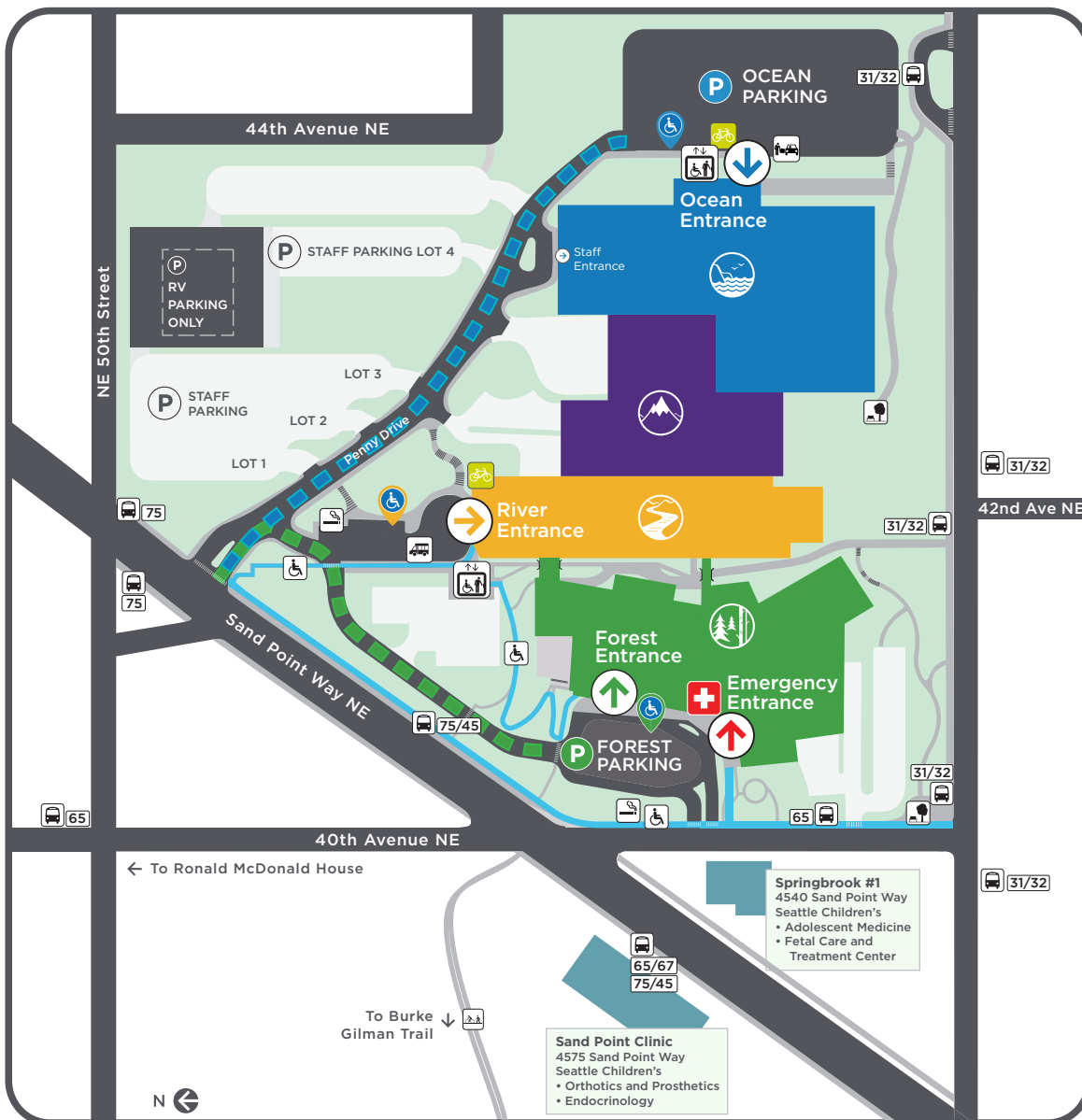


Seattle Children's Hospital – Main Campus

Directions, Parking and Transit

PARKING FOR	SYMBOL	LOT NAME	SERVICES	ZONE	ENTRANCE
Emergency Department: Patients and families		Forest Garage, Level 1	Disabled Parking		ED Entrance in Forest A zone
Inpatient Visits: Patients, families and visitors		Forest Garage	Disabled Parking		Forest Entrance
Clinic Visits and Urgent Care: Patients, families and visitors		Ocean Parking	Free valet parking on level 8, 7:30 a.m. to 3 p.m. Disabled Parking		Ocean Entrance levels 6, 7 and 8

Hospital Campus Map



■ ■ ■ Forest clinics, procedures and inpatient visits ■ ■ ■ Ocean clinics and procedures